



Annual General Meeting

3rd May 2019

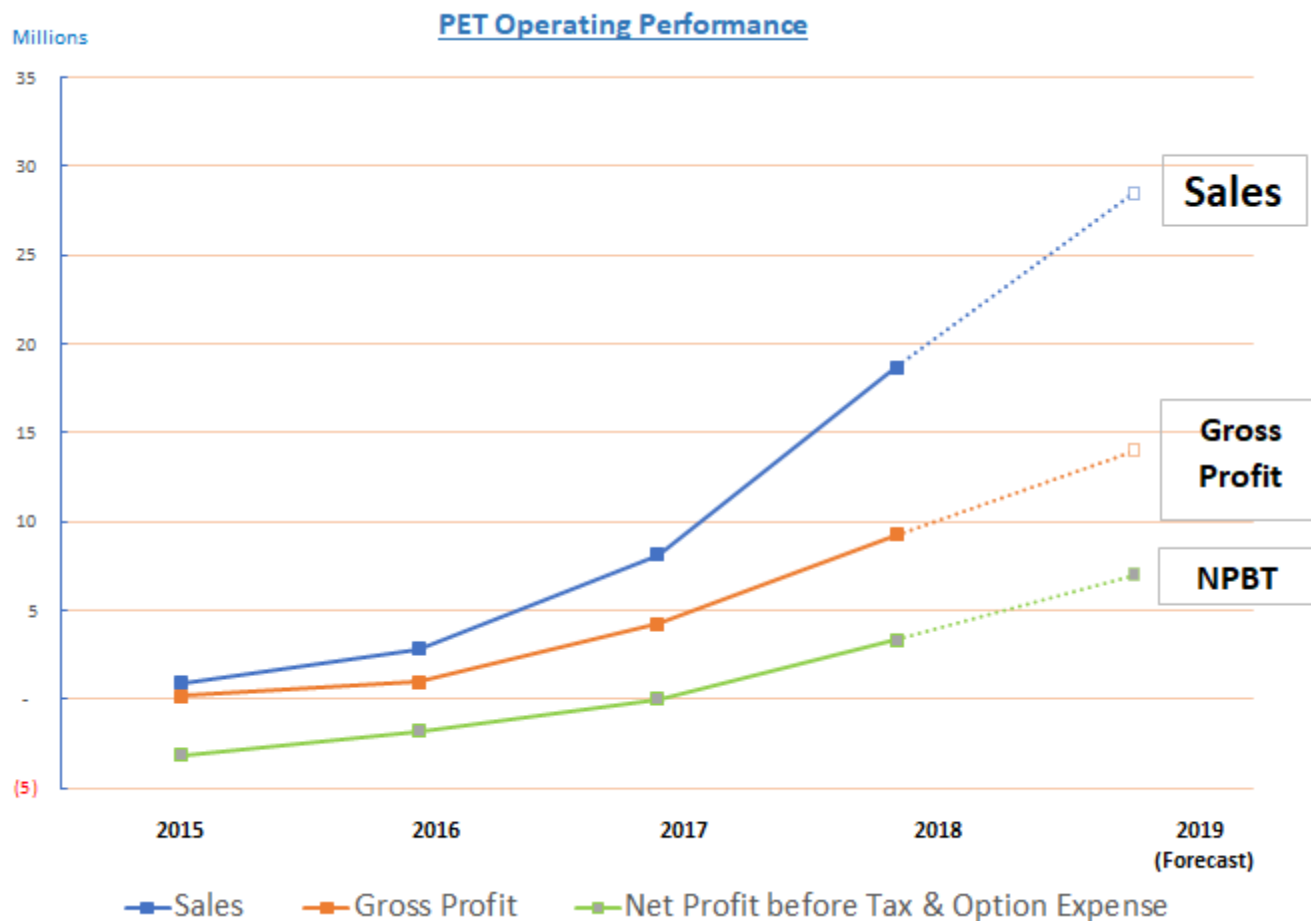
Disclaimer and Important Information



This presentation does not constitute investment advice. Neither this presentation nor the information contained in it constitutes an offer, invitation, solicitation or recommendation in relation to the purchase or sale of shares in Phoslock Environmental Technologies Limited – ABN 88 099 555 290 (the “Company”) - in any jurisdiction. Shareholders should not rely on this presentation. This presentation does not take into account any person’s particular investment objectives, financial resources or other relevant circumstances and the opinions and recommendations in this presentation are not intended to represent recommendations of particular investments to particular persons. All securities transactions involve risks, which include (among others) the risk of adverse or unanticipated market, financial or political developments. The information set out in this presentation does not purport to be all inclusive or to contain all the information which its recipients may require in order to make an informed assessment of the Company. You should conduct your own investigations and perform your own analysis in order to satisfy yourself as to the accuracy and completeness of the information, statements and opinions contained in this presentation. To the fullest extent permitted by law, the Company does not make any representation or warranty, express or implied, as to the accuracy or completeness of any information, statements, opinions, estimates, forecasts or other representations contained in this presentation. No responsibility for any errors or omissions from this presentation arising out of the negligence or otherwise is accepted.

This presentation may include forward looking statements. Forward looking statements are only predictions and are subject to risks, uncertainties and assumptions which are outside the control of the Company. These risks, uncertainties and assumptions include commodity prices, currency fluctuations, economic and financial market conditions in various countries and regions, environmental risks and legislative, fiscal or regulatory developments, political risks, project delay or advancement, approvals and cost estimates. Actual values, results or events may be materially different to those expressed or implied in this presentation. Any forward looking statements in this presentation speak only at the date of issue of this presentation. Subject to any continuing obligations under applicable law and the ASX Listing Rules, the Company does not undertake any obligation to update or revise any information or any of the forward looking statements in this presentation or any changes in events, conditions or circumstances on which any such forward looking statement is based.

PET Operating Performance



Financial Summary

- FY 2018 Revenue **\$18.7m**

- NPBT **\$3.5m***

* excludes non cash accounting effect of May 2017 option issue

Strong Operating Margins: > 50% Gross Profit

Cashflow from Operations (January-March 2019): \$6.0m

- FY2019 Forecast Revenue **\$27m-\$30m**

- NPBT **\$6m-8m***

Strong Balance Sheet:

- **A\$12m** in cash
- Receivables/Work in Progress/Inventory of **\$15m**;
- Debt Free;
- Net Assets approx **\$27m**

\$2.1m receivable from Performance Options

Future Financial Performance – Key Drivers



- 1. Increased New Sales in China & International**
=> Comprehensive Solutions – products; scientific and engineering solutions
- 1. Re-occurring Income: Increased Maintenance Revenue**
- 2. Repeat Customers: Over 60% of projects have had repeat (top up or large) applications**
- 4. Maintain High Gross Profit Margins**
- 5. Expense Control**
- 6. Tax Planning**

Beijing Canals & Rivers

\$8-10m initial contract; Maintenance revenue over next 18 years - \$20-40m



Beijing Canal – March 2018



Same Beijing Canal – Sept 2018



Other Beijing Canals



Black & Odorous Water

Wetland Projects in Beijing – over \$20m project

Delivered 130,000 tons of Materials for Construction; GeoTextile cover



Delivery of Zeolites



Delivery of Volcanic Materials



Site Preparation



Laying of Geo Textile Protective Cover



Recent International Projects



Major PET Project Areas



Major New Project Areas – South China Lakes

Nine Highly polluted Lakes; Government funded projects



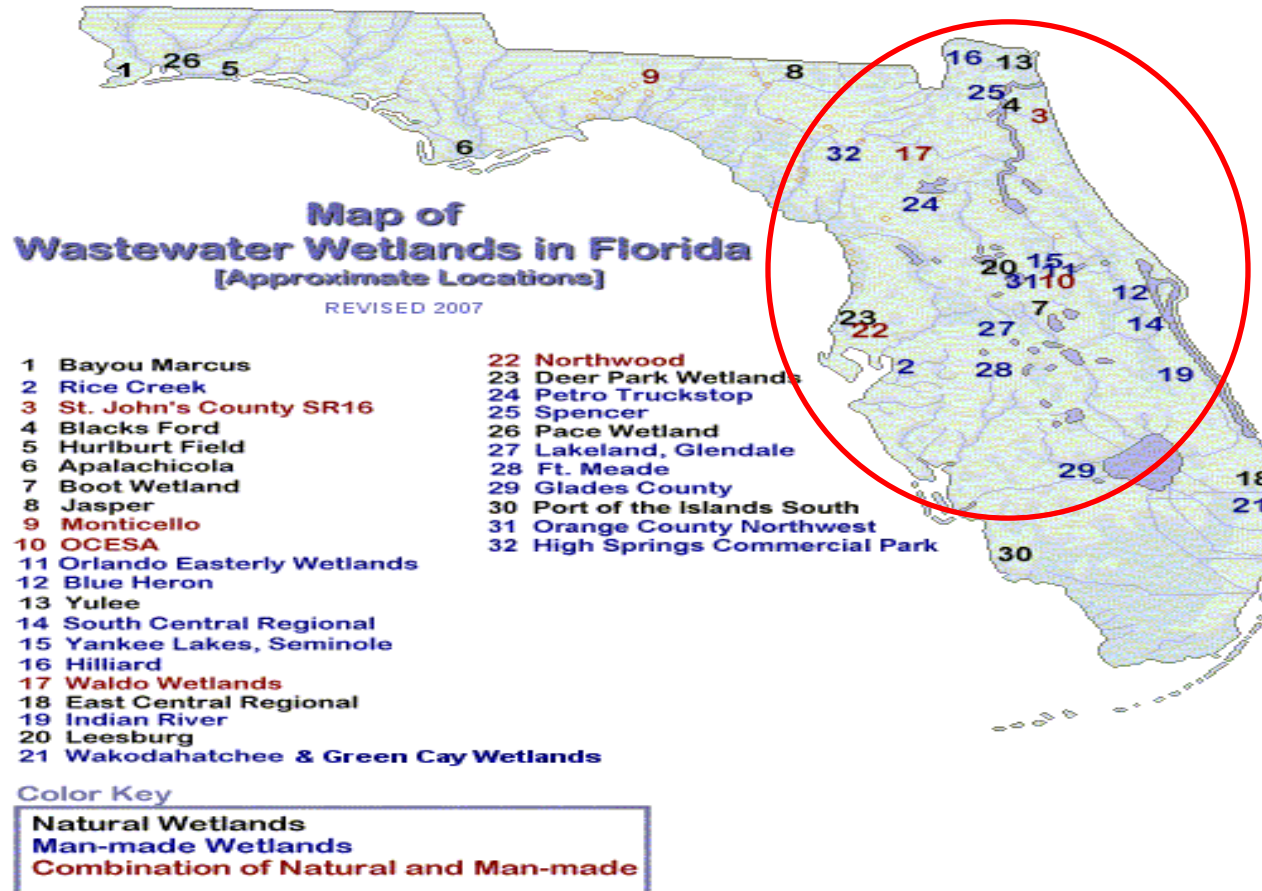
Recent Applications - US Wetland/ Everglades Trial

Huge Potential; Phoslock to absorb Phosphorus before entering Everglades



Florida Wetland Areas

Over 30 separate large wetlands in Florida



Increasing number of Drinking Water Reservoir Projects

Recent Breakthrough Application



World Bank/ Govt Agency - Drinking Water Projects

Working on a number of large Drinking Water Projects



New Products/ R&D Projects



Bacterial Products



Reusable Filter Material



Phoslock Brick



Bacteria Brick



High Speed Aerators



Constructed Wetlands

ESG – Environmental, Social and Governance

Environmental Friendly product that locks up Phosphorus Safely and Permanently

- Invented by CSIRO (Australian Govt Science Organisation) in 1990's;
- **Environmental Friendly**; safe for human and fish & aquatic plants;
- **Internationally Certified** for use in Drinking Water Reservoirs;
- Manufactured in **ISO Compliant** modern factory to strictest Quality Control;
- Supply Chain - audited by our major accreditation agencies

• => **CLEAN, GREEN, ENVIRONMENTAL FRIENDLY PRODUCT**

- **Ethical Investment – PET ticks all the boxes**



Investor Relations

High Sales Growth Rate; Diversified Business; Debt Free; Cash & Liquid Assets of \$27m

Market Cap > \$200m; liquidity has improved significantly

PET is now an attractive investment for Institutional Investors; **ESC and Ethical Investment**

Board/ Senior Management > 156m shares (29%)

MEMBER OF ASX ALL ORDINARIES INDEX

ASX LISTED GREEN COMPANY

(only 42 companies on the ASX Green Company list)



Phoslock ENV Tec Limited (PET)


20mins delayed ⓘ

\$0.415

Closed - 02/05

▼ **0.02 (4.60%)**

Movement

\$0.285  \$0.48

52 Week Range


43.10%

1 Year Return

Phoslock ENV Tec Limited Chart

Intraday 1m 3m 6m 1yr 5yr 10yr



 All Ords ▼ Show News Mov Avs ▼ Vol RSI BB

Price **\$0.415** Prev. Close **0.435** 52w Range **0.285 - 0.48**

Questions





ASX Code – PET

PET is included in the ASX All Ordinaries Index

**Suite 403
25 Lime Street
Sydney NSW 2000
Australia**

Robert Schuitema – Managing Director

m: + 61 (0) 412 305 442

e: rs@phoslock.com.au

Michael Kotowicz – Investor Relations

m: + 61 (0) 416 233 145

e: ir@phoslock.com.au

Tel: +61 2 8014 7611

Web: www.phoslock.com.au