



Super Retail
Group



2024 Macquarie Australia Conference Presentation

Authorised for release by the Super Retail Group Board

May 2024

Anthony Heraghty
Group Managing Director
& Chief Executive Officer



Contents

- 1 ➤ Execution of our Closeness to Customer Strategy
- 2 ➤ Our new Enterprise Agreement
- 3 ➤ Supercheap Auto Trade
- 4 ➤ Trading Update

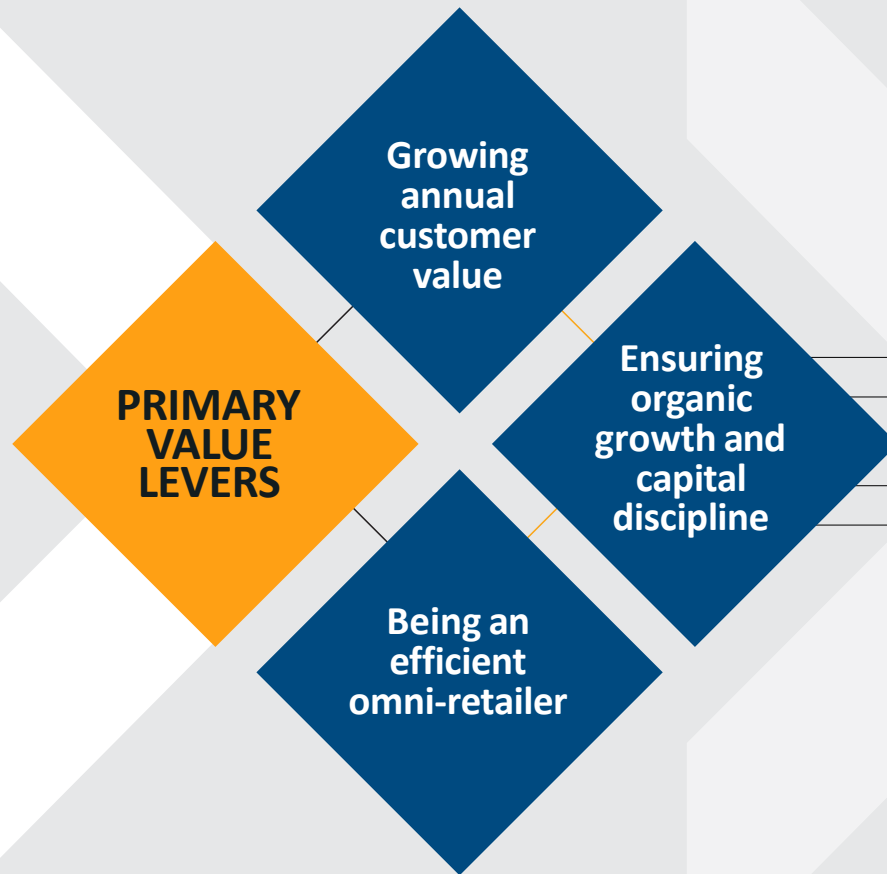


Contents

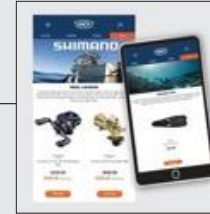
- 1 ➤ Execution of our Closeness to Customer Strategy
- 2 ➤ Our new Enterprise Agreement
- 3 ➤ Supercheap Auto Trade
- 4 ➤ Trading Update



Our strategy



**GROW THE FOUR
CORE BRANDS**



**LEVERAGE CLOSENESS TO
OUR CUSTOMER**



**CONNECTED OMNI-RETAIL
SUPPLY CHAIN**



**SIMPLIFY THE
BUSINESS**



**EXCEL IN OMNI-RETAIL
EXECUTION**



Customers at Super Retail Group¹

Club members represented 76 per cent of Group H1 FY24 sales

ACTIVE CLUB
MEMBERS²

11.1m
(UP 1.4M)

CLUB MEMBER
NPS

69
(UP 3)

CLUB MEMBER
% OF SALES

76%
(UP 4%)

SUPERCHEAP
AUTO

rebel



macpac

CLUB MEMBER
NPS (UP 1)

67

CLUB MEMBER
NPS (UP 2)

66

CLUB MEMBER
NPS (UP 5)

73

CLUB MEMBER
NPS (UP 1)

69

CLUB MEMBER
% OF SALES
(UP 5%)

68%

CLUB MEMBER
% OF SALES
(UP 5%)

76%

CLUB MEMBER
% OF SALES
(UP 2%)

90%

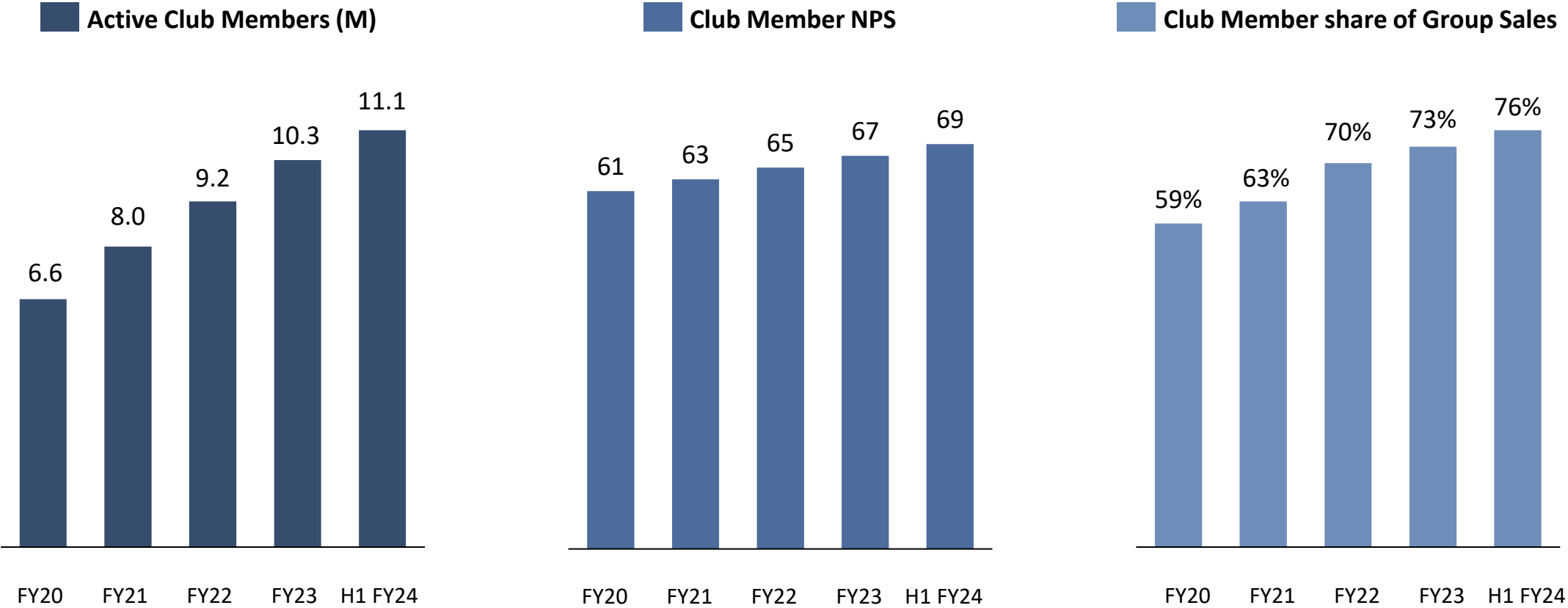
CLUB MEMBER
% OF SALES
(UNCHANGED)

74%

¹ Data shown on this slide is for the half year period ended 30 December 2023 (H1 FY24)

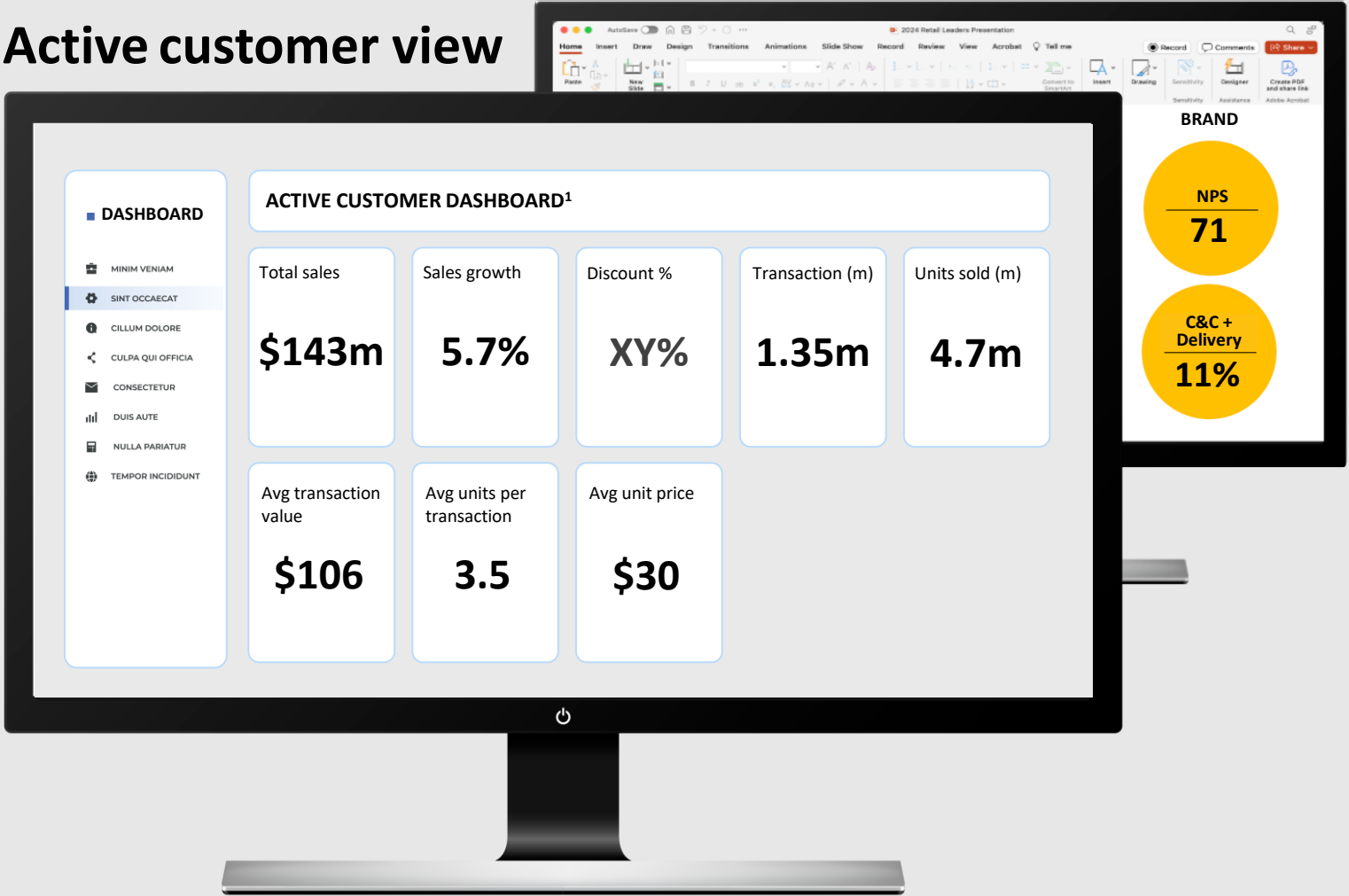
² Active club member is a club member who purchased in the last 12 months

Investment in our loyalty programs is driving growth in active club member metrics

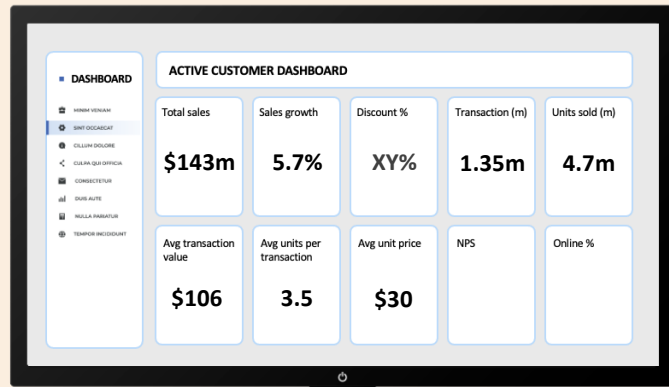


Traditional view of same store sales

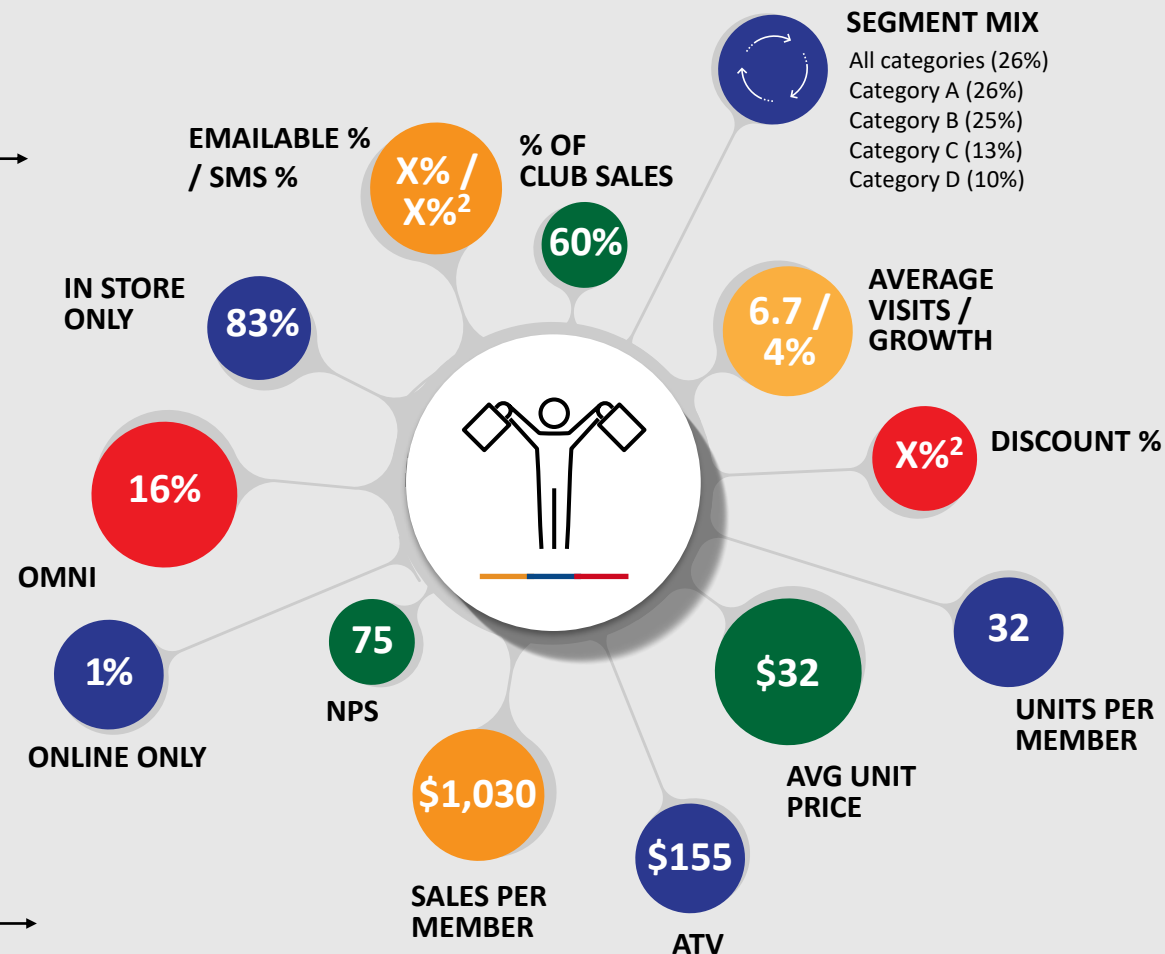
Active customer view



The next horizon: measuring performance and driving behaviour around average annual customer value¹



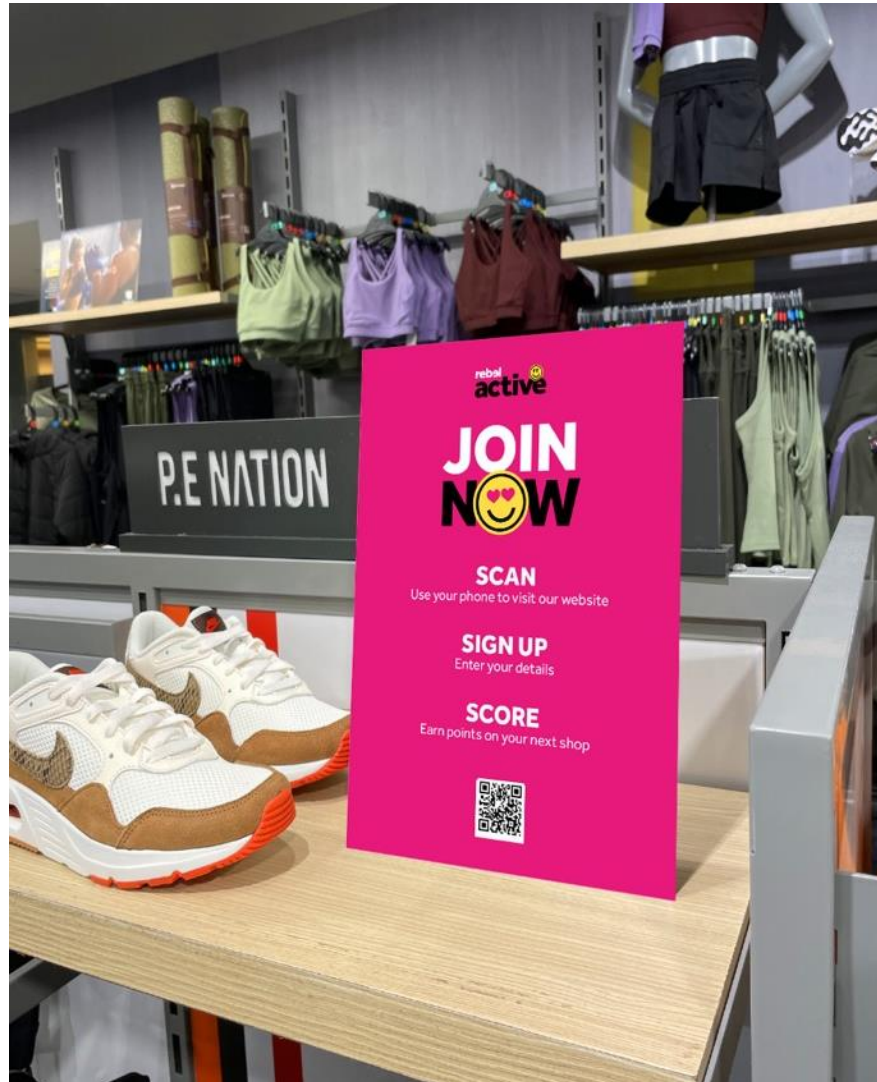
Segment	Customers	Sales	Sales growth (pcp)	Baskets
Brand lover	82,500	\$85m	5%	550,000
[Segment 2]				
[Segment 3]				
[Segment 4]				



- Captures the full value you are creating
- Channel is irrelevant
- Conversations become customer-led
- Aim for a value exchange

Our customers have embraced the new rebel loyalty program

rebel



Goal status to date

Outcome

3.9m

ACTIVE CLUB MEMBERS^{1,2}

Increase visitation

On track

Drive uplift in new member sign ups

On track

>2.8m

CLUB MEMBERS HAVE EARNED POINTS^{1,2}

Active club members earning points

>70%

Active club members redeeming points

>25%

>\$32m

VALUE OF LOYALTY POINTS ISSUED TO MEMBERS^{1,2}

GP impact in line with plan

On track

Sales value per \$1 redeemed

>\$10

>10x

AVERAGE SALES PER \$ REDEEMED^{1,2}

Increase average basket value

Not yet known

Observe first breakage event (i.e. points expiry)

Not yet known

Contents

- 1 ➤ Execution of our Closeness to Customer Strategy
- 2 ➤ **Our new Enterprise Agreement**
- 3 ➤ Supercheap Auto Trade
- 4 ➤ Trading Update



Our new Enterprise Agreement



The Group's 2024 retail and CCC Enterprise Agreement (EA) has been endorsed by our Australian team members and approved by the Fair Work Commission (FWC). The EA has a three-year term and will become operative from 14 July 2024.

- The EA applies to the store wages component of the Group's employee expenses (not support office employee expenses) and excludes retail management
- Under the terms of the EA, all wages-paid team members across our Australian retail stores will receive higher penalty rates and the following increases in base pay rates:
 - FY25: 5.25 per cent¹
 - FY26: 3.25 per cent
 - FY27: 3.25 per cent
- The FY25 increase to retail team members' base pay rates represents a step up in retail team member expenses from FY24 to FY25 of approximately 3 per cent
- Further details of the EA are set out in the Group's most recent trading update announcement lodged with ASX

Contents

- 1 ➤ Execution of our Closeness to Customer Strategy
- 2 ➤ Our new Enterprise Agreement
- 3 ➤ **Supercheap Auto Trade**
- 4 ➤ Trading Update



**A SUPER WEBSITE,
BUILT JUST
FOR THE TRADE
COMING SOON!**



- Upcoming launch of the Supercheap Auto trade website will support incremental growth in our existing trade business
- Enhances the customer experience for existing trade customers through a dedicated website
- Opportunity to leverage our current store network and existing range of tools, parts and auto accessories to appeal to a broader range of business customers via an improved digital offering

Contents

- 1 ➤ Execution of our Closeness to Customer Strategy
- 2 ➤ Our new Enterprise Agreement
- 3 ➤ Supercheap Auto Trade
- 4 ➤ Trading Update**



Trading Update

- Group like-for-like sales growth and total sales growth as at week 43 of FY24 are as follows:

	H2 LFL Sales Growth (Weeks 27 to 43)	LFL Sales Growth (Weeks 1 to 43)	Total Sales Growth (Weeks 1 to 43)
Supercheap Auto	1%	2%	3%
rebel	(2%)	(2%)	(2%)
BCF	(5%)	(1%)	5%
Macpac	3%	1%	2%
Group Total	(1%)	0%	2%

- Group sales across March and April were approximately 1 per cent above sales in the prior corresponding period (pcp):
 - Supercheap Auto benefitted from strength in key auto maintenance categories including lubricants, power and car detailing
 - rebel footwear sales have improved following the introduction of new and expanded brand ranges (including Hoka and On) however demand for apparel remains subdued
 - BCF's like-for-like sales reflect softer trading in the key Easter period and the cycling of clearance activity in the pcp
 - Macpac sales growth was driven by a strong performance in New Zealand where inbound travel boosted sales in key tourist destination stores
- Group gross margin (%) in FY24 year to date is in line with gross margin (%) delivered in the pcp
- Given current challenges around inflation and interest rates, customers are managing their spending carefully and becoming increasingly value focused. While store foot traffic and transaction volumes continue to grow, ongoing cost of living pressure on the consumer is impacting number of items per sale
- The Group has opened 20 stores and closed 4 stores in FY24 year to date. The Group expects to open a further 7 stores prior to the end of FY24

Important notice and disclaimer

This presentation has been prepared by Super Retail Group Limited ABN 81 108 676 204 ("SRG"). It provides summary information about the activities of SRG and its subsidiaries current as at the date of this presentation. The information in this presentation is of a general nature given in summary form and does not purport to be complete. The material contained in this presentation may include information derived from publicly available sources that have not been independently verified.

Information in this presentation should not be relied upon or considered as advice or a recommendation to investors or potential investors in relation to holding, purchasing or selling securities or other financial products and does not take into account the investment objectives, financial situation or needs of any particular investor. Before acting on any information, investors should consider the appropriateness of the information having regard to these matters and, in particular, should seek their own independent professional and financial advice.

This presentation may contain forward looking statements – that is, statements related to future, not past, events or other matters – including, without limitation, statements regarding SRG's intent, belief or current expectations with respect to SRG's businesses and operations, financial performance, financial position and market conditions. Forward looking statements are subject to uncertainty, risks and contingencies outside SRG's control. Readers are cautioned not to place undue reliance on these forward looking statements. Past performance is not a reliable indication of future performance. Actual results or events may vary materially from those referred to in this presentation.

To the maximum extent permitted by law, neither SRG, nor any other person, gives any representation, warranty or guarantee as to the accuracy, reliability or reasonableness, or completeness of the information in this presentation, including any forward looking statements. SRG does not undertake any obligation to update or supplement the information in this presentation, whether as a result of new information, future events or otherwise, after the date of this presentation.

Certain information in this presentation is unaudited and may have been prepared on a different basis to SRG's interim financial report for the period ended 30 December 2023 ("Financial Report"), which is prepared in accordance with the Australian Accounting Standards. This information is included to assist in making appropriate comparisons with prior periods and assessing the operating performance of the business.

Numbers are subject to rounding and stated in Australian dollars unless otherwise noted. Unless otherwise specified, all information in this presentation is as at 30 December 2023.

