

Investor Presentation

Q2 FY23

Release approved by Brian Lane,
Chief Operating and Chief Financial Officer
Vioneering Technologies Inc.
ASX:VTI



Legal Information



Summary

The material contained in this presentation is intended to be general background information about Visioneering Technologies, Inc. ("VTI", or "Visioneering") and its activities.

The information is provided in a summary form, does not purport to be complete and may include information derived from publicly available sources that have not been independently verified. Accordingly, this presentation should not be relied upon as advice for investors or potential investors. It should be read in conjunction with VTI's periodic and continuous disclosure announcements lodged with the Australian Securities Exchange ("**ASX**"), which are available at www.asx.com.au.

No representation or warranty is made as to the accuracy, completeness or reliability of the information.

No financial product advice

This presentation is for information purposes only and does not take into account the investment objectives, financial position or needs of any particular investor. Investors or potential investors should seek independent professional advice in respect of their specific investment objectives, financial situation and particular needs before making any investment decision. VTI is not licensed to provide financial product advice in respect of its securities or any other financial products.

Risks

An investment in VTI is subject to known and unknown risks, some of which are beyond the control of VTI and its directors. VTI does not guarantee any particular rate of return in relation to VTI securities or the performance of VTI.

Forward-looking statements

Certain statements in this presentation may constitute forward-looking statements or statements about future matters that are based on management's current expectations and beliefs (being statements about matters that are not historical facts), including but not limited to, statements related to VTI's financial performance, business strategy and goals, plans and prospects, potential benefits of VTI's products and technology, product development, timing of international regulatory approvals, market size, commercial success, and future financial performance. VTI uses words such as 'will', 'may', 'expect', 'intend', 'seek', 'would', 'should', 'could', 'continue', 'plan', 'estimate', 'anticipate', 'believe', 'probability', 'risk', 'aim', or other similar words to identify forward-looking statements.

These forward-looking statements are subject to risks and uncertainties that are difficult to predict and are based on assumptions as to future events that may not prove accurate.

Given the current uncertainties regarding the on-going impact of the COVID-19 on the trading conditions impacting VTI, the financial markets and the health services world-wide, there can be no assurance that future developments will be in accordance with VTI's expectations or that the effect of future developments on VTI will be those anticipated. Actual results may differ materially from what is expressed in this presentation and investors are cautioned not to place undue reliance on the current trading outlook.

Past performance

Past performance, including the pro forma historical information in this presentation is given for illustrative purposes only and should not be relied on (and is not) an indication of future performance including future security price information. Historical

information in this presentation relating to VTI is information that has been released to the market. For further information, please see past announcements released to the ASX. Nothing contained in this presentation nor any information made available to investors or potential investors is, or shall be relied upon as, a promise, representation, warranty or guarantee, whether as to the past, present or future.

Past performance is not necessarily a guide to future performance and no representation or warranty is made as to the likelihood of achievement or reasonableness of any forward looking statements or other forecast.

CHESS Depositary Interests

VTI's CHESS Depositary Interests (**CDIs**) are traded on ASX in reliance on the safe harbour provisions of Regulation S under the US Securities Act of 1933, as amended, and in accordance with the procedures established pursuant to the provisions of a no-action letter dated 7 January 2000 given to ASX by the staff at the US Securities and Exchange Commission. The relief was given subject to certain procedures and conditions described in the no-action letter. One of the conditions is that the issuer provides notification of the Regulation S status of its securities in communications such as this presentation.

No offer

This presentation is for information purposes only and is not and should not be considered an offer or an invitation to acquire securities or any other financial products in any jurisdiction in which, or to any person to whom, it would be unlawful to make such an offer or invitation.

Each recipient of this presentation should make its own enquiries and investigations regarding all information included in this presentation including the assumptions, uncertainties and contingencies which may affect VTI's future operations and the values and the impact that future outcomes may have on VTI.

The information in this presentation is subject to change and unless required by law, VTI is under no obligation to update this presentation (including any forward-looking statements) or its contents for any matter arising or coming to VTI's notice after the date of this presentation.

None of VTI, its officers, directors, employees and agents, nor any other person makes any representation or warranty, express or implied, as to, or endorsement of, VTI, the accuracy or completeness of any information, statements or representations contained in this presentation and none of them accepts responsibility or liability for any errors or omissions in this presentation whatsoever.

This document may not be reproduced or published, in whole or in part, for any purpose without the prior written consent of VTI. The distribution of this presentation outside of Australia may be restricted by law and any such restrictions should be observed.

This presentation does not constitute an offer to sell, or a solicitation of an offer to buy, securities in Australia, the United States or any other jurisdiction.

What we do: Vision correction

Our flagship contact lenses NaturalVue MF, address two high-need and underserved populations worth up to \$25bn combined:



\$13-17bn global TAM

Near-sightedness or “Myopia”

- Affects up to one-third of children in US and 80-90% of children in many Asian nations, 2 billion people worldwide
- Quarantine has likely increased rates (J. Am Med Assoc, 2021)
- Correlates to elevated life-time risk for blindness and other debilitating ocular diseases
- Risk for ocular diseases correlates with level of near sightedness
- Lifetime of management required, starting in young children
- US\$2bn addressable market in US, ~\$10bn China, plus other large OUS markets



\$8bn global TAM

Adults over 45 losing up-close vision, or Presbyopia

- Affects nearly everyone over 45-50 in every part of the world
- Progressive disease; worsens with age
- Current contact lenses for presbyopia compromise either near or distance vision and are time-consuming for practitioners to optimize
- US\$3bn addressable market in US, large OUS markets

Board Guidance & Executive Management



Dr. David J. Mazzo
Chairman and
Non-executive Director

- 40 years of experience in the life sciences industry
- Currently CEO and Executive Director of Lisata Therapeutics (NASDAQ:LSTA) and Board member of a private company
- Previously served as CEO and Executive Director of several public companies, including leading Regado through its IPO



Brian Lane
Chief Operating and Chief
Financial Officer

- CFO with extensive track record of strong financial results.
- CFO of a private equity-backed company and CAO of multiple public companies
- Career foundation built on 11 years with EY
- Bachelor of Business Administration, Accounting from University of Georgia



Dr. Ashley Tuan
Chief Medical Officer

- More than 25 years of experience in clinical and vision research; previously VP at Mojo Vision, a smart contact lens company
- Part of CooperVision team that enabled the launch of their MiSight contact lens
- Member of ARVO & BCLA, and Fellow of the AAO.
- Masters degree in Physiological Optics, Doctor of Optometry from The Ohio State University, PhD in Vision Science from Univ of California at Berkeley

Experienced Leadership Team



Mike Tilleli
National Sales
Director

- Leads VTI sales team for North America
- Over 40 years of optical industry experience, primarily with Alcon, formerly CIBA Vision, CooperVision and IDOC.
- Bachelor of Arts in Business & Managerial Economics from City University of New York – Queens College



Pam Pritchard
Executive Director –
Sales Operations

- Extensive experience in the contact lens industry.
- Nearly 30 years with Alcon, formerly CIBA Vision. Held management positions in Strategic Accounts; Planning, Communications & Operations; Inside Sales; Sales Training; and was a Senior Sales Representative
- MBA, Finance and Bachelor of Business Administration, Marketing from The University of Akron



Layna Mendlinger
Global Head of
Marketing

- 30+ years of experience in marketing management
- Previously with Alcon, formerly CIBA Vision, progressing from Brand Manager to Global Marketing Senior Director – New Product Development
- Bachelor of Arts in Advertising from the University of Georgia; Executive Education - Brand Management Program, Emory University, Goizueta School of Business



Heather Hale
VP, Controller

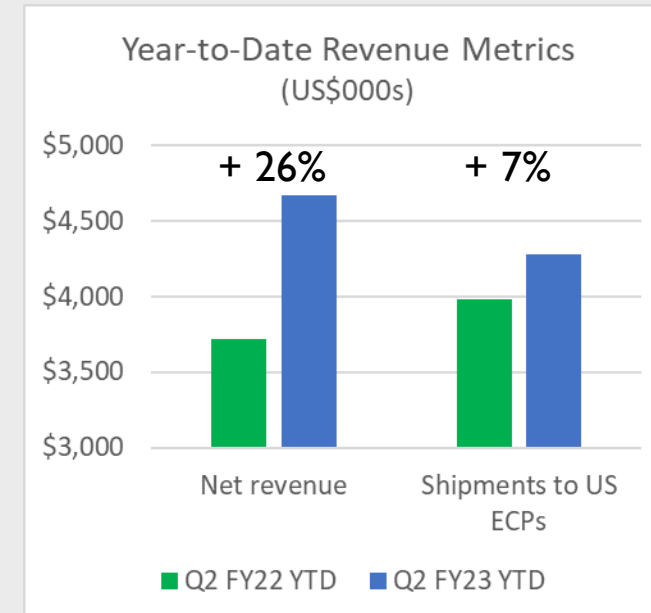
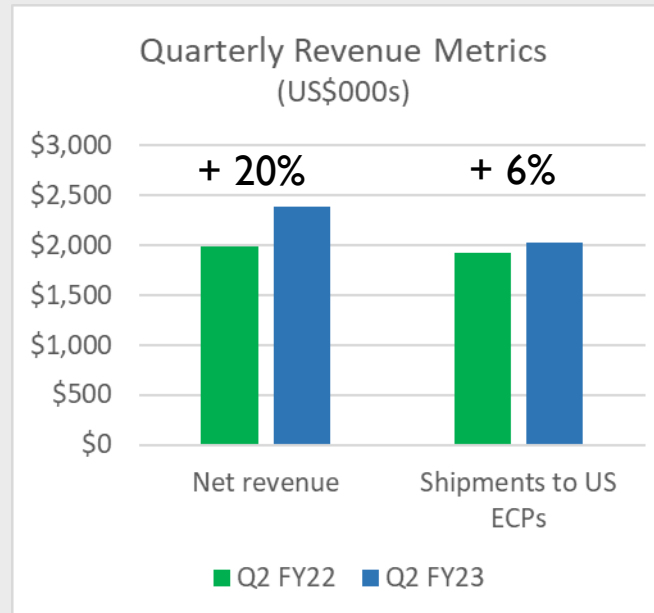
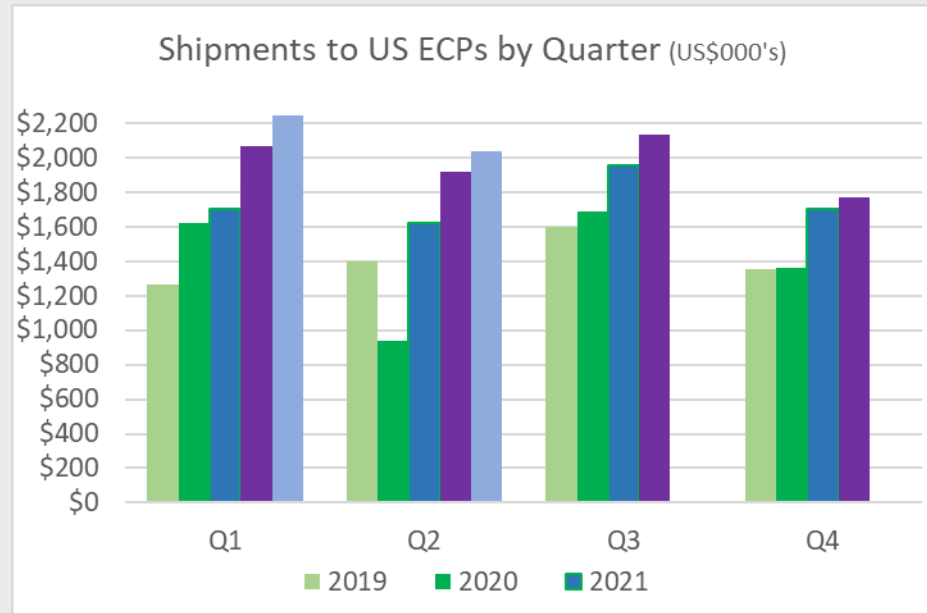
- CPA with 20+ years of experience in financial management
- Past Controller for a multi-state surgery center practice / management company
- Began career progressing to Manager at Deloitte, then to Accounting Manager at The Coca-Cola Company.
- Bachelor of Science degree in Accounting from Louisiana State University



Tracy Wentworth
Director – Quality &
Regulatory

- Began career as a scientist before transitioning to Quality
- Over 15 years in Quality in the contact lens industry, primarily with Alcon, formerly CIBA Vision and as an independent consultant working with VTI
- Bachelor of Arts in Health Science degree from Kalamazoo College; MS in Quality Assurance, Engineering Technology from Kennesaw State University

Revenue Metrics



- Shipments to US ECPs grew 6% in Q2 FY23 to \$2.034 million
- Net revenue grew 20% in the quarter to a record \$2.383 million
- VTI launched its NaturalVue® (etafilcon A) Enhanced Multifocal 1-Day™ contact lens (Enhanced Multifocal) in the U.S. in Q4 FY21 and distributors purchased large initial stocking orders in that quarter. Only a small number of ECPs could purchase the product in Q1 FY22 and there wasn't enough demand to cause distributors to order much Enhanced Multifocal in the first half of FY22. Effectively, net revenue was pulled forward to Q4 FY21, resulting in a lower net revenue in Q1 and Q2 FY22 than normal growth would yield.
- As a result, the percentage change in net revenue was much greater due to this pull forward effect that lowered net revenue in Q1 and Q2 FY22.
- Europe / Asia-Pacific net revenue grew 27% in the first half of FY23, driven by growth in the Menicon Bloom Day private label sales.

Independent Real-World Studies



ORIGINAL INVESTIGATION

Retrospective Analysis of a Clinical Algorithm for Managing Childhood Myopia Progression

Jeffrey Cooper, OD, MS, FAAO,¹ Thomas Aller, OD,² Earl L. Smith, III, OD, PhD, FAAO,³ Kevin Chan, OD, MS, FAAO,⁴ Sally M. Dillehay, OD, EdD, FAAO,⁵ and Brett O'Connor, OD, FAAO^{6*}

“CAMP”
OVS 2023;100:117-124

Clinical Ophthalmology

Dovepress

open access to scientific and medical research

Open Access Full Text Article

ORIGINAL RESEARCH

Reduction of Myopic Progression Using a Multifocal Soft Contact Lens: A Retrospective Cohort Study

Jeffrey Cooper^{1,2}, Brett O'Connor³, Thomas Aller^{4,5}, Sally M Dillehay⁶, Katherine Weibel⁷, Douglas Benoit⁸


¹Cooper Eye Care, New York, NY, USA; ²State University of New York College of Optometry, New York, NY, USA; ³MyEyeDr – Mandarin, Jacksonville, FL, USA; ⁴Dr. Thomas Aller, Optometrist, Inc., San Bruno, CA, USA; ⁵University of California, Berkeley School of Optometry, Berkeley, CA, USA; ⁶ClintrialSolutions, LLC, Roswell, GA, USA; ⁷The Ohio State University College of Medicine, Department of Ophthalmology, Columbus, OH, USA; ⁸Visioneering Technologies, Inc., Alpharetta, GA, USA

“6Y Cooper”
Clinical Ophthal 2022;16 2145-2155




American Association for Pediatric Ophthalmology and Strabismus

Meetings / 2023 Annual Meeting

COLUMBIA

COLUMBIA UNIVERSITY
DEPARTMENT OF OPHTHALMOLOGY

NewYork-Presbyterian

Myopia Control with Extended Depth of Focus Multifocal Contact Lenses

Carolyn R. Lederman, MD
Edward S. Harkness Eye Institute, Vagelos College of Physicians and Surgeons
Columbia University Irving Medical Center, New York, NY

INTRODUCTION

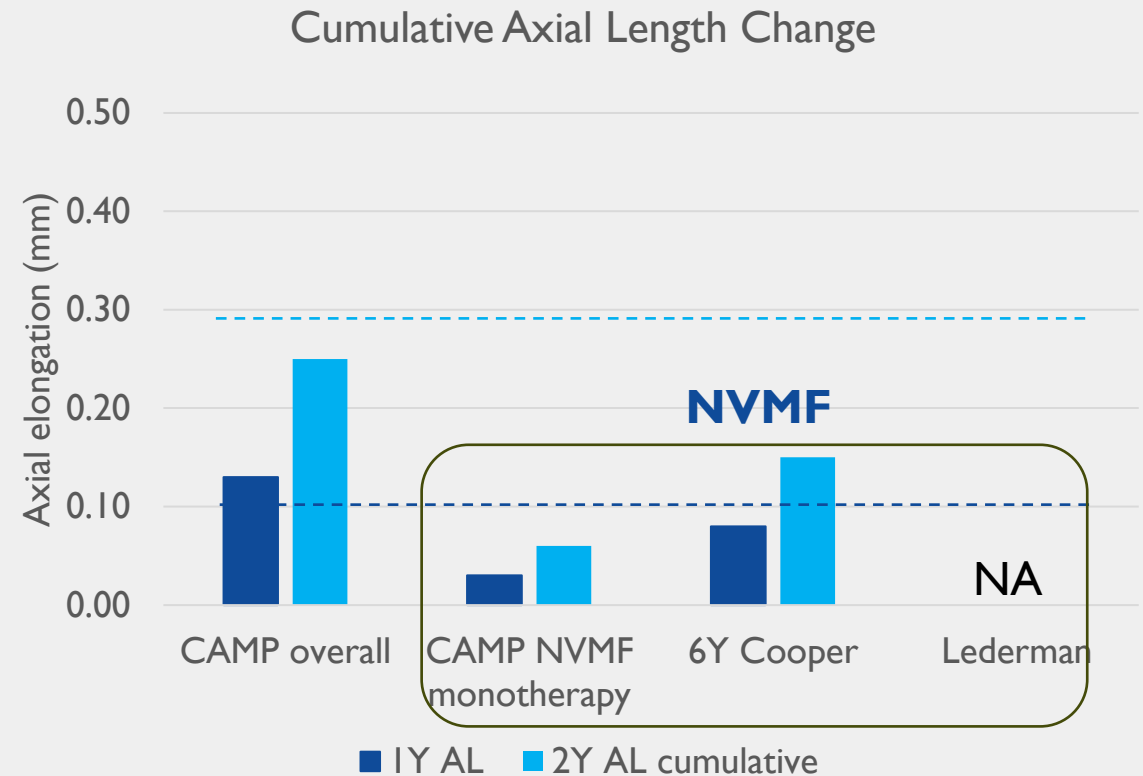
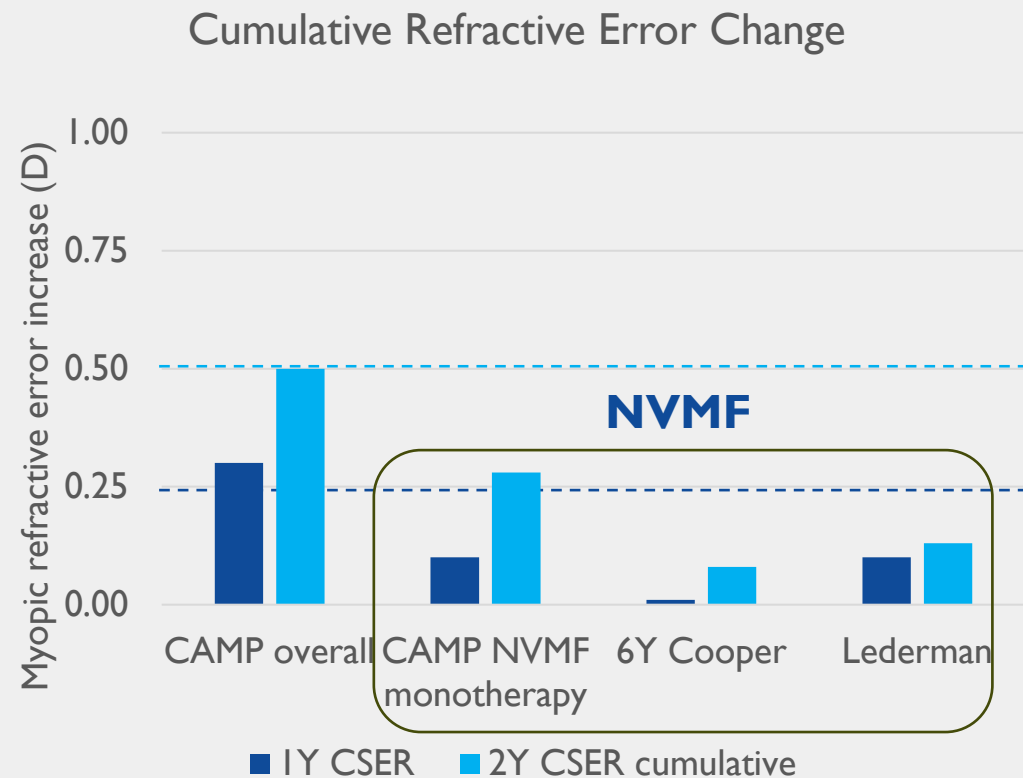
RESULTS

“Lederman”
AAPOS 2023 Annual Meeting

Independent Real-World Studies

-Reporting similar treatment outcomes

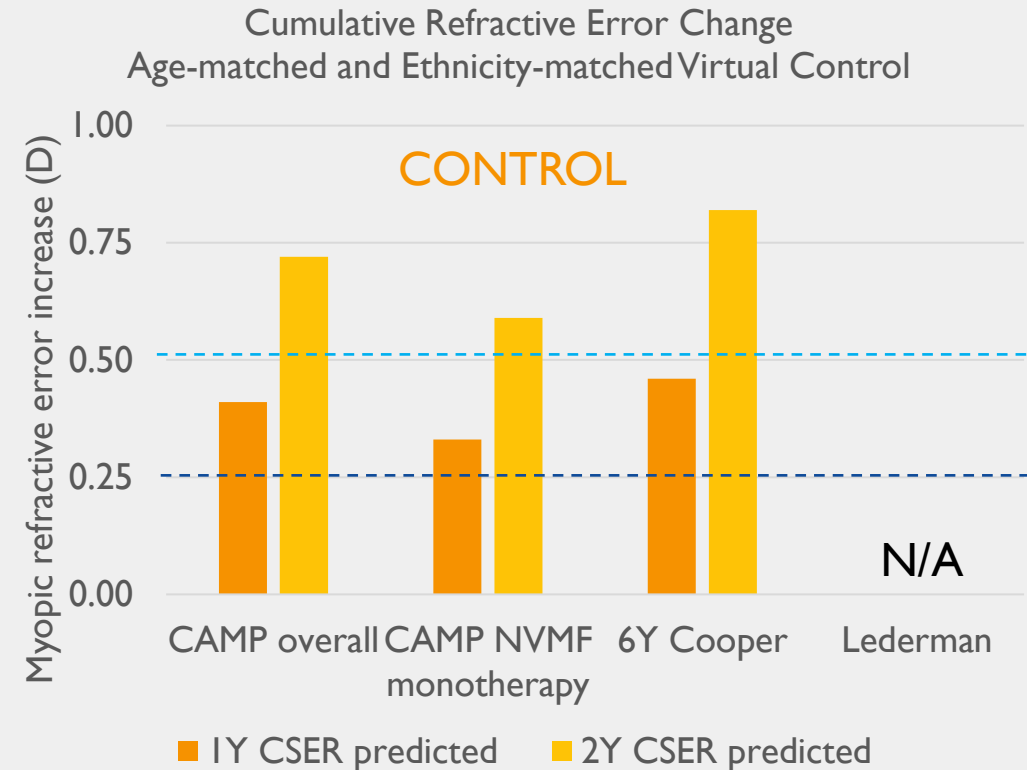
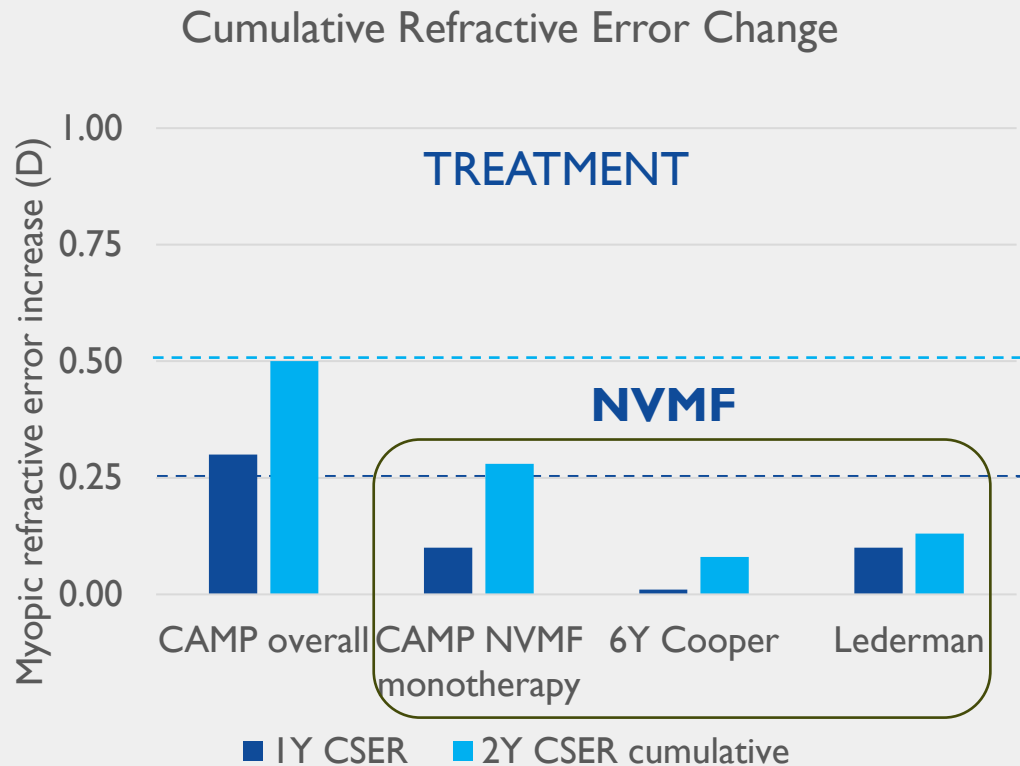
- Age range 8-13
- Average myopia progression less than -0.25D/yr (0.25D is the smallest interval for refraction)
- Average axial length elongation less than 0.10mm/yr ($\leq 0.10\text{mm}$ is normal growth of non-myopic eyes)



Independent Real-World Studies

-Reporting similar treatment outcomes

- Age range 8-13
- Average myopia progression less than -0.25D/yr (0.25D is the smallest interval for refraction)
- Significantly less than the age-matched and ethnicity-matched virtual control group (details in the 6Y Cooper paper)



Treatment Effects (decrease in axial length progression relative to the Control Group)

Axial Length (mm)		CAMP overall	CAMP NVMF monotherapy	6Y Cooper
One Year	n	289	17	66
Treatment Group		0.13	0.03	0.08
Virtual Control Group*		0.24	0.20	0.25
Treatment Effect		0.11	0.17	0.17
% Decrease		46%	85%	68%
Two Years	n	136	5	66
Treatment Group		0.25	0.06	0.15
Virtual Control Group*		0.45	0.39	0.47
Treatment Effect		0.20	0.32	0.32
% Decrease		44%	82%	68%

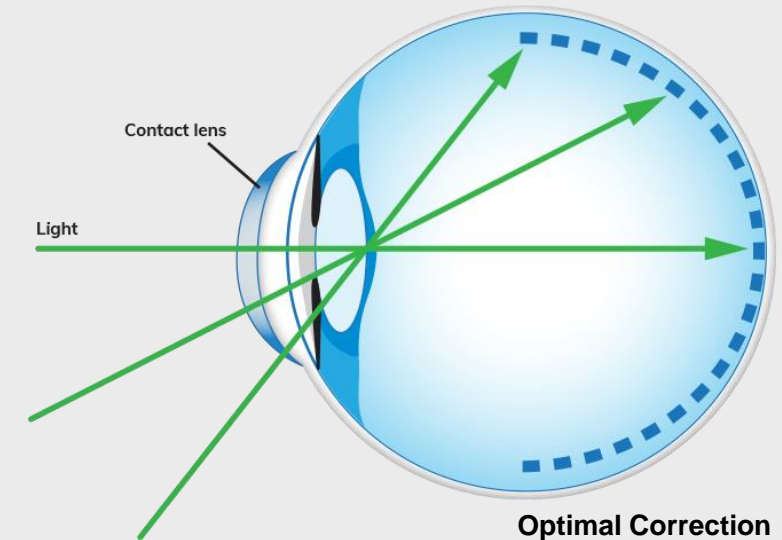
*Generated from the same Virtual Control Group algorithm used in the 6Y Cooper paper, with matching age and ethnicity to each individual treatment subject

➤ NaturalVue Multifocal was at least **50% more effective** after two years than the CAMP overall treatment

Optical Defocus to Slow the Progression of Myopia

What matters?

1. Dosage: Magnitude dependence¹⁻⁴
2. Location: Eccentricity dependence⁵⁻⁷
3. Duration/Visual quality: Wearing time⁸



Optimal Correction

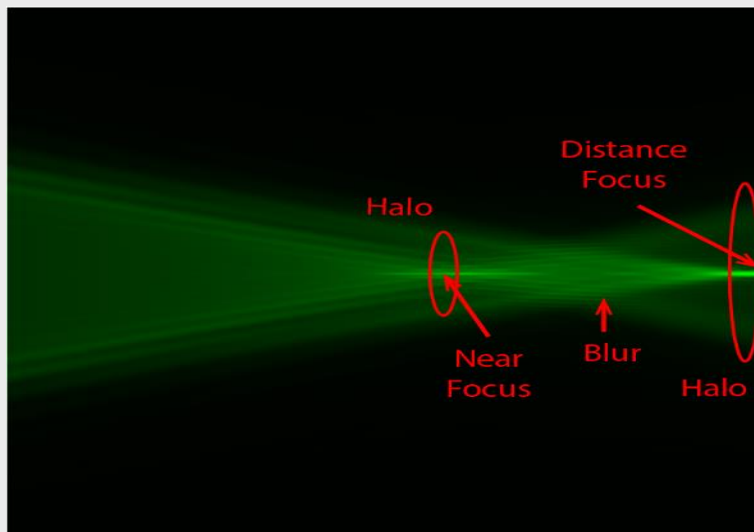
Data suggests that the optimal correction should bring the image inside the retina.

VTI's design principle:

- Maximize the amount of relative plus power with minimal visual disturbance
- Smoothly and rapidly increasing the relative plus optical power is the key


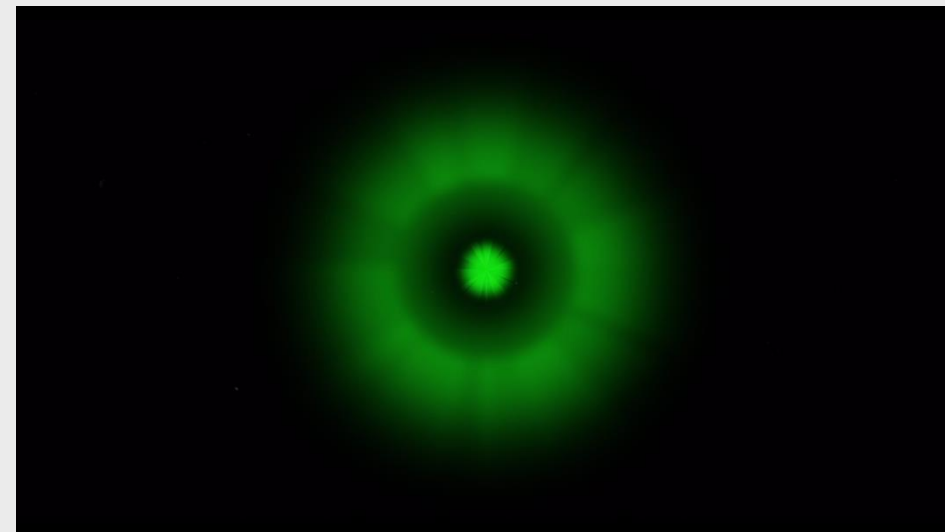
1. Woods J, Guthrie S, Keir N, Dillehay S, Tyson M, Griffin R, Jones L, Irving E. The Effect of a Unique Lens Designed for Myopia Progression Control (MPC) on the Level of Induced Myopia in Chicks. Invest Ophthalmol. Vis. Sci. 2011;52: E-abstract 6651.
2. Woods J, Guthrie S, Keir N, Dillehay S, Tyson M, Griffin R, Irving E. Inhibition of Defocus-Induced Myopia in Chickens. Investigative Ophthalmology & Visual Science. 2013;54(4):2662-2668.
3. Irving EL, Yakobchuk-Stanger C. Myopia progression control lens reverses induced myopia in chicks. Ophthalmic Physiol Opt. 2017 Sep;37(5):575-584.
4. Walline JJ, Walker MK, Mutti DO, et al. Effect of High Add Power, Medium Add Power, or Single-Vision Contact Lenses on Myopia Progression in Children. JAMA. 2020;324(6):571-580
5. Wallman, J., & Winawer, J. (2004). Homeostasis of eye growth and the question of myopia. Neuron, 43, 447–468.
6. Smith EL III, Optical treatment strategies to slow myopia progression: Effects of the visual extent of the optical treatment zone. Experimental Eye Research 114(2013)77-88.
7. Smith EL III, Arumugam B, Hung LF, et al. Eccentricity-dependent effects of simultaneous competing defocus on emmetropization in infant rhesus monkeys. Vision Research 177(2020) 32-40.
8. Lam CSY, Tang WC, Tse DYY et al. Defocus Incorporated Soft Contact (DISC) lens slows myopia progression in Hong Kong Chinese schoolchildren: a 2-year randomized clinical trial. Br J Ophthalmol 2014;98:40-45.

Not all Optical Defocus is the Same




Bifocal optic

- Halo and ghosting could be obvious
- Defocus treatment area is limited



Neurofocus Optics® (Catenary)

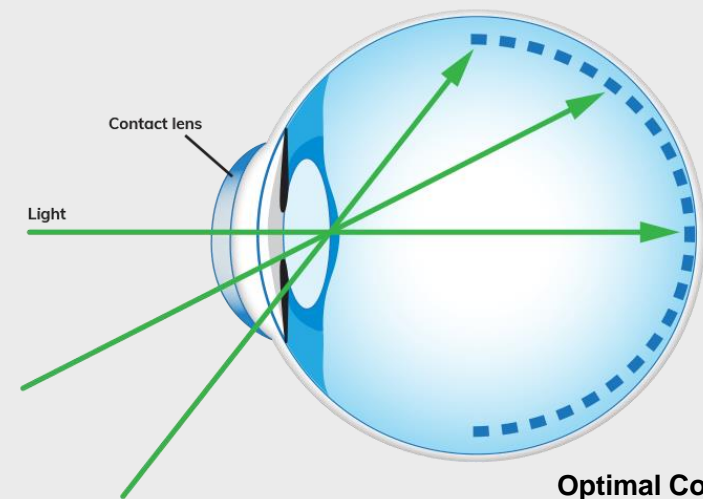
- Halo evenly spread out, reduced intensity
- Defocus treatment area significantly increased $>\pm 30^\circ$



The Best-in-Class Design to Slow the Progression of Myopia


The Neurofocus Optics® technology (Catenary curve)

- **Magnitude:** generates an extremely high magnitude of myopic defocus but is smooth and gentle in intensity which preserves visual quality and visual comfort
 - 6-8D ADD at pupil margin
 - focuses peripheral light rays from both meridians in front of the retina to reduce peripheral hyperopia^{1, 2}
- **Eccentricity:** the defocus evenly distributed **over 30 degrees**
- **Vision:** Minimal image disturbance results in easy neuroadaptation¹⁻³
 - ➔ preserves visual quality (visual acuity, contrast sensitivity, quality-of-life PREP survey)
 - ➔ preserves stereopsis (depth perception)
 - ➔ reduces accommodative stress (eye fatigue)



Optimal Correction

Data suggests that the optimal correction should bring the image inside the retina.



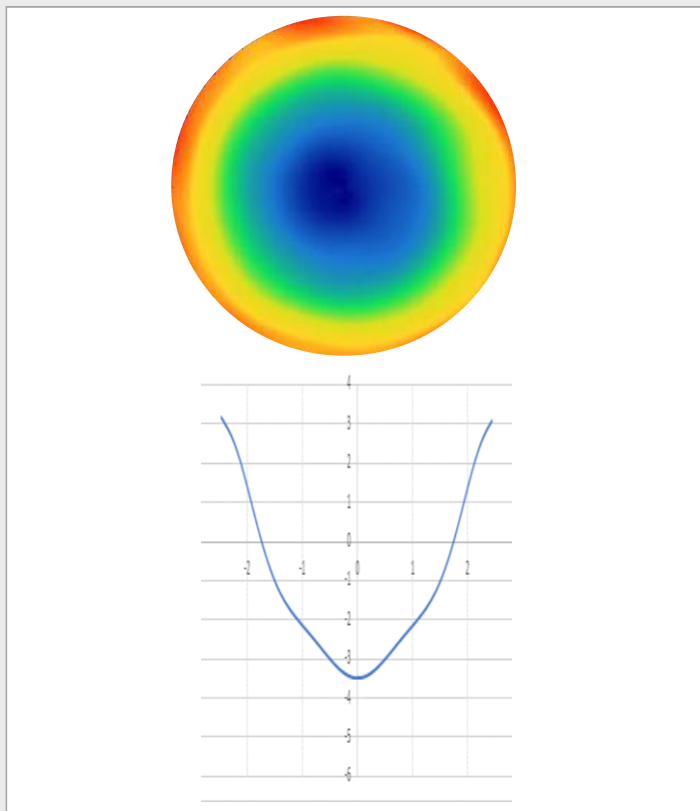
1. Dillehay S, Woods J, Situ P, Payor R, Griffin R, Tyson M, Jones L. (2014). Comparison of Three Power Levels of a Novel Soft Contact Lens Optical Design to Reduce Suspected Risk Factors for the Progression of Juvenile Onset Myopia. Investigative Ophthalmology & Visual Science.; 55(13), abstract 3637

2. Payor R, Woods J, Situ P, Dillehay S, Griffin R, Tyson M, & Jones L. (2014) Feasibility Testing of a Novel SCL Optical Design to Reduce Suspected Risk Factors for the Progression of Juvenile Onset Myopia. Investigative Ophthalmology & Visual Science; 55(13), abstract 3638.

3. Patents Awarded – MULTIFOCAL OPHTHALMIC LENS WITH INDUCED APERTURE. See <https://vtivision.com/about/patents/> for patent numbers.

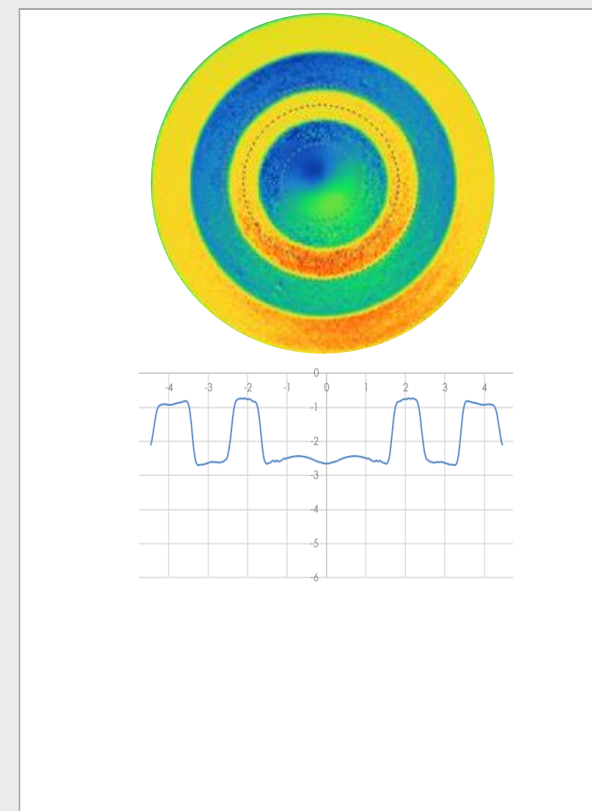
Comparative Power Profiles

NaturalVue Multifocal



- Designed with a rapid, continuous, and uninterrupted progression
- Approximately 6.00–8.00D of relative plus power, building in 5 micron steps from the center of the lens design.

Competing Product



- Concentric ring design with alternating power treatment zones
- Rapid transitions in power profile may cause visual disturbances
- Approximately 2.00 of relative plus power

PROTECT Study – Trial Summary

PROgressive Myopia Treatment Evaluation for NaturalVue Multifocal Contact Lens Trial

- Protocol approved by independent review board
- Protocol design allows head-to-head comparison with MiSight and BLINK
- Third-party contract research organization: LabCorp Drug Development
- First patient completed the initial visit 22 January 2022
- 8 sites recruited subjects (Canada: Toronto & Waterloo; US: New York, Chicago, Houston & Fresno, CA; Hong Kong Polytechnic University; Singapore)
- Full enrollment achieved in early December 2022
- One-year follow up data expected in Q4 FY23
- One-year data shown to be strong predictor of overall outcomes
- Longer-term data expected in late 2024 and late 2025

40% completed one-year follow up

2Q FY23 Summary Results



(U.S.\$ in 000's, unaudited)	Q2 FY22	Q2 FY23	Variance	Q2 FY22 YTD	Q2 FY23 YTD	Variance
Net Revenue (A)	\$1,987	\$2,383	20%	\$3,719	\$4,671	26%
Shipments to US ECPs (B)	\$1,919	\$2,034	6%	\$3,984	\$4,278	7%
Cash receipts from customers (A)	\$1,939	\$1,995	3%	\$3,740	\$4,260	14%
Net cash (used in) operating activities	(\$1,860)	(\$1,196)	36%	(\$4,082)	(\$1,688)	59%
Gross margin	45.4%	54.9%	n/a	43.8%	53.1%	n/a
Active US Accounts (C)	2,249	2,157	(4)%			
Shipments to US ECPs per Active US Account	\$853	\$943	11%			
Repeat Customer Rate (D)	93.5%	92.4%	n/a			

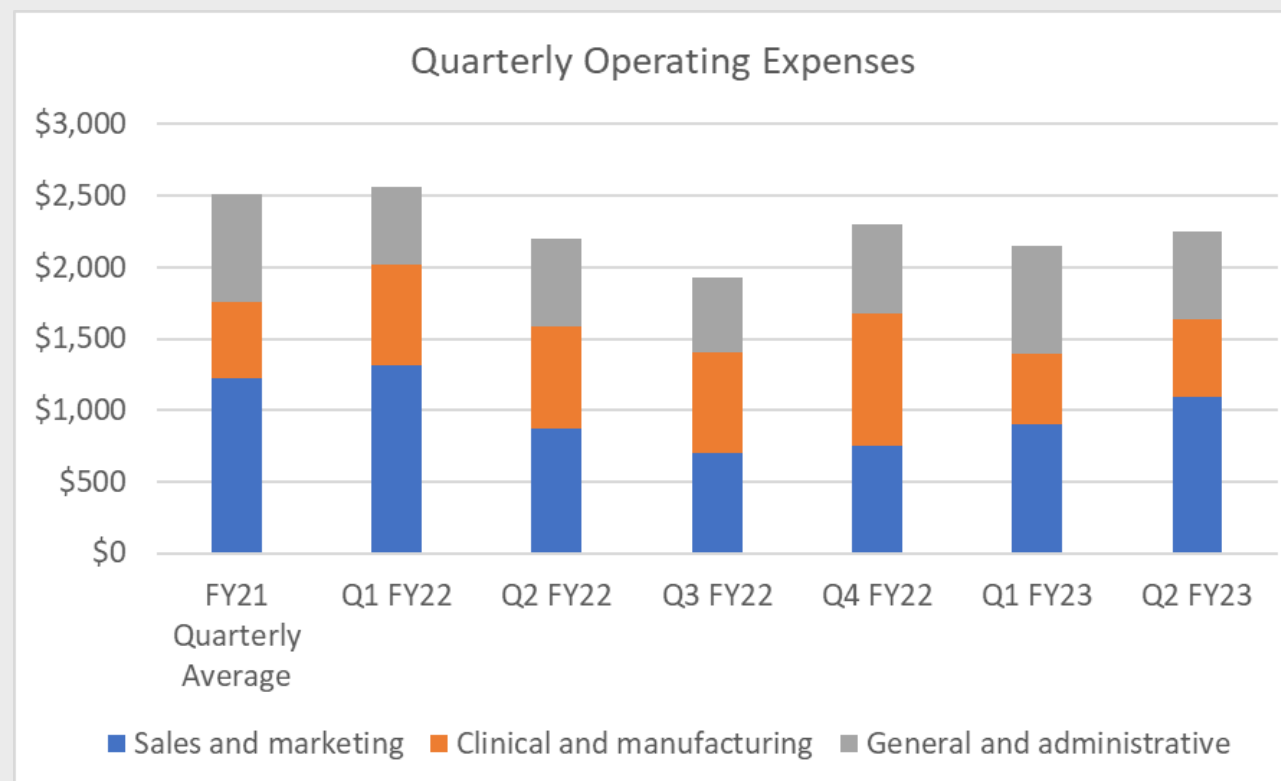
(A) Includes international results.

(B) Shipments to US ECPs represents the gross revenue equivalent of lenses shipped to ECPs located in the US, net of fulfillment fees.

(C) Active US Accounts are ECPs located in the US that purchased VTI products during the quarter.

(D) Repeat Customer Rate is the percent of prior quarter Active US Accounts that purchased in the current quarter. A rate more than 100% indicates that accounts purchased in the current quarter and in a quarter prior to the previous quarter but not in the previous quarter.

Cash Use Metrics



- Lower quarterly operating expenses in the first two quarters and expected for the remaining two quarters in FY23 due to:
 - Personnel attrition in the first half of FY22 with no current plans to replace
 - Lower trial lens costs due to completion of new product launch
 - PROTECT expenses expected to be lower in FY23 and FY24 with enrollment complete



Contact Us

**Brian Lane, Chief Operating and Chief
Financial Officer**

Visioneering Technologies

blane@vtivision.com

www.vtvisioninvestors.com



VTI-IR-ASX81

NaturalVue® Daily Disposable Multifocal
Soft Contact Lenses