

18 April 2023

Calix Investor Presentation – April 2023

Sydney, Australia | 18 April 2023 – Australian environmental technology company, Calix Limited (ASX: CXL) (“Calix” or “the Company”) is pleased to provide a copy of its presentation to the Canaccord CG Sustainability Series, a virtual conference addressing the themes of climate change, sustainability and pollution control and the companies at the forefront of this activity domestically.

The following presentation was delivered by Managing Director and CEO, Phil Hodgson at 8:30am on Tuesday 18 March 2023.

-ENDS-

This announcement has been authorised for release to the ASX by:

Phil Hodgson
Managing Director and CEO
Calix Limited
9-11 Bridge Street
Pymble
NSW 2073
Ph +61 2 8199 7400

About Calix

Calix is a team of dedicated people who are urgently developing great businesses, leveraging our patented technology, that deliver positive global impact.

The core technology is being used to develop more environmentally-friendly solutions for water treatment, CO₂ mitigation, biotechnology, advanced batteries, and more sustainable mineral and chemical processing.

Calix develops its technology via a global network of research and development collaborations, including governments, research institutes and universities, some of world's largest companies, and a growing customer base and distributor network for its commercialised products and processes.

Because there's only one Earth – Mars is for Quitters.

Website: <https://www.calix.global/>

Twitter: @CalixLimited

YouTube: [CalixLimited](#)

For more information:

Phil Hodgson

Managing Director and CEO

phodgson@calix.com.au

+61 2 8199 7400

Darren Charles

CFO and Company Secretary

dcharles@calix.com.au

+61 2 8199 7400

Investor enquiries

investorrelations@calix.global

Media enquiries

media@calix.global



Decarbonisation technology for multiple industries

Canaccord Sustainability Series
April 2023

Important Disclaimer



This presentation has been prepared by Calix Limited (ABN 36 117 372 540) ("Company").

SUMMARY INFORMATION

This presentation contains summary information about the Company and its subsidiaries ("Calix") and their activities current as at 18th April, 2023. The information in this presentation is a general background and does not purport to be complete.

NOT FINANCIAL PRODUCT ADVICE

This presentation is for information purposes only and is not a prospectus, product disclosure statement or other offer document under Australian law or the law of any other jurisdiction. This presentation is not financial product or investment advice, a recommendation to acquire Calix securities or accounting, legal or tax advice. It has been prepared without taking into account the objectives, financial or tax situation or needs of individuals. Before making an investment decision, prospective investors should consider the appropriateness of the information having regard to their own objectives, financial and tax situation and needs and seek legal and taxation advice appropriate to their jurisdiction. Calix is not licensed to provide financial product advice in respect of Calix securities. Cooling off rights do not apply to the acquisition of Calix securities.

FINANCIAL DATA

All dollar values are in Australian dollars (\$) or A\$) and financial data is presented as at or for the full financial year ended 30 June 2021, unless stated otherwise.

PAST PERFORMANCE

Past performance information given in this presentation is given for illustrative purposes only and should not be relied upon as (and is not) an indication of the Company's views on its future financial performance or condition. Investors should note that past performance, including past share price performance, of Calix cannot be relied upon as an indicator of (and provides no guidance as to) future Calix performance including future share price performance.

FUTURE PERFORMANCE

This presentation contains certain "forward-looking statements". The words "expect", "future", "anticipate", "estimate", "intend", "believe", "guidance", "should", "could", "may", "will", "predict", "plan" and other similar expressions are intended to identify forward-looking statements. Indications of, and guidance on, future earnings and financial position and performance are also forward-looking statements. Forward-looking statements, opinions and estimates provided in this presentation are based on assumptions and contingencies which are subject to change without notice, as are statements about market and industry trends, which are based on interpretations of current market conditions. Forward-looking statements, including projections, guidance on future earnings and estimates are provided as a general guide only and should not be relied upon as an indication or guarantee of future performance. Such forward-looking statements are by their nature subject to significant uncertainties and contingencies and are based on a number of estimates and assumptions that are subject to change (and in many cases are outside the control of Calix and its directors) which may cause the actual results or performance of Calix to be materially different from any future results or performance expressed or implied by such forward-looking statements. The forward-looking statements should not be relied on as an indication of future value or for any other purpose. No representation, warranty or assurance (express or implied) is given or made in relation to any forward-looking statement by any person (including the Company). In particular, no representation, warranty or assurance (express or implied) is given that the occurrence of the events expressed or implied in any forward-looking statements in this presentation will actually occur. Actual results, performance or achievement may vary materially from any projections and forward-looking statements and the assumptions on which those statements are based. The forward-looking statements in this presentation speak only as of the date of this presentation. Subject to any continuing obligations under applicable law, the Company disclaims any obligation or undertaking to provide any updates or revisions to any forward-looking statements in this presentation to reflect any change in expectations in relation to any forward-looking statements or any change in events, conditions or circumstances on which any such statement is based. Nothing in this presentation will under any circumstances create an implication that there has been no change in the affairs of Calix since the date of this presentation.

An investment in Calix securities is subject to investment and other known and unknown risks, some of which are beyond the control of Calix, including possible delays in repayment and loss of income and principal invested. Calix does not guarantee any particular rate of return or the performance of Calix, nor does it guarantee the repayment of capital from Calix or any particular tax treatment. Persons should have regard to the risks outlined in this presentation and appendices.

NOT AN OFFER

This presentation is not and should not be considered an offer or an invitation to acquire Calix securities or any other financial products and does not and will not form any part of any contract for the acquisition of Calix securities.

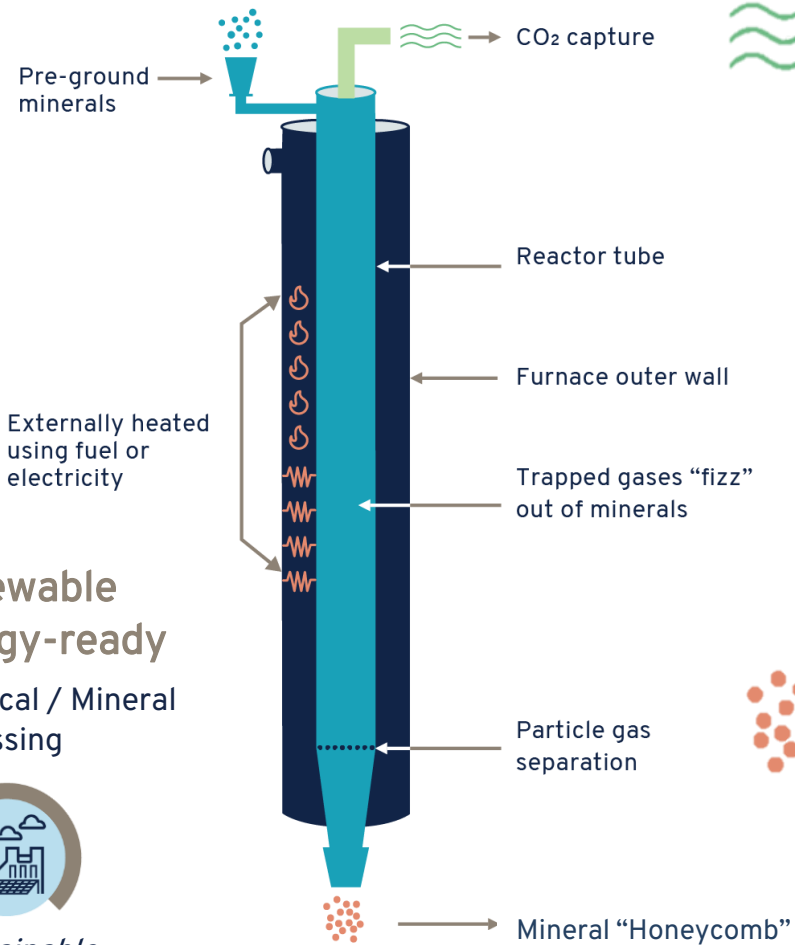
This presentation does not constitute an offer to sell, or the solicitation of an offer to buy, any securities in the United States or to, or for the account or benefit of, any 'U.S. person' (as defined in Regulation S under the U.S. Securities Act ("U.S. Person")). The new shares to be offered and sold in the placement ("Offer") have not been, and none of them will be, registered under the U.S. Securities Act or the securities laws of any state or other jurisdiction of the United States. In addition, Calix has not been, and will not be, registered under the U.S. Investment Company Act of 1940, as amended (the "U.S. Investment Company Act") in reliance on the exception from the definition of "investment company" provided by Section 3(c)(7) thereof. The New Shares to be offered and sold in the Offer may not be offered and sold to, directly or indirectly, any person in the United States or any person that is, or is acting for the account or benefit of, a U.S. Person except pursuant to an exemption from, or in a transaction not subject to, the registration requirements of the U.S. Securities Act and applicable U.S. state securities laws and pursuant to an exception from the registration requirements of the U.S. Investment Company Act provided by Section 3(c)(7) thereof. This presentation may not be distributed or released in the United States or to any U.S. Person. The distribution of this presentation in other jurisdictions outside Australia may also be restricted by law and any such restrictions should be observed. Any failure to comply with such restrictions may constitute a violation of applicable securities laws. Offers in Australia of the shares are only being made to persons who are "sophisticated investors" or "professional investors" (within the meaning of section 708(8) and section 708(11) of the Australian Corporations Act (Act) respectively) or otherwise pursuant to one or more exemptions under Section 708 of the Act so that it is lawful to offer the shares in Australia without disclosure to investors under Part 6D.2 of the Act.

NO ADVICE

None of Calix's respective advisers or any of their respective affiliates, related bodies corporate, directors, officers, partners, employees and agents, have authorised, permitted or caused the issue, submission, dispatch or provision of this presentation and none of them makes or purports to make any statement in this presentation and there is no statement in this presentation which is based on any statement by any of them. For the avoidance of doubt, the advisers and their respective affiliates, related bodies corporate, directors, officers, partners, employees and agents have not made or purported to make any statement in this presentation and there is no statement in this presentation which is based on any statement by any of them. To the maximum extent permitted by law, Calix and its advisers and their respective affiliates, related bodies corporate, directors, officers, partners, employees and agents exclude and disclaim all liability, for any expenses, losses, damages or costs incurred by you as a result of your participation in the Offer and the information in this presentation being inaccurate or incomplete in any way for any reason, whether by negligence or otherwise. To the maximum extent permitted by law, Calix and its advisers and their respective affiliates, related bodies corporate, directors, officers, partners, employees and agents make no representation or warranty, express or implied, as to the currency, accuracy, reliability or completeness of information in this presentation and Calix's advisers and its affiliates, related bodies corporate, directors, officers, partners, employees and agents, take no responsibility for any part of this presentation or the Offer. Calix and Calix's advisers and their affiliates, related bodies corporate, directors, officers, partners, employees and agents make no recommendations as to whether you or your related parties should participate in the Offer nor do they make any representations or warranties to you concerning the Offer, and you represent, warrant and agree that you have not relied on any statements made by any of them in relation to the Offer and you further expressly disclaim that you are in a fiduciary relationship with any of them. Statements made in this presentation are made only as the date of this presentation. The information in this presentation remains subject to change without notice. Calix reserves the right to withdraw the Offer or vary the timetable for the Offer without notice.

Calix's core technology platform

A new way to heat stuff up...



CO₂ capture
Capture of high purity CO₂ when processing limestone



Leilac
Lime and
Cement



Highly-active materials

Highly porous "honeycomb" structure
= more chemical- and/or bio-activity



Biotech



Battery
Materials



Water



Renewable energy-ready

Chemical / Mineral
processing



Sustainable
Processing

An AUSTRALIAN invention...



28 patent families
covering core
technology and
applications



>A\$120m has been
invested to date in
developing the
technology

calix

Industrial decarbonisation tailwinds

Calix's mission is being propelled by net zero commitments

Government policy

~90%

of global GDP now under net zero commitments.¹

Investor activity

US\$42tn

assets of signatories to the '2022 Global Investor Statement to Governments on the Climate Crisis'.²

Net zero spending

US\$275tn

Estimated spend required by 2050 to fund the global energy transition.³

1. <https://zerotracker.net/>
2. 2022 Global Investor Statement to Governments on the Climate Crisis. The Investor Agenda
3. The net-zero transition: What it would cost, what it could bring. McKinsey Sustainability.



Policies driving decarbonisation



Carbon penalties, value & support in Europe, US, and now Australia...

EUROPE	US	AUSTRALIA
<p>Emissions Trading Scheme</p> <ul style="list-style-type: none">• €80 – 2022 average EU ETS price, up from €50 in 2021• 2.2% year-on-year reduction in free CO₂ permits to 2030 <p>Carbon Border Adjustment Mechanism</p> <ul style="list-style-type: none">• A new carbon tariff, commencing in 2023• Paves the way for phase out of exemptions for heavy industry <p>Innovation Fund</p> <ul style="list-style-type: none">• Energy, CCU/S, Energy Storage• €10b funding from 2020 to 2030• Up to 60% contribution for innovative projects	<p>Inflation Reduction Act</p> <ul style="list-style-type: none">• US\$85 / tonne of CO₂ permanently stored• US\$180 / tonne for DAC + permanent CO₂ storage• US\$130 / tonne for DAC + used CO₂• Open to projects commencing construction before 2033<ul style="list-style-type: none">> 12ktpa industry> 1ktpa DAC <p>DAC hubs</p> <ul style="list-style-type: none">• US\$3.5 billion to establish Regional Direct Air Capture hubs• Develop networks to facilitate sequestration or carbon utilization.	<p>Safeguard Mechanism</p> <ul style="list-style-type: none">• A price on carbon, capped at AU\$75 <p>National Reconstruction Fund</p> <ul style="list-style-type: none">• \$15b fund with up to \$3b for renewables and low-emission technologies & \$1b for value-adding in resources. <p>Powering the regions fund</p> <ul style="list-style-type: none">• AU\$600m for decarbonisation of trade-exposed businesses <p>Carbon Capture Technologies Program</p> <ul style="list-style-type: none">• AU\$141m for hard-to-abate industries, such as cement <p>Critical Minerals Strategy</p> <ul style="list-style-type: none">• Value-add, downstream processing & decarbonisation <p>Carbon Border Adjustment Mechanism?</p> <ul style="list-style-type: none">• Introduction of an Australian CBAM under review...

Largest single source of industrial emissions

- ~8% of global emissions¹
- Unavoidable process emissions released directly from limestone.

Net zero commitments

- GCCA member companies covering 40% of global cement production (80% outside of China) – have set a net zero by 2050 target.²
- 1.4 billion tonnes of CO₂ from cement needs to be captured and stored annually by 2050 to reach net zero.²

“Carbon Capture and Storage (CCS) plays a major role in decarbonizing the industry sector in the context of 1.5°C and 2°C pathways, especially in industries with higher process emissions, such as cement.” – IPCC³

Market drivers



Carbon pricing: 36 carbon taxes & 32 Emissions Trading Systems, covering 23% of global emissions & generating \$84bn in revenue⁴



>€80/tonne average EU carbon price for 2022



US\$85/tonne
US tax credit for stored CO₂

SDG Impact



1. Trends in global CO2 emissions; 2016 Report, The Hague: PBL Netherlands Environmental Assessment Agency
2. Global Cement & Concrete Association. Concrete Future Roadmap.

3. SR1.5 Chapter 2. IPCC. 2018
4. <https://zerotracker.net/>, <https://carbonpricing.eu/>

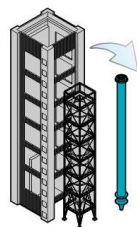


Leilac

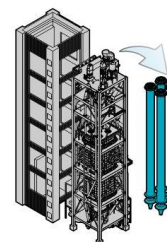
Scaling up the Leilac technology



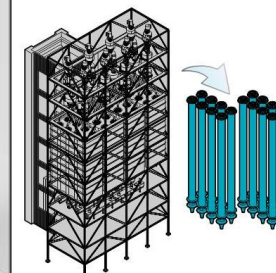

Leilac-1, Lixhe, Belgium
25,000 tonnes / year CO₂
1 tube
Built: operational 2019



Leilac-2, Hannover
100,000 tonnes / year CO₂
4 tubes – 1 module
Passed FID



Leilac-3
0.5 million+ tonnes / year CO₂
Several multi-tube modules
Multiple in planning



Leilac's full scale vision

BUT...we need to mitigate
1.4 billion tonnes per annum
of process CO₂ emissions

= up to 3,000 Leilac-3s





~2 built every week from
now until 2050 !!





Leilac A growing pipeline of projects



	Project discussions	Initial scoping	Detailed scoping / MOU	Pre-FEED / BOD	FEED	FID + construction	Operational	Total
Aug 2021	21	7	4	1			1	34
Aug 2022	25	13	9	5		1	1	54
Feb 2023	34	19	8	 ADBRI  BORAL  6 CEMEX	 2 TARMAC <small>A CRH COMPANY</small>	1 <i>Leilac-2</i>	1 <i>Leilac-1</i>	71

- Pipeline growth: as at February 2023 there were **71 projects** in the pipeline
 - Projects are ~ 2/3 cement and 1/3 lime, at average capacity of 500kTpa CO₂ for cement and 80 kTpa CO₂ for lime.
 - Leilac pipeline represents potential for over **20 Mtpa of CO₂ abatement projects**.
- Heidelberg Materials global perpetual license executed 1H FY23
- TARMAC project moves into FEED phase: 30kTpa lime facility with partial H₂ firing and CO₂ capture as part of HYNET project, UK.
- Three new projects with CEMEX announced in Germany, Poland and the US.
- Adbri – work continues on pre-FEED for a 20kTpa electric facility with CO₂ capture – **with up to 15kTpa CO₂ now targeted for supply to the HyGATE Project¹, to produce green methanol a precursor for sustainable aviation and marine fuels**
- **Windship** – Leilac awarded £1m as part of the £ 5m award to the Windship consortium to decarbonise shipping using zero emissions lime

1. <https://arena.gov.au/funding/german-australian-hydrogen-innovation-and-technology-incubator-hygate/>

Carbon capture for shipping

- Combining renewably powered propulsion & lime-based carbon capture to develop a low-cost decarbonisation solution for shipping, in partnership with Windship Technologies Ltd.
- The project is supported by £5m (AU\$8.73m) funding from the UK Government¹.
- It aims to demonstrate the potential for zero emissions lime to reduce and eliminate emissions from diesel powered vessels.
- Calcium looping for carbon capture with low emissions lime is an exciting application with significant potential into several markets.

Sustainable fuels from captured CO₂

- The Solar Methanol Project is developing a world-first methanol production plant using renewable energy, green hydrogen and captured industrial CO₂.
- Awarded ~\$40m funding as part of the German-Australian HyGATE initiative.
- The project intends to use CO₂ captured by the Leilac technology during the production of low emissions lime, in partnership with Adbri (ASX: ABC).

.....

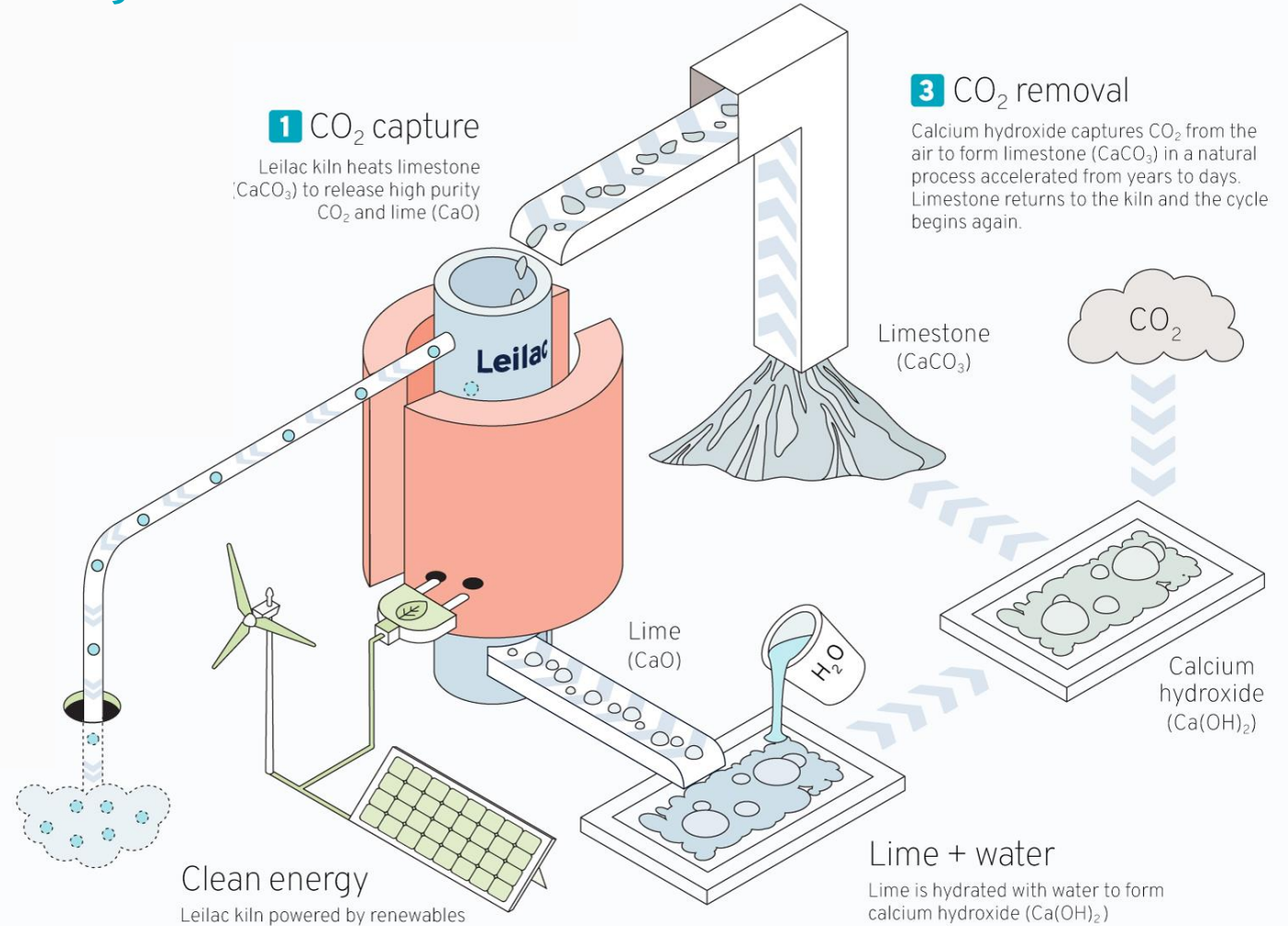
1. [Leilac and Windship awarded £5m funding to demonstrate zero emissions shipping technology](#)
2. [Calix part of Australian-German consortium awarded funding to manufacture sustainable fuels from captured CO₂](#)
3. <https://www.iea.org/reports/transport>



Shipping & aviation are two of the hardest-to-abate transport sectors, responsible for 4.3% of global CO₂ emissions³.

Non-binding MOU for DAC global licence agreement with Heirloom

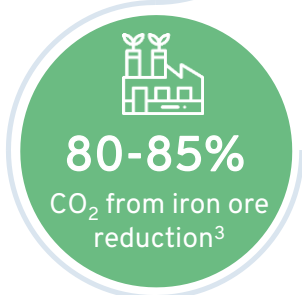
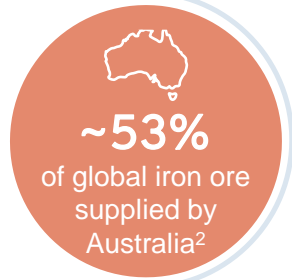

- Heirloom¹ is a Direct Air Capture company with an objective of capturing 1 billion tonnes of CO₂ by 2035.
- Heirloom's backers include Gates-led Breakthrough Energy Ventures, Carbon Direct and Microsoft.
- The MOU outlines key collaboration terms, including US\$3m in R&D contribution from Heirloom to advance Leilac calcium looping.
- The MOU also covers key terms for a global licence agreement, which once executed, will apply to any Heirloom facility.
- The technology licence fee comprises:
 - i. A royalty floor of US\$3 per tonne of CO₂ captured; and
 - ii. A variable royalty rate based on the prevailing CO₂ price for lime decarbonisation, less the amortised cost of capital of the Leilac kiln per tonne of CO₂ separated.



1. <https://www.heirloomcarbon.com/>

Decarbonising iron and steel

Indispensable, carbon-intensive & hard-to-abate.



Australian iron

- >A\$150b...44% of Australian export earnings in 2021⁴
- 96% of Australian iron ore is haematite⁵
- Value creation opportunity
 - 3-4x value add: iron ore → iron
 - Green Iron...

Decarbonisation solutions...ideally

- Resource efficient
 - Compatible with multiple ore types
 - Low waste
- Minimal supply chain disruption
- Fast route to impact
- Economical
 - Leverage existing assets
 - Efficient use of energy, reductant & raw material

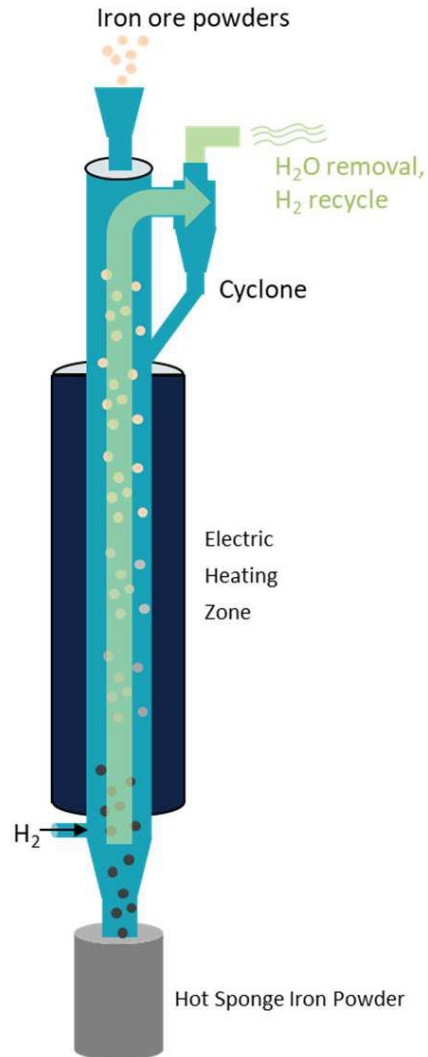
1. Climate change and the production of iron and steel. World Steel Association. 2021
2. www.statista.com
3. Climate change and the production of iron and steel. World Steel Association. 2021

4. <https://www.minerals.org.au/news/record-high-resources-export-revenue>
Global Cement & Concrete Association. Concrete Future Roadmap.
5. Iron Ore | Geoscience Australia
6. <https://zerotracker.net/>

Zero Emissions Steel Technology



Potential lowest cost zero emissions iron & steel



About ZESTY

- Hydrogen reduction of iron ore
- Can be easily and efficiently renewably powered
- Targeting theoretical minimum hydrogen use – simple gas recycle
- Processes fines <~0.3mm, no pelletisation
- Targeting zero emissions iron and steel*

	Simple process (low pressure / no fluid beds)	Compatible with fines & lower grade ores	No fossil fuel requirement	No CCS required	H ₂ not combusted / easily recycled
BF / BOF + H ₂	✓	✗	✗	✗	✗
DRI-MIDREX	✓	✗	✗	✗	✗
DRI-HISARNA	✓	✓	✗	✗	✗
FINMET	✗	✓	✗	✗	✗
HYBRIT	✓	✗	✓	✓	✗
DRI_MIDREX H ₂	✓	✗	✗	✗	✗
Flash iron making	✓	✓	✓	✓	✗
HYFOR	✗	✓	✓	✓	✗
ZESTY	✓	✓	✓	✓	✓


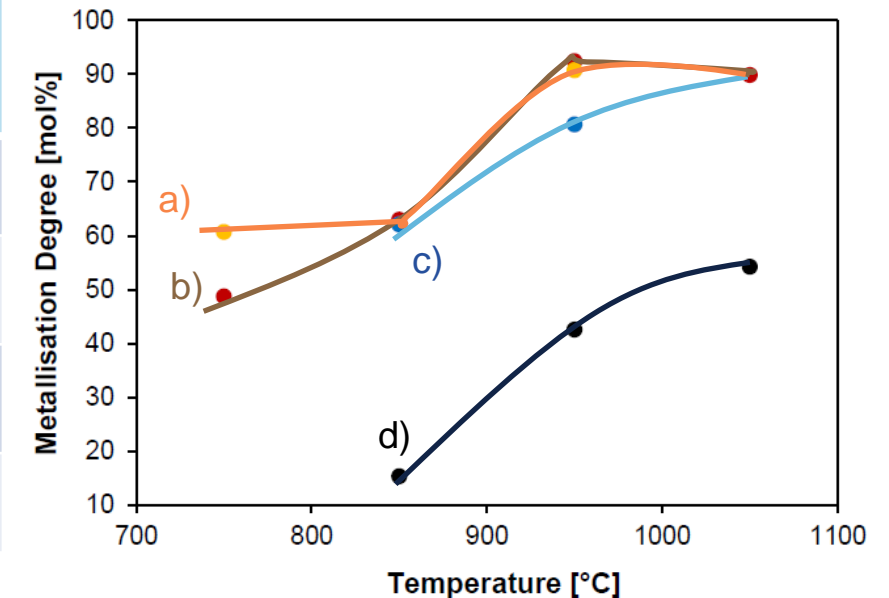
Zero Emissions Steel Technology

ZESTY development to date...

Phase 1 & 2: completed

- ✓ Theoretical kinetic studies
- ✓ Conversion of electric calciner to run hydrogen
- ✓ Confirmation of electric calciner + hydrogen reduction performance
- ✓ Successful pilot testing with multiple ores

		Fe Wt %	D50 (um)	SSA (m ² /g)	Pore Volume (cm ³ /g)
a)	Siderite	43	87	25	0.035
b)	Goethite / Hematite	57	130	15	0.034
c)	Goethite / Hematite	59	129	14	0.039
d)	Magnetite	67.5	38	0.8	0.003

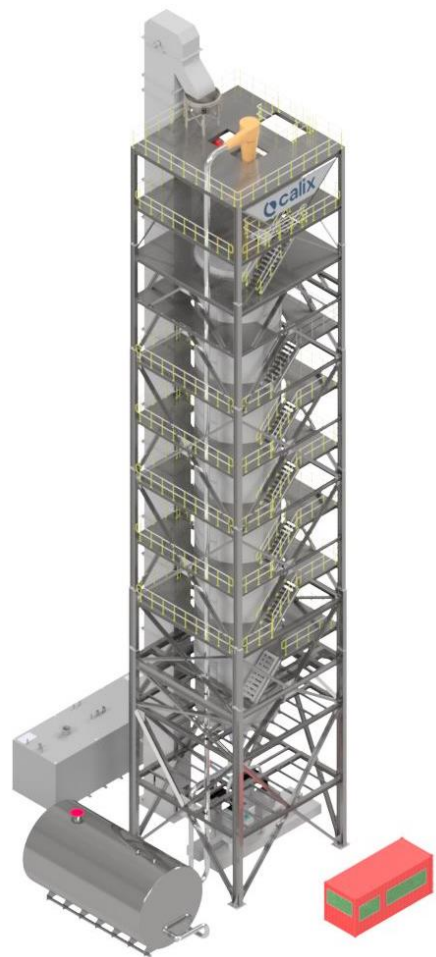


SEM Images of the different samples after processing @950C; $H_2/O_{red} = 2$

Calix's ZESTY Technology: pre-FEED / FEED study



Towards Financial Investment Decision by end-2023



A render of the Calix fully electric ZESTY reactor rated for 30kTpa iron production

Pre-FEED / FEED study

- A\$947,035 ARENA grant.
- Proposed 30,000 tpa, zero CO₂ emissions ZESTY-iron demonstration plant.
- Study towards final investment decision, including:
 - Testing / confirmation / design input from pilot test runs
 - Beneficiation / passivation / briquetting / smelting trials
 - Multiple ore testing
 - Site determination
 - Knowledge sharing & partnership development

HILTCRC

Heavy Industry
Low-carbon Transition



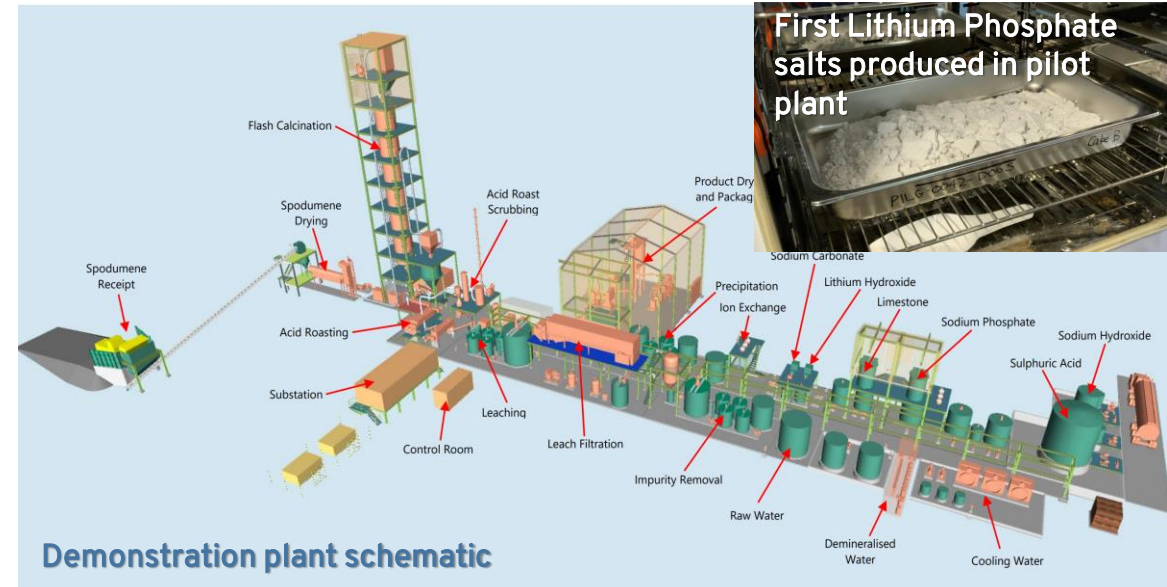
The ZESTY reactor will be the same scale as Leilac-1 reactor for cement and lime

Development of lithium salt project with Pilbara Minerals

TARGETING JV FORMATION AND COMPLETION OF FEED IN FY23



- PILBARA MINERALS (ASX:PLS): JV Full Documentation Executed with \$20m in Federal Government funding announced under the Modern Manufacturing Initiative¹
- Project CAPEX budget estimate from scoping study is \$50-70m
- CXL will own 45% of the JV and contribute 35% of the capital (10% free carry negotiated as per Calix IP contribution)
- Majority of world's lithium forecast to be sourced from hard rock lithium – projected to grow 5x in this decade²
- Global market Lithium Carbonate and equivalents: 0.54 Mtpa in 2021; 3.3 Mtpa by 2030³
- The demonstration plant will have 2 distinct advantages:
 - Low-carbon: solar-powered electrification of calcination
 - Recovery: Calix technology gives higher recovery from ore body
- At current lithium prices, the demonstration scale plant running at full capacity could generate ~US\$85m revenue for the JV⁴ on an annual basis**



Next Steps

JV established (covering Demo plant, joint marketing of technology)

FID targeted H1 2023

Market development – lithium phosphate salt

Construction targeted from Q2/Q3 2023 to 2024

Commissioning and testing late 2024, on way to achieving full production and sales, subject to market developing for lithium phosphate salt product

Li-salt production technology to then be licensed by the JV to Pilbara Minerals and the global spodumene industry

1. Grant funding announced, awaiting contract finalisation following change in Federal Government in May 2022

2. Benchmark Minerals Intelligence, Oct 2020

3. McKinsey Apr 2022

4. Calix share is projected to be 45% of the JV. JV total revenue Assumes prevailing lithium prices Li-Carbonate-equivalent of US\$28.9k/tonne (43k A\$/tonne) and targeted lithium phosphate production of ~3,000tpa (source: Argus metals 17 April 2023)



Phil Hodgson
Managing Director & CEO
phodgson@calix.global
+61 2 8199 7400

Investor relations
Investorrelations@calix.global

Darren Charles
CFO & Company Secretary
dcharles@calix.global
+61 2 8199 7400

Media enquiries
media@calix.global



Follow us on Twitter @Calixlimited

www.calix.global



[Subscribe to our Newsletter](#)