

Appendix 4D

Energy World Corporation Ltd and Controlled Entities

ABN 34 009 124 994

Half year ended: 31 December 2022

Previous corresponding reporting period: 31 December 2021

This information should be read in conjunction with the 30 June 2022 Annual Report.

Results for announcement to the market				US\$'000
Revenue from ordinary activities	Down	61.7%	To	28,133
(Loss) before tax	Down	375.7%	To	(53,752)
(Loss) after income tax expense for the period attributable to members	Down	872.3%	To	(57,328)
Dividends (distributions)		Amount per security	Franked amount per security	
Interim dividend		Nil	Nil	
Previous corresponding period		Nil	Nil	
Record date for determining entitlements to the dividend				N/A
Commentary on the results for the period				
The commentary on the results of the period is contained in the Directors Report included in the Half Year Financial Report.				

	31 Dec 2022	31 Dec 2021 (Restated)
	US\$	US\$
Net Tangible Asset Backing		
Net tangible asset backing per ordinary security	26.99 cents	28.86 cents

Loss of control over entities

Control gained or lost over entities during the year: None

Details of associates and joint venture entities

Please see the Annual Report 2022 for details regarding joint venture entities.

Foreign entities

Origin of accounting standards for foreign entities used in compiling the report: Not Applicable.

Audit qualification or review

The accounts were subject to a review by the auditors and the qualified review report is attached on page 36.

Attachments

The Report for the half-year ended 31 December 2022 for Energy World Corporation Ltd is attached.

Energy World Corporation Ltd

ABN 34 009 124 994

Interim financial statements

31 December 2022

Contents

Energy World Corporation Ltd and its Controlled Entities
For the Half Year Ended 31 December 2022

Table of Contents

Company Information	4
Directors' Report	5
Auditor's Independence Declaration.....	10
Interim Consolidated Statement of Comprehensive Income	11
Interim Consolidated Statement of Financial Position	12
Interim Consolidated Statement of Changes in Equity	13
Interim Consolidated Statement of Cash Flows	14
Notes to the Interim Consolidated Financial Statements	15
Directors' Declaration	35
Independent Auditor's Review Report	36

Company Information

Energy World Corporation Ltd and its Controlled Entities
For the Half Year Ended 31 December 2022

Company Information

DIRECTORS	Mr. S.W.G. Elliott Mr. B.J. Allen Mr. G.S. Elliott Mr. M.P. O'Neill Mr. L.J. Charles Mr J.G. Phipps Mr. K.P. Wong Mr. S. Gardiner	Chairman, Managing Director and Chief Executive Officer Executive Director and Finance Director Executive Director and Company Secretary Independent Non-Executive Director Independent Non-Executive Director Independent Non-Executive Director Non-Executive Director Non-Executive Director (resigned 2 May 2023)
COMPANY SECRETARY	Mr. G.S. Elliott	
REGISTERED AND SYDNEY OFFICE	9A, Seaforth Crescent Seaforth, NSW 2092 AUSTRALIA Telephone: (61-2) 9247 6888 Facsimile : (61-2) 9247 6100	
HONG KONG OFFICE	Suite 08, 48 th Floor Sun Hung Kai Centre 30 Harbour Road HONG KONG Telephone: (852) 2528 0082 Facsimile : (852) 2528 0966	
AUDITORS	Ernst & Young 200 George Street Sydney, NSW 2000 AUSTRALIA	SHARE REGISTRY Computershare Registry Services Pty Ltd Level 4, 60 Carrington Street, Sydney, NSW 2000 AUSTRALIA
LEGAL ADVISORS	Clayton Utz Level 15 1 Bligh Street Sydney NSW 2000 AUSTRALIA	BANKERS The Hongkong and Shanghai Banking Corporation Limited HSBC Main Building 1 Queen's Road Central HONG KONG
EMAIL	188ew@optusnet.com.au	
LISTED ON THE AUSTRALIAN STOCK EXCHANGE		CODE EWC
AUSTRALIAN BUSINESS NUMBER	34 009 124 994	

Energy World Corporation Ltd, incorporated and domiciled in Australia, is a publicly listed company limited by shares.

Directors' Report

The Directors present their report together with the financial report of Energy World Corporation Ltd ("the Company") and of the consolidated entity, being the Company and its controlled entities, for the half year ended 31 December 2022.

Directors

The Directors of the Company at any time during or since the end of the half year are:

Mr. S.W.G. Elliott	Chairman, Managing Director and Chief Executive Officer
Mr. B.J. Allen	Executive Director and Finance Director
Mr. G.S. Elliott	Executive Director and Company Secretary
Mr. M.P. O'Neill	Independent Non-Executive Director
Mr. L.J. Charles	Independent Non-Executive Director
Mr J.G. Phipps	Independent Non-Executive Director
Mr. K.P. Wong	Non-Executive Director
Mr. S. Gardiner*	Non-Executive Director

* Subsequent to the half year Mr S. Gardiner resigned on 2 May 2023

Overview

We are an independent energy company primarily engaged in the production and sale of power and natural gas and we are expanding into liquefied natural gas (LNG). Our strategy is to become a leader in modular LNG development and the operator of a vertically integrated clean energy supply chain delivering power, natural gas and LNG throughout the Asia Pacific region.

The consolidated entity's principal activities during the course of the half year period were:

- development, design, construction, operation and maintenance of power stations;
- development of liquefied natural gas, design, construction, operation and maintenance of LNG plants and road transport of LNG, and design and development of LNG receiving terminals; and
- exploration, development and production of gas and oil and design, construction, operation and maintenance of gas, processing plants and gas pipelines.

As at the 31 December 2022, our existing assets comprise:

- a 95% interest in the Sengkang Combined Cycle Power Plant (Block 1 and Block 2) in Indonesia (which was not in operation during the period 12 September 2022 to 22 March 2023 and was sold in May 2023);
- a 51% interest in the Sengkang Gas Field in Indonesia (which was not in production during the period 12 September 2022 to 22 March 2023);
- a 100% interest in the Alice Springs Power Plant which is not currently in production;
- a 100% interest in the Alice Springs LNG Facility located at Alice Springs, Australia, which is not currently in production; and

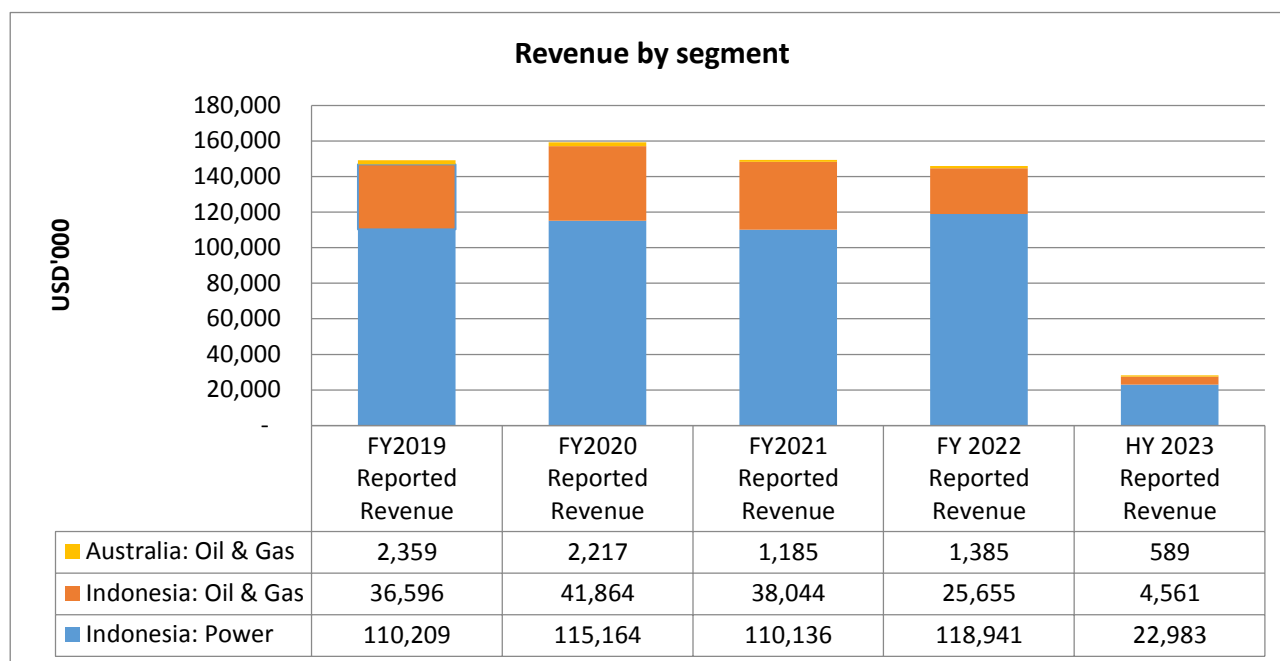
Our projects which are under development comprise:

- a 100% interest in the Sengkang LNG Project in Indonesia;
- a 100% interest in the Gilmore LNG Project in Gilmore, Australia;
- a 100% interest in the Philippines LNG Hub in Pagbilao, Philippines; and
- a 100% interest in the Philippines Power Plant, in Pagbilao, Philippines.
- a 100% interest in the Eromanga Gas Field, Gilmore Gas Field and Vernon Gas Field.

Review and Results of Operations

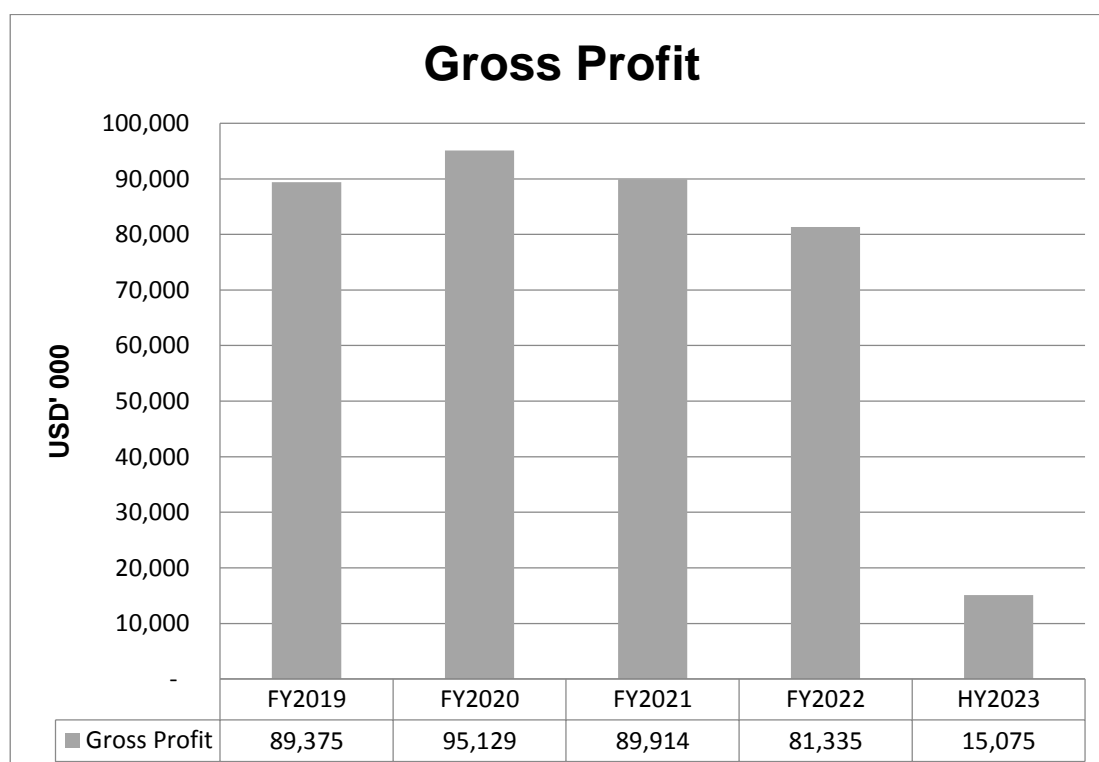
REVENUE BY SEGMENT

Revenue for the consolidated group for the six months period was \$28.1 million (HY2022: \$73.5 million).

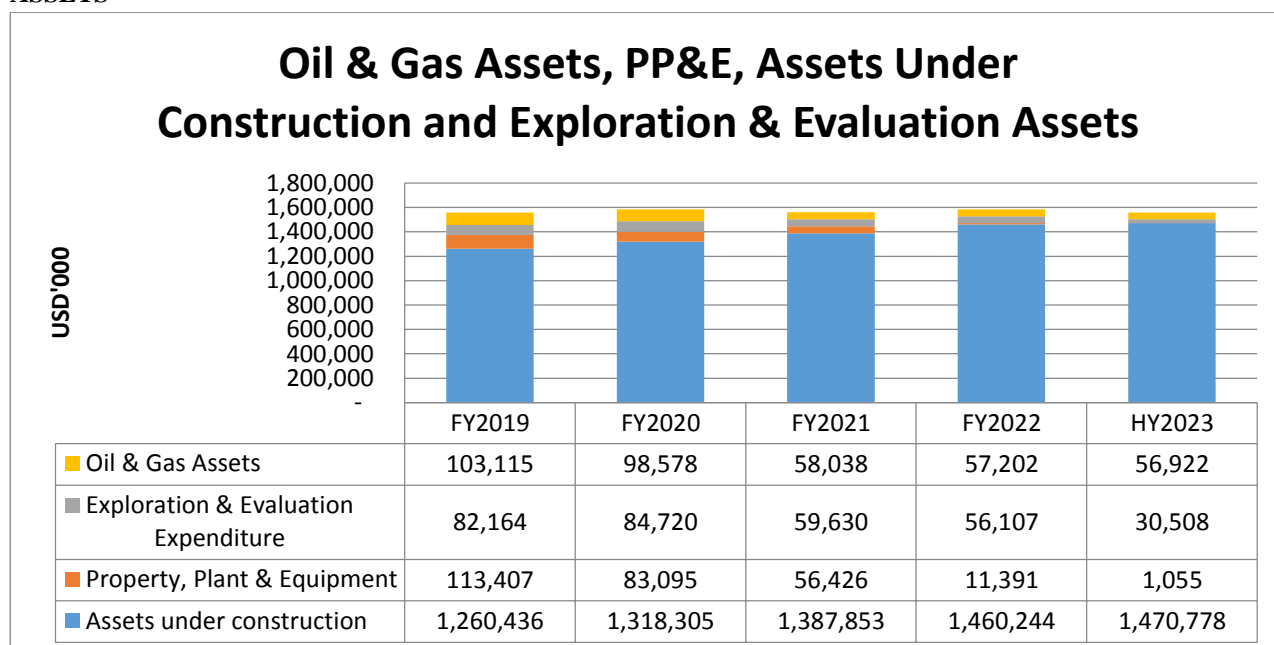


GROSS PROFIT

Gross profit for the consolidated group for the six month period was US\$15.1 million (Dec 2021 US\$40.5 million). Gross profit has been calculated by deducting cost of sales from revenues, with cost of sales being comprised of direct gas production and power generation expenses (excluding depreciation and amortisation) as well as site-related general and administrative expenses.



OIL & GAS ASSETS, PP&E, ASSETS UNDER CONSTRUCTION and EXPLORATION & EVALUATION ASSETS



Financial Results

Our group reporting is presented in US Dollars (US\$), the functional currency for the parent entity Energy World Corporation Ltd. ("EWC").

Revenue for the consolidated group for the half year was \$28.1 million. This represents a decrease in the revenues as compared to HY2022 of \$73.5 million. Gross profit decreased from \$40.5 million to \$15.1 million during the period. The reduction in gross profit is due to the expiry of the Power Purchase Agreement (PPA) and Gas Sales Agreement (GSA) in Indonesia in September 2022.

The revenue from gas sales decreased by 64% and the revenue from power decreased by 62%.

In Australia, the revenue from oil & gas decreased by 0.5% during HY23 compared to HY22. Revenue in Australia arises from the Nacowlah Joint Venture with Santos in which we hold a 2% interest.

As a consequence the valuation review conducted by an independent expert on a "fair value less costs basis" for the Gilmore and Eromanga projects, we have recorded an impairment expense of \$35.8 million under Exploration and Evaluation Expenditure and Property, Plant and Equipment during this half year.

Corporate Review

On 24 November 2022, the Company announced a non-renounceable pro-rata entitlement offer to existing shareholders of EWC. The Offer closed on 22 December 2022 and raised approximately A\$23,306,265 for 466,125,302 New Shares. In addition 46,612,593 New Options with an exercise price of A\$0.12 were issued to shareholders who subscribed for their entitlement. Under the Offer, Energy World International Ltd, has taken up half of its A\$19.0 million entitlement by way of reducing debt owed to it, with the balance paid in cash.

Sengkang Power Plant

The Power Purchase Agreement (PPA) between our subsidiary PT. Energi Sengkang (PTES) and PLN which governed the sale of power of our 315MW power plant into the Sulawesi grid expired as per the contract at midnight, 12 September 2022. Similarly, the Gas Sales Agreements (GSA) between our subsidiary Energy Equity Epic (Sengkang) Pty Ltd, SKKMigas and PTES, which ultimately governed the sale of gas to PTES as fuel for the gas turbines expired at midnight on 22 October 2022. (Please also refer to Notes 16 Subsequent Events)

Sengkang PSC

As noted above the Gas Sales Agreement linked to the Sengkang Power Plant also expired in line with the expiry of our PPA.

Project Review

Australia Gas:

We are now bringing the Eromanga gas field back into operation to supply gas in the Eastern states to meet domestic demand where prices are reasonable. We have capacity to produce up to 12TJ per day through existing plant and we already have a pipeline connection into the main gas network.

We have completed the engineering surveys and the actual refurbishment and recommencement works in the field and at the gas plant are now ongoing. We plan to bring the Gilmore gas field back into operation subsequent to the successful restart of the Eromanga gas field.

Philippines Power Plant and LNG Trading Hub:

We previously reported that the national grid operator 'NGCP' have commissioned and energised the New Pagbilao Substation in October 2022. This is the designated connection point for our 650MW power project to the main Luzon Grid. We have therefore embarked upon an accelerated program to complete the power plant and the associated transmission line that will link the power plant to the Luzon grid.

We have been working on the construction of the point to point transmission line and the first towers have already been erected. Our onsite team have negotiated Right Of Way (ROW) agreements, Access Agreements and or Conditional Sale Agreements as required for the complete transmission line route.

We have received a Term Sheet from Landbank of the Philippines for a syndicated loan facility for an amount of up to US\$165 million, equivalent in Peso 8.8 billion to facilitate the construction of and bringing into service of the complete 650MW combined cycle Pagbilao power station. Landbank, who will be the Lead Arranger, will underwrite 50% with other parties taking up the balance. It is a 7-year term, with a sculpted repayment profile. The Loan is based on a standard project finance waterfall structure with smaller Principal repayments at the outset and larger Principal repayments thereafter. Until the loan has been fully repaid, there is a requirement for EWC to remain as corporate guarantor and to retain at least 60% investment in the power project and the hub. Post period we have been engaged in updating the existing omnibus agreement with Landbank, facilitating their due diligence requirement and working through various, mostly technical conditions precedent.

Indonesia LNG:

We are close to completion of a 2mtpa capacity LNG production facility. The Indonesian Governments, rightly, consider their gas an asset of the people and are therefore very careful that their own needs are met before making provision for export however export provisions are also potentially achievable though due process.

Indonesia is encouraging industry to move away from coal and diesel power generation and at the same time is encouraging the development of 'on-shore' mineral processing, in particular nickel, which requires significant power to fuel smelters. We are aware of over 20 new smelters being built, the first of which are due to come on-line in 2024/2025.

Many of these smelters are off-grid and will need new power plants built to supply electricity. These will mostly require LNG as part their fuel mix. Accordingly, it is widely anticipated local LNG market will quickly develop and EWC is well positioned with its PSC interest and LNG facility under construction to play a major role in supplying these developing industries.

We are in discussions and negotiations with various regional distributors and end users to supply them with LNG and will update the market with any significant developments.

Auditor's Independence Declaration

A Copy of the auditor's independence as required section 307C of the Corporations Act 2001 is set out on Page 10 and forms part of this report.

Rounding of amounts

The Company is of a kind referred to in ASIC Corporations Instrument 2016/191 and in accordance with that Corporations Instrument, amounts in the financial report and Directors' report have been rounded to the nearest thousand dollars unless otherwise stated.

Auditor

Ernst & Young continue in office in accordance with section 327 of the *Corporation Act 2001*.

Signed in accordance with a resolution of the Directors:



Brian Jeffrey Allen
Director

Dated 31 May 2023

Auditor's independence declaration to the directors of Energy World Corporation Ltd

As lead auditor for the review of the half-year financial report of Energy World Corporation Ltd for the half-year ended 31 December 2022, I declare to the best of my knowledge and belief, there have been:

- a. No contraventions of the auditor independence requirements of the *Corporations Act 2001* in relation to the review;
- b. No contraventions of any applicable code of professional conduct in relation to the review; and
- c. No non-audit services provided that contravene any applicable code of professional conduct in relation to the review.

This declaration is in respect of Energy World Corporation Ltd and the entities it controlled during the financial period.



Ernst & Young



Scott Nichols
Partner
Sydney
31 May 2023

Energy World Corporation Ltd and its Controlled Entities
Interim Consolidated Statement of Comprehensive Income
For the Half Year Ended 31 December 2022

	Note	31 Dec 2022 US\$'000s	31 Dec 2021 US\$'000s
Sales revenue	3	28,133	73,483
Cost of sales		(13,058)	(33,019)
Gross profit		15,075	40,464
Other income		-	18
Depreciation and amortisation expenses	4	(11,825)	(16,924)
Impairment expense	10	(35,831)	-
Other expenses		(8,274)	(3,598)
Profit from operating activities		(40,855)	19,960
Finance income	5	253	137
Finance expenses	5	(13,125)	(279)
Net financing income / (expenses)		(12,872)	(142)
Foreign currency exchange gain / (loss)		(25)	(325)
Profit before related income tax expense		(53,752)	19,493
Income tax expense	6	(3,310)	(11,396)
Net profit / (loss) for the period		(57,062)	8,097
Profit / (loss) for the period attributable to:			
Non-controlling interests		266	674
Owners of the parent		(57,328)	7,423
		(57,062)	8,097
		Cents	Cents
Basic earnings per share attributable to ordinary equity holders	14	(2.18)	0.28
Diluted earnings per share attributable to ordinary equity holders	14	(2.18)	0.28
Net profit / (loss) for the period		(57,062)	8,097
<i>Items that will not be reclassified to profit or loss</i>			
Actuarial (loss) / gains on defined benefit plans		6	448
<i>Items that may be reclassified subsequently to profit or loss</i>			
Net gain / (loss) on cash flow hedges		-	(427)
Asset Revaluation		(80)	(368)
Exchange differences on translation of foreign operations		(887)	(1,396)
Other comprehensive income for the period, net of tax		(961)	(1,743)
Total comprehensive income / (loss) for the period		(58,023)	6,354
Total comprehensive income for the period attributable to:			
Non-controlling interests		266	675
Owners of the parent		(58,289)	5,679
		(58,023)	6,354

The statement of comprehensive income is to be read in conjunction with the notes to the financial statements.

Energy World Corporation Ltd and its Controlled Entities
Interim Consolidated Statement of Financial Position
As at 31 December 2022

		31 Dec 2022	30 June 2022
		US\$'000	US\$'000
	Notes		Restated
Current Assets			
Cash assets		10,923	6,487
Cash held in reserve accounts	7	55,907	52,543
Trade and other receivables	8	5,828	27,721
Related parties' receivable		1,803	10,404
Inventories		409	538
Prepayment		478	762
Total Current Assets		75,348	98,455
Non-current Assets			
Cash held in reserve accounts	7	4,818	4,618
Prepayment		1,168	1,217
Oil and gas assets	10	56,922	57,202
Exploration and evaluation expenditure	10	30,508	56,107
Property, plant and equipment	9, 10	1,480,648	1,480,456
Right-of-use assets		2,445	6,079
Investment		393	473
Total Non-Current Assets		1,576,902	1,606,152
TOTAL ASSETS		1,652,250	1,704,607
Current Liabilities			
Trade and other payables		22,567	27,764
Trade and other payables – related parties		32,394	7,056
Income tax payable		20,787	34,744
Interest-bearing borrowings	11	139,807	82,665
Lease Liabilities		561	2,074
Provisions		586	1,816
Total Current Liabilities		216,702	156,119
Non-current Liabilities			
Trade and other payables		2,345	2,773
Trade and other payable – related parties		209,882	217,815
Interest-bearing borrowings	11	441,345	501,372
Lease Liabilities		2,235	4,750
Deferred tax liabilities		21,121	20,738
Provisions		11,849	11,800
Total Non-Current Liabilities		688,777	759,248
TOTAL LIABILITIES		905,479	915,367
NET ASSETS		746,771	789,240
EQUITY			
Issued capital	12	555,670	540,438
Other reserves		16,823	17,462
Retained earnings		156,788	214,116
Equity attributable to owners of the parent		729,281	772,016
Non-controlling interests		17,490	17,224
TOTAL EQUITY		746,771	789,240

The statement of financial position is to be read in conjunction with notes to the financial statements.

Energy World Corporation Ltd and its Controlled Entities
Interim Consolidated Statement of Changes in Equity
For the Half Year Ended 31 December 2022

	Issued capital	Other Reserves	Retained earnings	Owners of the Parent	Non- controlling interest	Total equity
	US\$'000s	US\$'000s	US\$'000s	US\$'000s	US\$'000s	US\$'000s
Balance at 1 July 2022 (restated)	540,438	17,462	214,116	772,016	17,224	789,240
Profit / (loss) for the period	-	-	(57,328)	(57,328)	266	(57,062)
Other comprehensive income/ (loss)	-	(961)	-	(961)	-	(961)
Total comprehensive income for the half year	-	(961)	(57,328)	(58,289)	266	(58,023)
Issue of Shares	15,940	-	-	15,940	-	15,940
Costs in relation to Issue of shares	(386)	-	-	(386)	-	(386)
Issue of Share options	(322)	322	-	-	-	-
Balance at 31 December 2022	555,670	16,823	156,788	729,281	17,490	746,771
Balance at 1 July 2021 (restated)	540,438	21,408	205,209	767,055	16,213	783,268
Profit for the period	-	-	8,907	8,907	1,010	9,917
Other comprehensive income/ (loss)	-	(3,946)	-	(3,946)	1	(3,945)
Total comprehensive income for the year	-	(3,946)	8,907	4,961	1,011	5,972
Balance at 30 June 2022 (restated)	540,438	17,462	214,116	772,016	17,224	789,240

The statement of changes in equity is to be read in conjunction with the notes to the financial statement.

Energy World Corporation Ltd and its Controlled Entities
Interim Consolidated Statement of Cash Flows
For the Half Year Ended 31 December 2022

	31 Dec 2022 US\$'000s	31 Dec 2021 US\$'000s
CASH FLOWS FROM OPERATING ACTIVITIES		
Receipts from customers	50,076	72,607
Payments to suppliers & employees	(17,937)	(28,017)
Income tax paid	(17,267)	(12,295)
Interest received/(paid)	253	6
NET CASH FROM OPERATING ACTIVITIES	15,125	32,301
CASH FLOWS FROM INVESTING ACTIVITIES		
Payments for property, plant and equipment	(7,629)	(3,921)
Payments for oil and gas assets	(115)	-
Payments for exploration and development expenditure	-	(56)
Interest paid – Capitalised into assets under construction	(3,654)	(5,991)
NET CASH USED IN INVESTING ACTIVITIES	(11,398)	(9,968)
CASH FLOWS FROM FINANCING ACTIVITIES		
Net proceeds from issue of equity securities	9,235	
Transfer (to)/from restricted deposits and reserve accounts	(3,564)	5,834
Borrowing transaction costs	-	(141)
Repayment of borrowings	(4,500)	(39,549)
Payment of principal portion of lease liability	(461)	(817)
NET CASH USED IN FINANCING ACTIVITIES	710	(34,673)
NET (DECREASE) / INCREASE IN CASH HELD	4,437	(12,340)
Cash at the beginning of the financial period	6,487	15,441
Net foreign exchange differences	(1)	(362)
Cash at the end of the financial period	10,923	2,739

The statement of cash flows is read in conjunction with the accompanying notes.

Notes to the Interim Consolidated Financial Statement

1. CORPORATE INFORMATION

The interim financial statements of the consolidated entity (“the Group”) for the half year ended 31 December 2022 were authorised for issue on 31 May 2023 in accordance with a resolution of the directors. Energy World Corporation Ltd is a company incorporated and domiciled in Australia and limited by shares, which are publicly traded on the Australian Stock Exchanges.

2. SUMMARY OF SIGNIFICANT ACCOUNTING POLICIES

(a) Basis of Preparation

These general purpose financial statements for the half-year reporting period ended 31 December 2022 have been prepared in accordance with Accounting Standard AASB 134 *Interim Financial Reporting* and the *Corporations Act 2001*.

This interim financial report does not include all the notes of the type normally included in an annual financial report. Accordingly, this report is to be read in conjunction with the annual report for the year ended 30 June 2022 and any public announcements made by Energy World Corporation during the interim reporting period in accordance with the continuous disclosure requirements of the *Corporations Act 2001*.

The accounting policies adopted are consistent with those of the previous financial year. Certain comparative figures have been reclassified to conform to the current year presentation.

Energy World Corporation has adopted all mandatory applicable Australian Accounting Standards and AASB interpretations as of 1 July 2022.

The financial report is presented in United States Dollars and is prepared on the historical cost basis except where otherwise disclosed. All values are rounded to the nearest thousand dollars (\$'000) unless otherwise stated under the option available to the company under ASIC Corporations Instrument 2016/191. The company is an entity to which the class order applies.

2. SUMMARY OF SIGNIFICANT ACCOUNTING POLICIES (CONTINUED)

(b) Going Concern

As at 31 December 2022 the Group's consolidated balance sheet shows a net current liability position of \$141.3 million. Current liabilities includes \$19.7 million owed under the EEES Facility (refer to note 11(b)). Given PTES' power purchase agreement ('PPA') and EEES' gas sales agreement ('GSA', the purpose of which is to provide gas to PTES for power generation) both expired on 12 September 2022. A further update on PTES and EEES matters is contained in the subsequent events section of this report (note 16).

The EEES Facility was due for repayment in full on 30 September 2022, however, repayment was not made on this date. Approximately \$15.3 million, being the total outstanding as at 31 December 2022 less \$4.4 million transferred into a restricted cash account, remains outstanding as of the date of this report. EEES failure to repay the amount due on 30 September 2022 constituted an event of default. EEES remains in default at the date of this report. Whilst the EEES Facility lenders have yet to seek legal enforcement of the repayment due, they are within their rights to do so at any point in time.

The EEES Facility is secured by substantially all of the assets and shares of EEES. EEES' assets are inclusive of intercompany loans due from the Company. A guarantee, under English law, has also been provided by PTES to the EEES Facility lenders.

The matters described above indicate the existence of material uncertainty that may cast significant doubt on the Group's ability to continue as a going concern. Outlined below are the key factors the Directors have considered when assessing the ability of the Group to continue as a going concern and concluding that the going concern basis of accounting remains appropriate for the preparation this financial report.

The Directors have considered the proceeds raised from the sale of the Sengkang Combined Cycle Power Plant in May 2023, as disclosed in note 16, and are confident EWC will secure the required levels of funding at the appropriate times in order for EWC (including EEES) to pay its debts as and when they fall due on the basis that the Company is actively seeking to raise new capital, presently negotiating alternative arrangements with the EEES Facility lenders and that a letter of financial support has been received from EWI and the managing director of the Company.

EEES having incurred an event of default in respect of its failure to repay the amount due constituted a technical event of cross-default under the EWI loan arrangement. As a result, this loan has been classified as a current liability as at 31 December 2022. In the subsequent period the Company obtained a letter from EWI waiving the event of cross default as well as a letter of financial support. Accordingly, whilst the liability has been classified as current within the statement of financial position, the Company is not currently required to make any repayments until the maturity date of 30 June 2024.

On this basis, the Directors are of the opinion that the Group can continue as a going concern and therefore realise its assets and extinguish its liabilities in the normal course of business and at the amounts stated in the financial report. The financial report does not therefore include any adjustments relating to the recoverability and classification of recorded asset amounts or to the amounts and classification of liabilities that might be necessary should the company not continue as a going concern.

(c) New accounting standards and interpretations

(i) *Changes in accounting policy and disclosures*

The accounting policies adopted in the preparation of the consolidated financial statements are consistent with those used in the annual consolidated financial statements for the year ended 30 June 2022.

(ii) Accounting Standards and Interpretations issued but not yet effective

Certain Australian Accounting Standards and UIG interpretations have recently been issued or amended that will be effective from the company's financial year beginning 1 July 2022. The Directors have not adopted any of these new or amended standards or interpretations.

At the date of authorization of the financial report, a number of standards and Interpretations were in issue but not yet effective.

2. SUMMARY OF SIGNIFICANT ACCOUNTING POLICIES (CONTINUED)

(ii) Accounting Standards and Interpretations issued but not yet effective (continued)

Initial application of the following Standards is not expected to materially affect any of the amounts recognized in the financial statements, but may change the disclosures made in relation to the Group's financial statements:

Standard/Interpretation	Effective for annual reporting periods beginning on or after	Expected to be initially applied in the financial year ending
Amendments to IAS 1: Classification of Liabilities as Current or Non-current	1 Jan 2023	30 June 2024
Definition of Accounting Estimates - Amendments to IAS 8	1 Jan 2023	30 June 2024
Disclosure of Accounting Policies - Amendments to IAS 1 and IFRS Practice Statement 2	1 Jan 2023	30 June 2024

(d) Fair value

The fair value of the financial assets and liabilities is included at the amount at which the instrument could be exchanged in a current transaction between willing parties, other than in a forced or liquidation sale. The following methods and assumptions were used to estimate the fair values:

(i) Cash, short-term deposits, trade receivables and trade payables approximate their carrying amounts largely due to the short-term maturities of these instruments.

(ii) Long-term fixed-rate and variable-rate borrowings are evaluated by the Group based on parameters such as interest rates and the risk characteristics of the financed project.

(iii) The Group enters into derivative financial instruments with various counterparties, principally financial institutions with investment grade credit ratings. Derivatives valued using valuation techniques with market observable inputs are mainly interest rate swaps. The most frequently applied valuation techniques include forward swap models, using present value calculations. The models incorporate various inputs including the interest rate curves of the underlying commodity.

The Group uses various methods in estimating the fair value of a financial instrument. The methods comprise:

Level 1 – the fair value is calculated using quoted prices in active markets.

Level 2 – the fair value is estimated using inputs other than quoted prices included in Level 1 that are observable for the asset or liability, either directly (as prices) or indirectly (derived from prices).

Level 3 – the fair value is estimated using inputs for the asset or liability that are not based on observable market data.

For the half year ended 31 December 2022, the Group held no financial instruments with the characteristics of level 3 financial instruments described above.

The Group held previously derivative financial instruments (interest rate swaps) to hedge its risks associated with interest rate fluctuations with the characteristics of level 2. For these financial instruments not quoted in active markets, the Group uses valuation techniques such as present value, comparison to similar instruments for which market observable prices exist and other relevant models used by market participants. These valuation techniques use both observable and unobservable market inputs.

During the reporting period ended 31 December 2022 and 30 June 2022, there were no transfers between level 1 and level 2 fair value measurements.

The fair value of financial assets and financial liabilities approximate their carrying value.

2. SUMMARY OF SIGNIFICANT ACCOUNTING POLICIES (CONTINUED)

(e) Prior year restatement

During the current period, the Group identified additional arrangement fees related to debt modification of related party loans that occurred during the financial year ending 30 June 2021. The Group has restated the loan payable as at 30 June 2022 in the Statement of Financial Position to reduce the gain on debt modification initially recognised and made a corresponding adjustment to opening retained earnings given the adjustment relates to balances that originated prior to the beginning of the comparative period amounting to \$8.9 million. Furthermore, the Group has restated the project development and additional impact in loan payable as at 30 June 2022 as a result of the unwinding interest of the additional arrangement fee amounting to \$0.7 million.

3. OPERATING SEGMENTS

(a) Identification of reportable segments

The Group has identified its operating segments based on the internal reports that are reviewed and used by the board of directors (the chief operating decision makers) in assessing performance and in determining the allocation of resources.

The operating segments are identified by management based on geographic locations in which the Group operates, and the nature of the activity performed by the Group. The Group has determined that it has four operating segments, being: oil and gas in Australia, oil and gas in Indonesia, power in Indonesia and project development. While project developments are based in different geographic locations, they are of the same nature of activity, which is assets under construction that are not yet operating. As these assets are not yet operating, they are more alike and suited to aggregation with one another than to the existing operating segments.

Discrete financial information about each of these operating businesses is reported to the executive management team on at least a monthly basis.

The reportable segments are based on aggregated operating segments determined by the similarity of the products produced and sold and/or the future products to be produced, as these are the sources of the Group's major risks and have the most effect on the rates of return.

The accounting policies used by the Group in reporting segments internally are the same as those contained in this interim financial statements and the annual financial report for the year ended 30 June 2022.

Energy World Corporation Ltd and its Controlled Entities
Notes to the Interim Consolidated Financial Statements
For the Half Year Ended 31 December 2022

3. OPERATING SEGMENT (CONTINUED)

(b) Segment revenue, expenses and assets

All revenues are derived from external customers.

Segment results include items directly attributable to a segment as well as those that can be allocated on a reasonable basis. Unallocated items comprise mainly income-earning assets, interest-bearing loans, borrowings and expenses, and corporate assets and expenses.

	<u>Australia</u>		<u>Indonesia</u>								<u>Total</u>	
	Oil & Gas		Oil & Gas		Power		Project development		Corporate			
	31 Dec 22	31 Dec 21	31 Dec 22	31 Dec 21	31 Dec 22	31 Dec 21	31 Dec 22	31 Dec 21	31 Dec 22	31 Dec 21	31 Dec 22	31 Dec 21
	US\$'000s	US\$'000s	US\$'000s	US\$'000s	US\$'000s	US\$'000s	US\$'000s	US\$'000s	US\$'000s	US\$'000s	US\$'000s	US\$'000s
Sales revenue	589	592	4,561	12,776	22,983	60,115	-	-	-	-	28,133	73,483
Result												
Segment result	416	306	(895)	8,525	9,839	28,020	-	-	-	(52)	9,360	36,799
Depreciation and amortisation	(61)	(117)	(968)	(2,292)	(10,477)	(14,183)	-	-	(319)	(332)	(11,825)	(16,924)
Impairment loss	-	-	-	-	-	-	(35,831)	-	-	-	(35,831)	-
Net financing cost											(12,872)	(142)
Unallocated corporate result											(2,559)	85
Foreign currency exchange gain/(loss)											(25)	(325)
Profit before income tax											(53,752)	19,493
Income tax expense											(3,310)	(11,396)
Net profit after tax											(57,062)	8,097
Non-controlling interest											(266)	(674)
Net profit attributable to owners of the parent											(57,328)	7,423

	31 Dec 22	30 June 22	31 Dec 22	30 June 22	31 Dec 22	30 June 22	31 Dec 22	30 June 22 (Restated)	31 Dec 22	30 June 22	31 Dec 22	30 June 22 (Restated)
	US\$'000s	US\$'000s	US\$'000s	US\$'000s	US\$'000s	US\$'000s	US\$'000s	US\$'000s	US\$'000s	US\$'000s	US\$'000s	US\$'000s
Current assets	509	602	9,894	20,189	1,095	24,995	274	298	63,576	52,371	75,348	98,455
Segment assets	7,278	8,901	66,530	78,879	1,466	39,406	1,505,228	1,516,649	71,748	60,772	1,652,250	1,704,607
Segment liabilities	(9,150)	(6,177)	(48,547)	(63,504)	(13,574)	(23,518)	(695,395)	(688,690)	(138,813)	(133,478)	(905,479)	(915,367)

3. OPERATING SEGMENT (CONTINUED)

(c) Segment assets and liabilities reconciliation to the statement of financial position

Reconciliation of segment operating assets to total assets:

	31 Dec 2022 US\$'000	30 Jun 2022 US\$'000
Current operating assets	11,772	46,084
Corporate cash	9,284	125
Cash held in reserve accounts	51,009	51,000
Prepayments and other	3,283	1,246
Current corporate assets	63,576	52,371
Total current assets per the statement of financial position	75,348	98,455

	31 Dec 2022 US\$'000	30 Jun 2022 US\$'000
Segment operating assets	1,580,502	1,643,835
Current corporate assets	9,284	125
Non-current cash held in reserve accounts	51,009	51,000
Non-current prepayments and other	11,455	9,647
Total assets recorded in the statement of financial position	1,652,250	1,704,607

Reconciliation of segment operating liabilities to total liabilities:

	31 Dec 2022 US\$'000	30 Jun 2022 (Restated) US\$'000
Segment operating liabilities	766,666	781,889
Deferred tax liabilities	21,121	20,738
Interest-bearing borrowings	115,351	110,697
Provisions and Other	2,341	2,043
Total liabilities recorded in the statement of financial position	905,479	915,367

4. DEPRECIATION AND AMORTISATION EXPENSE

	31 Dec 2022	31 Dec 2021
	US\$'000s	US\$'000s
Depreciation of property, plant and equipment	(10,628)	(14,920)
Depreciation and amortisation of oil and gas assets	(683)	(1,756)
Depreciation on ROU assets	(514)	(248)
	(11,825)	(16,924)

5. FINANCIAL INCOME AND EXPENSE

	31 Dec 2022	31 Dec 2021
	US\$'000s	US\$'000s
Interest income – cash at bank and term deposits	253	137
Finance costs *	(13,125)	(279)
	(12,872)	(142)

* Finance costs for the current period are \$29.7m (31 Dec 2021: \$30.3m) of which \$16.9m (31 Dec 2021: \$30.1m) has been capitalised to qualifying assets within in assets under construction. The remainder has been recorded in income on the basis that the criteria for capitalisation to other assets under construction were not satisfied during the half-year.

6. INCOME TAX

A reconciliation between tax expense and the product of accounting profit before tax multiplied by the Group's applicable income tax rate is as follows:

	31 Dec 2022	31 Dec 2021
	US\$'000s	US\$'000s
Accounting profit / (loss) before tax	(53,752)	19,493
Prima facie tax expense at the Parent's statutory rate of 30% (31 December 2021: 30%)	16,126	(5,848)
<i>Decrease / (increase) in tax expense due to:</i>		
Difference in tax rates	643	(191)
Non-deductible expenses / non-assessable income	(2,713)	(1,217)
Origination and reversal of other temporary differences	(83)	-
Impairment of deferred tax asset	-	(1,491)
Impairment of Australia Gas assets	(10,749)	-
Tax losses not brought into account	(6,534)	(2,649)
	(3,310)	(11,396)

7. CASH HELD IN RESERVE ACCOUNTS

	31 Dec 2022 US\$'000s	30 Jun 2022 US\$'000s
Cash held in reserve accounts – current	55,907	52,543
Cash held in reserve accounts – non-current	4,818	4,618
	60,725	57,161

As at 31 December 2022, cash of \$60.7 million was held in reserve accounts for the following purpose.

- \$51.0 million as security for payment to HSBC of the corporate facility (Note 11(c))
- \$0.5 million as Security Deposits made by Energy World Corporation Ltd (\$0.04 million); Australian Gasfields Limited (\$0.38 million); Central Energy Australia Pty Ltd. (\$0.06 million)
- \$0.04 million as Security Deposits made by Energy World Gas Operations Philippines Inc. (Note 11(f))
- \$4.4 million as Debt Service Accrual and Debt Service Reserve Accounts for Energy Equity Epic (Sengkang) Pty Ltd (Note 11 (b))
- \$0.01 million of Gas Payment Guarantee for PT Energi Sengkang
- \$3.9 million as Abandonment Site Restoration provision made by Energy Equity Epic (Sengkang) Pty Ltd
- \$0.9 million of Bank Guarantee for further exploration and evaluation work made by Energy Equity Epic (Sengkang) Pty Ltd

As at 30 June 2022, cash of \$57.1 million is held in reserve accounts for the following purpose.

- \$51.0 million as security for payment to HSBC of the corporate facility (Note 11 (c))
- \$1.03 million as Debt Service Accrual and Debt Service Reserve Sub Accounts and Surplus Fund Account for Energy Equity Sengkang Pty Ltd (Note 11(d))
- \$0.04 million as Security Deposits made by Energy World Corporation Ltd (\$0.04 million); \$0.36 million Australian Gasfields Limited (\$0.38 million); \$0.06 million Central Energy Australia Pty Ltd. (\$0.06 million)
- \$0.06 million as Security Deposits made by Energy World Gas Operations Philippines Inc. (Note 11(f))
- \$3.7 million as Abandonment Site Restoration provision made by Energy Equity Epic (Sengkang) Pty Ltd
- \$0.88 million of Bank Guarantee for further exploration and evaluation work made by Energy Equity Epic (Sengkang) Pty Ltd

8. TRADE AND OTHER RECEIVABLES

	31 Dec 2022 US\$'000s	30 Jun 2022 US\$'000s
Current		
Trade receivables	681	22,565
Sundry debtors	5,147	5,156
	5,828	27,721

9. PROPERTY, PLANT AND EQUIPMENT

	Freehold land US\$'000s	Buildings on freehold land US\$'000s	Plant and equipment US\$'000s	Assets under construction US\$'000s	Total US\$'000s
Cost					
Balance at 1 July 2022 (restated)	7,160	2,710	412,517	1,460,244	1,882,631
Additions	-	-	319	21,442	21,761
Foreign currency translation	(9)	(4)	(472)	(195)	(680)
Balance at 31 December 2022	7,151	2,706	412,364	1,481,491	1,903,712
Depreciation and impairment					
Balance at 1 July 2022	-	(1,049)	(401,126)	-	(402,175)
Depreciation charge for the period	-	-	(10,628)	-	(10,628)
Impairment (Note 10)	-	-	-	(10,713)	(10,713)
Foreign currency translation	-	7	445	-	452
Balance at 31 December 2022	-	(1,042)	(411,309)	(10,713)	(423,064)
Carrying amount					
At 30 June 2022 (restated)	7,160	1,661	11,391	1,460,244	1,480,456
At 31 December 2022	7,151	1,664	1,055	1,470,778	1,480,648

10. IMPAIRMENT TESTING

The Group considers the relationship between its market capitalisation and its book value, among other factors, when reviewing for indicators of impairment. As at 31 December 2022, the market capitalisation of the Group was below the book value of its equity, indicating a potential impairment of the assets under construction, oil and gas assets and exploration and evaluation assets. In addition, the expiry of the Power Purchase Agreement (PPA) held by our Indonesian Power business (operated by the subsidiary PTES) and the Gas Sales Agreement (GSA) held by our Indonesian Oil & Gas business (operated by the subsidiary EEES) on 12 September 2022 were considered indicators of impairment for the related assets.

As a result of indicators of impairment having been identified, the Group undertook impairment tests of each of the Cash Generating Units (CGUs) listed below.

- a) Assets under construction – aggregate carrying amount of \$1,470.8 million

The Group's assets under construction had the following carrying amounts as at 31 December 2022:

- Philippines Power Plant - \$614.6 million
- Philippines LNG Hub Terminal - \$195.1 million
- Sengkang LNG Facility - \$606.0 million
- Gilmore LNG Facility - \$50.5 million

The recoverable amounts of the assets under construction were determined based on Value In Use (VIU) calculations using cash flow projections from financial budgets approved by the directors and extrapolated for the useful lives of the assets. As a result of the analyses, management did not identify an impairment for any of these CGUs.

10. IMPAIRMENT TESTING (CONTINUED)

(i) Key assumptions used in VIU calculation – Philippines Power Plant

The calculation of VIU is most sensitive to the following assumptions:

- WESM electricity tariffs – the Group intends to sell all of the electricity generated by the Philippines Power Plant into the Wholesale Electricity Spot Market (WESM) for the Luzon grid. As there are no reliable, publicly available forecasts for the WESM, the directors have adopted pricing assumptions based on historical WESM data and the intention to run the power plant as a mid-merit facility, with a capacity factor of 70%. The VIU model assumes a WESM price based upon the data available per kilowatt hour in year 1, which is subsequently inflated at the forecast long-term Philippines inflation rate. As the Group does not have any power purchase agreements in place the pricing ultimately achieved by the Power Plant is subject to fluctuations in the WESM spot market, which are wholly outside of the Group's control. A 6% decrease in the tariff as compared to that assumed in the VIU calculation would result in an impairment of \$147 million.
- LNG feedstock prices – derived from publicly available long-term forecasts for LNG shipped to Asia. As the Group does not have any LNG contracts in place it is subject to volatility in LNG pricing, which is wholly currently outside of its control. A 10% increase in the LNG price as compared to that assumed in the VIU calculation would result in an impairment of \$140 million.
- Discount rates – a post – tax discount rate of 12.5% was adopted. A 1% increase in the discount rate would result in an impairment of approximately \$66 million.

(ii) Key assumptions used in VIU calculation – Philippines LNG Hub Terminal

The calculation of VIU is most sensitive to the following assumptions:

- Tolling fees – the Group intends to utilize the LNG Hub Terminal to supply gas to the Group's Philippines Power Plant and to third parties within the Philippines. The Group expects that customers will purchase the LNG at the prevailing market prices at the time of purchase and the Group will charge customers a tolling fee for use of the Hub Terminal. The Group currently does not have any contracts in place in respect of sales to be made through the Hub Terminal and at present there are not comparable assets operating in the Philippines. As a result, the directors have adopted tolling fee assumptions with reference to those observed in other Asian markets such as Singapore and the long-term forecast inflation rate for the Philippines.
- Demand for LNG in the Philippines – the VIU model assumes that 50% of the gas that flows through the Hub Terminal will be utilized by the Group's Philippines Power Plant, with the remainder being purchased by third parties. As noted above, the Group does not have any LNG supply contracts or other arrangements in place at this time, however, the directors are confident that demand for LNG in the Philippines will exceed supply.
- Discount rate – a post – tax discount rate of 12.5% was adopted.

The directors consider that there are no reasonably possible changes to any of the above assumptions that would result in an impairment.

(iii) Key assumptions used in VIU calculation – Sengkang LNG Facility

The calculation of VIU is most sensitive to the following assumptions:

- LNG sales prices – due to the regulations in place in respect of the use of domestic gas reserves, the Group expects to sell all of the LNG produced at the facility to domestic customers within Indonesia. The Group has yet to enter any formal offtake agreements, however, based on discussions to date, the directors remain confident that the assumptions utilized in the VIU calculations are appropriate.

10. IMPAIRMENT TESTING (CONTINUED)

(iii) Key assumptions used in VIU calculation – Sengkang LNG Facility (continued)

- Feedstock gas prices – as a result of the regulations referred to above, the Group must also obtain agreement from SKK Migas regarding the price at which gas purchased by the Facility for conversion into LNG is contracted at. The Group has yet to obtain such an agreement, however, based on negotiations to date, the directors remain confident that the assumptions utilized in the VIU calculations are appropriate.
- Availability of feedstock gas – the WASAMBO gas reserves that are contained within the Sengkang PSC, in which the Group has a 51% interest, were originally approved under a plan of development for the purposes of being utilized as feedstock gas. The directors continue to assume that the WASAMBO reserves will be used for this purpose and have also assumed that the remaining gas required to produce the volumes of LNG assumed in the VIU calculations will come from other reserves and resources contained within the Sengkang PSC or, if necessary, from third parties.
- Discount rate – a post – tax discount rate of 16.5% was adopted.

The directors consider that there are no reasonably possible changes to any of the above assumptions that would result in an impairment.

(iv) Key assumptions used in VIU calculation – Gilmore LNG Facility

The calculation of VIU is most sensitive to the following assumptions:

- LNG sales prices – the Group expects to sell LNG produced at this facility as a cleaner replacement for diesel fuel to industrial users within nearby regional areas. The Group has yet to enter any formal offtake agreements, however, the pricing assumed within the VIU calculations can be significantly less than current diesel pricing without an impairment arising.
- Feedstock gas prices – the VIU calculations were prepared on the basis that feedstock gas acquired for conversion into LNG will cost approximately one-third of the ultimate LNG sales price.
- Discount rate – a post – tax discount rate of 10% was adopted.

The directors consider that there are no reasonably possible changes to any of the above assumptions that would result in an impairment.

b) Australia Gas – Gilmore & Eromanga Gas Fields

The recoverable amount of the Gilmore & Eromanga Gas Fields was determined with reference to the Fair Value Less Costs to Sell (FVLCS). The FVLCS was estimated based upon comparable transactions conducted at arm's-length for the sale and purchase of gas reserves, resources and related plant within the same geographical region of Australia. The estimate of FVLCS is considered to be Level 2 of the fair value hierarchy.

As the FVLCS (\$16.5 million) was determined to be less than the carrying amount of the CGU (\$52.3 million), the Group has recorded a total impairment expense of \$35.8 million, with \$10.7 million and \$25.1 million being charged against the related assets under construction and exploration and evaluation assets, respectively.

10. IMPAIRMENT TESTING (CONTINUED)

(iv) Key assumptions used in VIU calculation – Gilmore LNG Facility (continued)

c) Indonesian Oil & Gas

Since the Group is in discussions with SKK Migas and its partner in the PSC to utilise all of EEES' reserves for the purposes of feedstock to the Sengkang LNG Facility and/or a renewed gas sales agreement to PLN at a later date, impairment testing of the EEES assets (being comprised of oil and gas assets of \$56.9 million and exploration and evaluation assets of \$16.9 million) was conducted. The recoverable amount of this CGU was determined based on Value In Use (VIU) calculations using cash flow projections from financial budgets approved by the directors and extrapolated for the useful lives of the assets. As a result of the analysis, management did not identify an impairment.

d) Indonesian Power

The non-current assets held within this CGU were previously depreciated based on the term of the PPA that expired on 12 September 2022. Accordingly, the remaining written down value that would have been subject to impairment testing as at 31 December 2022 approximated nil.

11. INTEREST-BEARING LIABILITIES

		31 Dec 2022	30 Jun 2022
		US\$'000s	Restated US\$'000s
Current			
EEES US\$125 million loan with Standard Chartered Bank and Mizuho Corporate Bank	(b)	19,738	24,238
US\$51 million Revolving Loan Facility Agreement with The Hong Kong and Shanghai Banking Corporation Limited	(c)	50,832	50,832
LNG Hub Corporate Notes	(d)	7,586	7,595
EWI facilities	(f)	61,651	-
Total current		139,807	82,665
Non-current			
Slipform US\$432 million Term Loan	(e)	441,345	440,408
EWI facilities	(f)	-	60,964
Total non-current		441,345	501,372
Total interest-bearing liabilities		581,152	584,037

(a) Assets Pledged as Security

The assets and the shares of the entity Energy Equity Epic (Sengkang) Pty. Ltd. (Indonesian Oil & Gas) are pledged as security to the consolidated entities. The form of security is a floating charge over the aforementioned entity assets. There are no specific conditions on value of assets pledged.

11. INTEREST-BEARING BORROWINGS (CONTINUED)

(b) US\$125,000,000 Loan Agreement with Standard Chartered Bank and Mizuho Corporate Bank Ltd

On 19 June 2020, EEES finalised negotiations with its existing banking group to convert to existing reserve based financing to a commercial repayment financing structure. The lenders under the EEES Facility are Standard Chartered Bank and Mizuho Corporate Bank, Ltd. and Natixis (Singapore Branch) (who together are mandated lead arrangers), with Mizuho Corporate Bank, Ltd. as agent and security trustee. The loan had a final maturity date of 30 September 2022.

The EEES Facility is secured by substantially all of the assets and shares of EEES. Such secured assets include EEES's interest in the Sengkang PSC, EEES' receivables pursuant to the Gas Supply Agreement, the Gas Sale and Purchase Agreement and the Sengkang PSC and EEES' bank accounts. Further, the Company and Epic Sulawesi Gas Pty Ltd have agreed to subordinate their rights against EEES pursuant to a subordination deed entered into in favour of Mizuho Corporate Bank, Ltd. as security trustee. The amount outstanding under the Loan as at 31 December 2022 was US\$19.7 million.

Refer to note 2(b) for further detail.

(c) US\$51,000,000 Revolving Loan Facility Agreement with The Hongkong and Shanghai Banking Corporation Limited

EWC has a US\$51.0 million revolving loan facility from HSBC which was first entered into on 10 October 2008.

The facility matured on 12 June 2022 and was extended to 12 June 2024 on 12 August 2022. As at 31 December 2022, the gross amount the Group owed under the HSBC Corporate Revolving Loan Facility was US\$50.8 million, excluding unamortised borrowing costs and EWC held US\$51 million in reserve accounts as security for the facility.

(d) LNG Hub Corporate Note Facility

On 26 May 2016, the Company executed the financing documentation (Omnibus Loan and Security Agreement) for its LNG Hub Terminal in Pagbilao, Philippines, for the amount of PHP1.5 billion (approximately US\$32 million equivalent). The amount outstanding under the Note as at 31 December 2022 was US\$7.6 million.

The borrower is in breach of a number of loan covenants however the borrower is also working closely with the lenders to resolve these breaches.

(e) Slipform US\$432,753,688 Term Loan Agreement

A term loan agreement was entered into between Slipform Engineering International (HK) Limited (SEIL), PT Slipform Indonesia (PTSI) and Energy World Corporation Limited (EWC) to convert the accounts payable of US\$432,753,688 related to projects under construction and accrued interest and fees into a seven year term loan. On 2 June 2021, a Deed of Amendment was signed, effective from 1 July 2021, interest rate was reduced to 6% and a final repayment date of 30 June 2024. The Group has also accrued \$199.8 million in interest and arrangement fees in respect of this facility, which are recorded within trade and other payable – related parties.

EEES having incurred an event of default in respect of its failure to repay the amount due under the facility discussed in note (b) above, did not result in an event of cross-default under this loan arrangement on the basis that the Company received a waiver letter from Slipform.

11. INTEREST-BEARING BORROWINGS (CONTINUED)

(f) EWI Facilities

On 2 June 2021, a Deed of Amendment was signed, effective from 1 July 2021, reducing the interest rate of all EWI loans to 6% and extending the repayment date to 30 June 2024. As at 31 December 2022, the outstanding principal amounts for all EWI facilities were US\$60.5 million. The Group has also accrued \$21.4 million in interest and arrangement fees in respect of this facility, which are recorded within trade and other payables - related parties.

EEES having incurred an event of default in respect of its failure to repay the amount due under the facility discussed in note (b) above, constituted a technical event of cross-default under this loan arrangement. As a result, this loan has been classified as a current liability as at 31 December 2022. In the subsequent period the Company obtained a letter from EWI waiving the event of cross default as well as a letter of financial support, as described in note 2(b). Accordingly, whilst the liability has been classified as current within the statement of financial position, the Company is not currently required to make any repayments until the maturity date of 30 June 2024.

12. ISSUED CAPITAL

	31 Dec 2022	30 June 2022
	US\$'000	US\$'000
Ordinary shares		
Balance at the beginning of the year	540,438	540,438
Rights issue (net of transaction cost)	15,232	-
Balance at half year end	555,670	540,438
Number of ordinary shares issued and fully paid		
Balance at the beginning of the year	2,608,134,691	2,608,134,691
Shares issued under Rights issue	470,786,555	-
Balance at half year end	3,078,921,246	2,608,134,691

Holders of ordinary shares are entitled to receive dividends as declared from time to time and are entitled to one vote per share at shareholders meetings. In the event of winding up of the Company, ordinary shareholders rank after all other shareholders and creditors and are fully entitled to any proceeds of liquidation.

13. CONTINGENT LIABILITIES

The Group has determined that there are no contingent liabilities of which the management is aware.

14. EARNINGS PER SHARE

The calculation of basic earnings per share outstanding for the period ended 31 December 2022 was based on the loss attributable to ordinary shareholders of \$57,328,000 (31 December 2021: profit of \$7,423,000) and a weighted average number of ordinary shares outstanding during the period ended 31 December 2022 of 2,633,720,917 (31 December 2021: 2,608,134,691), calculated as follows:

(a) Earnings used in calculating earnings per share:

	31 Dec 2022	31 Dec 2021
	US\$'000s	US\$'000s
Profit / (loss) attributable to ordinary shareholders for basic and diluted earnings	(57,328)	7,423

(b) Weighted average number of ordinary shares

	31 Dec 2022	31 Dec 2021
Weighted average number of shares used as a denominator for basic earnings per share	2,633,720,917	2,608,134,691
Balance at 31 July 2022	2,608,134,691	2,608,134,691
Shares issued under the Right issue	470,786,555	-
Balance as at 31 December 2022	3,078,921,246	2,608,134,691

Effect of dilution:

Weighted average number of shares used as a denominator for diluted earnings per share

2,633,720,917 2,608,134,691

	31 Dec 2022	31 Dec 2021
	Cent	Cent
Basic (loss) / earnings per share – cents per share	(2.18)	0.28
Diluted (loss) / earnings per share – cents per share	(2.18)	0.28

15. RELATED PARTY TRANSACTIONS

There were no new related party contracts entered into during the half year ended 31 December 2022. Please refer to Note 11 for disclosure of related party loans.

(a) Leases of properties

Energy World Corporation Ltd rents a number of properties from related parties for the offices in Sydney, New South Wales and for the site of our proposed LNG Hub terminal and power plant in the Philippines, details of which are set out in the following table:

Premises	Lessor	Lessee	Term	Rental
1. Part of Unit 9A, Seaforth Crescent, Seaforth, Sydney, New South Wales, Australia	Energy World International Limited*	Energy World Corporation Ltd	Extended to 31 December 2023	A\$6,000 per month (excluding GST); Payment made during the period of this half year report – US\$13,091 (AU\$18,000)
2. Parcel of land comprising a total area of 282,823 sq.m on Pagbilao Grande Island, Province of Quezon, Lozon, the Philippines	Malory Properties Inc.**	Energy World Corporation Ltd, Energy World Power Operations Philippines Inc. and Energy World Gas Operations Philippines Inc.	25 years commencing 24 May 2017 with an option to extend for a further term of 25 years	20.8 PHP (\$0.4) per square metre per annum with escalation every three years at 3%

* Energy World International Limited, a company incorporated in British Virgin Islands, which is wholly owned by Mr Stewart Elliott, who is the Group's Chairman, Managing Director and Chief Executive Officer, holds a 35% interest in Energy World Corporation Ltd.

** Malory Properties Inc., a company incorporated in the Philippines on 23 March 1993 with limited liability. Mr. Stewart Elliott, who is the Group's Chairman, Managing Director, Chief Executive Officer and one of EWC's Substantial Shareholders has a 40% beneficial interest.

15. RELATED PARTY TRANSACTIONS (CONTINUED)

(b) Commercial Agreements with EWC and Related Parties

EWC has entered into a number of management services agreements with EWI and Slipform Engineering International (H.K.) Ltd, details of which are set out in the following table:

Parties	Date of agreement/ amendment	Scope of services	Fees	Payment made during the half year ended 31 December 2022	Amount remaining on contract at 31 December 2022
EWC and Slipform Engineering International (H.K.) Ltd*	10 October 2011	Slipform Engineering International (H.K.) agrees to provide EWC with engineering assistance, design services and management support for the development of a 56,000 TPA LNG processing plant and related facilities in Gilmore, Queensland Australia.	Fixed fee of US\$5.5 million.	Balance payable as at 31 December 2022: Nil Amount paid: Nil	US\$279,763

* Slipform Engineering International (H.K.) Ltd, a company incorporated in Hong Kong with limited liability, in which Mr. Stewart Elliott, who is EWC's Chairman, Managing Director and Chief Executive Officer and Mr. Graham Elliott, who is an Executive Director, have a 90% and 10% beneficial interest respectively.

EWC has entered into an operation and maintenance contract with PT Consolidated Electric Power Asia, details of which are set out in the following table:

Parties	Date of agreement / amendment	Scope of services	Amounts incurred for the half year ended 31 December 2022	Payments made during the half year ended 31 December 2022	Amount payable on contract at 31 December 2022
PTES and PT Consolidated Electric Power Asia *	12 March 2012 30 May 2012 (amendment) 30 May 2012 (addendum)	PT Consolidated Electric Power Asia agrees to be responsible for operation and maintenance services in relation to the Sengkang Power Plant. The initial scope covers the original 135MW units. The O&M will be extended to cover the additional 180MW units upon commercial operation of the 60MW steam turbine. This contract expired at the same time as the Sengkang Power Plant PPA on 12 September 2022. PT CEPA Sulawesi has agreed to undertake care and maintenance of the power plant. No formal agreement has been entered into as of yet for these services.	US\$3.76m	US\$7.9m	NIL

* PT Consolidated Electric Power Asia, a company incorporated in Indonesia, is 95% owned by Mr. Stewart Elliott, EWC's Chairman, Managing Director and Chief Executive Officer.

15. RELATED PARTY TRANSACTIONS (Continued)

(b) Commercial Agreements with EWC and Connected Persons (Continued)

EWC has entered into a construction services contract with Slipform (Indonesia) and engineering, procurement and construction contracts with Slipform (H.K.), details of which are set out in the following table. These contracts allow for flexibility in payment obligations, through the Company's control over project timetable and progress and thus do not constitute irrevocable payment obligations to the Company and allows the Company to manage its funding on these projects accordingly.

Parties	Date of agreement / amendment	Scope of services	Contract value (\$US millions)	Accumulated invoices received from related parties (\$US millions)	Accumulated invoices received from third parties (\$US millions)	Total invoices received (\$US millions)	Amount remaining on contract (\$US millions)	Related party payable (\$US millions)
EWC and Slipform Engineering International (H.K.) Ltd	12 March 2012 18 June 2012 (amendment)	Slipform Engineering International (H.K.) Ltd agrees to undertake the engineering, procurement and construction of the Gilmore LNG Project.	\$70.0m subject to adjustment and deduction for equipment and consultant services incurred directly by the Company.	31 December 2022: \$21.1 30 June 2022: \$21.1	31 December 2022: \$10.2 30 June 2022: \$10.2	31 December 2022: \$31.3 30 June 2022: \$31.3	31 December 2022: \$38.7 30 June 2022: \$38.7	31 December 2022: \$20.5 30 June 2022: \$20.5
EWC and Slipform Engineering International (H.K.) Ltd	12 March 2012 18 June 2012 (amendment)	Slipform Engineering International (H.K.) Ltd agrees to undertake the engineering, procurement and construction of the Philippines LNG Hub.	\$130.0 subject to adjustment and deduction for equipment and consultant services incurred directly by the Company.	31 December 2022: \$111.6 30 June 2022: \$111.6	31 December 2022: \$18.3 30 June 2022: \$18.3	31 December 2022: \$129.9 30 June 2022: \$129.9	31 December 2022: \$0.1 30 June 2022: \$0.1	31 December 2022: \$21.8 30 June 2022: \$21.8

Energy World Corporation Ltd and its Controlled Entities
Notes to the Interim Consolidated Financial Statements
For the Half Year Ended 31 December 2022

15. RELATED PARTY TRANSACTIONS (Continued)

(b) Commercial Agreements with EWC and Connected Persons (Continued)

Parties	Date of agreement / amendment	Scope of services	Contract value (\$US millions)	Accumulated invoices received from related parties (\$US millions)	Accumulated invoices received from third parties (\$US millions)	Total invoices received (\$US millions)	Amount remaining on contract (\$US millions)	Related party payable (\$US millions)
PT South Sulawesi LNG and PT Slipform Indonesia and its related entities	18 March 2009 12 March 2012 (novation and variation) 18 June 2012 (amendment)	PT Slipform Indonesia agrees to undertake the engineering, procurement and construction of the Sengkang LNG Project. The contract was originally with Slipform Engineering International (H.K.) Ltd, and was novated to PT Slipform Indonesia on 12 March 2012.	\$352.0 subject to adjustment and deduction for equipment and consultant services incurred directly by the Company	31 December 2022: \$148.0 30 June 2022: \$148.0	31 December 2022: \$195.2 30 June 2022: \$195.2	31 December 2022: \$343.2 30 June 2022: \$343.2	31 December 2022: \$8.8 30 June 2022: \$8.8	31 December 2022: \$137.6 30 June 2022: \$137.6
EWC and Slipform Engineering International (H.K.) Ltd	3 March 2014	Slipform Engineering International (H.K) Ltd agrees to undertake the engineering, procurement and construction of the Philippines Power Plant.	\$588.0 subject to adjustment and deduction for equipment and consultant services incurred directly by the Company	31 December 2022: \$227.2 30 June 2022: \$227.2	31 December 2022: \$130.9 30 June 2022: \$130.9	31 December 2022: \$358.1 30 June 2022: \$358.1	31 December 2022: \$229.9 30 June 2022: \$229.9	31 December 2022: \$173.1 30 June 2022: \$173.1
EWC and Slipform Engineering International Limited	3 October 2016	Slipform Engineering International Limited agreed to undertake provide project management, design and construction services for the supply, installation and commissioning of a 14-kilometer transmission line and related facilities connecting the 650MW Pagbilao CCGT Power Plant to the national grid in Pagbilao	\$15.0 subject to adjustment and deduction for equipment and consultant services incurred directly by the Company	31 December 2022: \$7.5 30 June 2022: \$7.5	31 December 2022: \$nil 30 June 2022: \$nil	31 December 2022: \$7.5 30 June 2022: \$7.5	31 December 2022: \$7.5 30 June 2022: \$7.5	31 December 2022: \$7.5 30 June 2022: \$7.5

* PT Slipform Indonesia is a 98% owned subsidiary of Slipform Engineering International Ltd. The contracts are structured in a manner that the contract is subject to the Company having available financing in place to proceed with the projects.

16. SUBSEQUENT EVENTS

Sengkang Power Plant

On 19 May 2023, we signed a contract with PLN Nustantara (A PLN group subsidiary) to purchase the Sengkang Combined Cycle Power Plant from PTES. The sale value of the plant cannot be disclosed due to Indonesian Government Regulations. Prior to the conclusion of the contract PTES re-commenced power deliveries to the Sengkang grid from 22 March 2023 until 19 May 2023.

Sengkang PSC

As previously reported, the Gas Sales Agreement linked to the Sengkang Combined Cycle Power Plant expired in line with the expiry of its power purchase agreement. A bridging gas sales agreement is currently being negotiated with gas deliveries also having re-commenced from 22 March 2023. The Company expects to sign this interim gas sales agreement soon and subject to SKK Migas and PLN agreements, to enter into another long term gas sales agreement with PLN Nustantara, the new owner and operator of the 315MW Sengkang combined cycle power plant.

Directors' Declaration

In accordance with a resolution of the directors of Energy World Corporation Ltd, I state that:

In the opinion of the directors:

- (a) The financial statements and notes of Energy World Corporation Ltd for the half year ended 31 December 2022 are in accordance with *the Corporations Act 2001*, including:
 - (i) giving a true and fair view of the consolidated entity's financial position as at 31 December 2022 and of its performance for the half year ended on that date; and
 - (ii) complying with Accounting Standards and *the Corporations Regulations 2001*
- (b) There are reasonable grounds to believe that the Company will be able to pay its debts as and when they become due and payable.

On behalf of the board



Brian Jeffrey Allen
Director

31 May 2023

Independent auditor's review report to the members of Energy World Corporation Ltd

Report on the Half Year Financial Report

Qualified conclusion

We have reviewed the accompanying half-year financial report of Energy World Corporation Ltd (the Company) and its subsidiaries (collectively the Group), which comprises the statement of financial position as at 31 December 2022, the statement of comprehensive income, statement of changes in equity and statement of cash flows for the half-year ended on that date, notes comprising a summary of significant accounting policies and other explanatory information, and the directors' declaration.

Based on our review, which is not an audit, we have not become aware of any matter, except for the possible effects of the matter described in the Basis for Qualified Conclusion section of our report, that makes us believe that the half-year financial report of the Group does not comply with the *Corporations Act 2001*, including:

- a. Giving a true and fair view of the consolidated financial position of the Group as at 31 December 2022 and of its consolidated financial performance for the half-year ended on that date; and
- b. Complying with Accounting Standard AASB 134 *Interim Financial Reporting* and the *Corporations Regulations 2001*.

Basis for qualified conclusion

We conducted our review in accordance with ASRE 2410 *Review of a Financial Report Performed by the Independent Auditor of the Entity* (ASRE 2410). Our responsibilities are further described in the *Auditor's responsibilities for the review of the half-year financial report* section of our report. We are independent of the Group in accordance with the auditor independence requirements of the *Corporations Act 2001* and the ethical requirements of the Accounting Professional and Ethical Standards Board's APES 110 *Code of Ethics for Professional Accountants (including Independence Standards)* (the Code) that are relevant to our audit of the annual financial report in Australia. We have also fulfilled our other ethical responsibilities in accordance with the Code.

Note 10(a) of the financial report refers to the Group's Gilmore LNG Facility, Sengkang LNG Facility and Philippines LNG Hub Terminal assets under construction carried at \$50.5 million, \$606.0 million and \$195.1 million, respectively, as at 31 December 2022. Note 10(c) of the financial report refers to the Group's Indonesian oil and gas and exploration and evaluation assets carried at \$56.9 million and \$16.9 million, respectively, as at 31 December 2022. The Directors have performed assessments to determine the recoverable amounts of these assets and used the assessments to support their carrying amounts in the consolidated statement of financial position as at 31 December 2022. We were unable to obtain sufficient appropriate evidence to support certain assumptions used by the Directors in their impairment assessments for these assets as at 31 December 2022 because we have not been able to obtain reliable external evidence that would enable us to form a view regarding the appropriateness of the assumptions used in respect of completing the construction of and subsequently operating each of the aforementioned assets for the purposes of the respective value in use impairment tests that were performed.

Consequently, we were unable to determine whether any adjustments to the amounts recorded in respect of the Gilmore LNG Facility, Sengkang LNG Facility and Philippines LNG Hub Terminal assets under construction or the Indonesian oil and gas and exploration and evaluation assets are necessary.

Note 10(b) of the financial report also refers to the \$35.8 million impairment expense recognised in the half-year ending 31 December 2022 in respect of the Group's Gilmore and Eromanga gas projects. \$10.7 million of the impairment expense was recorded against the related assets under construction and \$25.1 million was recorded against the related exploration and evaluation assets. We were previously unable to determine whether any adjustments to the amounts recorded in respect of these assets as at 30 June 2022 were necessary. As a consequence, we are unable to determine whether any adjustments to the impairment expense recognised in the half-year ending 31 December 2022 are necessary to record some or all of this expense in prior periods.

Emphasis of matter - carrying value of Philippines Power Plant

Without further qualifying our conclusion, we draw attention to Note 10(a)(i) of the financial report which describes the key assumptions used for the purposes of the value in use impairment test of the Philippines Power Plant asset under construction. The directors have acknowledged that reasonably possible changes in the WESM electricity tariff, LNG feedstock price or discount rate assumptions from those adopted in the value in use impairment test would result in impairment.

Material uncertainty related to going concern

Without further qualifying our conclusion, we draw attention to Note 2(b) of the financial report which describes the principal conditions that raise doubt about the Group's ability to continue as a going concern. These conditions indicate the existence of a material uncertainty that may cast significant doubt concerning the Group's ability to continue as a going concern and therefore, the Group may be unable to realise its assets, complete its assets under construction and discharge its liabilities in the normal course of business and at the amounts stated in the financial report.

Directors' responsibilities for the half-year financial report

The directors of the Company are responsible for the preparation of the half-year financial report that gives a true and fair view in accordance with Australian Accounting Standards and the *Corporations Act 2001* and for such internal control as the directors determine is necessary to enable the preparation of the half-year financial report that gives a true and fair view and is free from material misstatement, whether due to fraud or error.

Auditor's responsibilities for the review of the half-year financial report

Our responsibility is to express a conclusion on the half-year financial report based on our review. ASRE 2410 requires us to conclude whether we have become aware of any matter that makes us believe that the half-year financial report is not in accordance with the *Corporations Act 2001* including giving a true and fair view of the Group's financial position as at 31 December 2022 and its performance for the half-year ended on that date, and complying with Accounting Standard AASB 134 *Interim Financial Reporting* and the *Corporations Regulations 2001*.

A review of a half-year financial report consists of making enquiries, primarily of persons responsible for financial and accounting matters, and applying analytical and other review procedures. A review is substantially less in scope than an audit conducted in accordance with Australian Auditing Standards and consequently does not enable us to obtain assurance that we would become aware of all significant matters that might be identified in an audit. Accordingly, we do not express an audit opinion.



The Ernst & Young logo is a stylized, handwritten-style script in dark blue, located below the EY logo.

Ernst & Young

A handwritten signature in dark blue ink, located below the Ernst & Young logo.

Scott Nichols
Partner
Sydney
31 May 2023