

## Monthly net tangible asset (NTA) backing per share and top 20 investments as at 31 May 2023

	Before Tax*	After Tax*
31 May 2023	\$3.10	\$3.12
30 April 2023	\$3.19	\$3.17

\* The before and after tax numbers relate to the provision for deferred tax on the unrealised gains or losses in the Company's investment portfolio. The Company is a long term investor and does not intend disposing of its total long term investment portfolio. Under current Accounting Standards, the Company is required to provide for tax on any gains that may arise on such a theoretical disposal, after the utilisation of any brought forward losses.

### Key facts

**Investment objectives:** Djerriwarrh aims to pay a higher level of fully franked dividend than is available from the S&P/ASX 200 and to provide capital growth over the medium to long term.

**Benchmark:** S&P/ASX 200 Accumulation Index.

**Size of portfolio:** \$901.0 million at 31 May 2023.

**Low Management cost:** 0.45 per cent, no additional fees.

**Investment style:** Long-term, fundamental, bottom-up, uses options to enhance income.

**Option coverage:** Normal range 30% to 40% – currently 27.7%.

**Suggested investment period:** Five years to 10 years or longer.

**Net asset backing:** released every month with top 20 investments.

**Listed on ASX:** code DJW.

### Key benefits

**Diversified portfolio** primarily of ASX-listed Australian equities.

**Options used** to generate additional income (predominantly call options – only exchange traded and over the counter options used).

**Tax-effective income** via enhanced fully franked dividends.

**Consistent after tax paid investment returns** achieved over the long term.

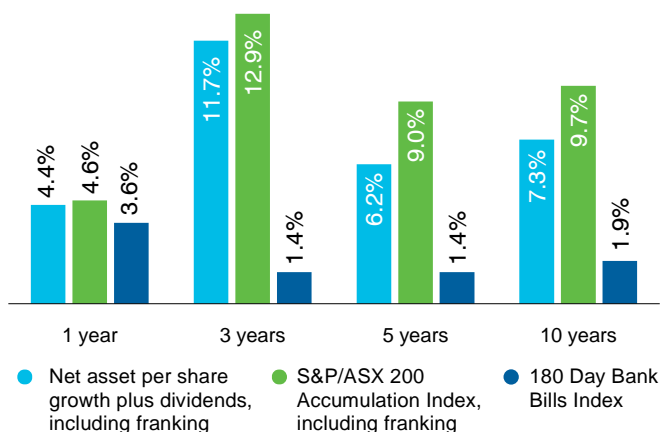
**Professional** management, experienced Board and investment team.

**Low-cost** investing when compared with similar funds.

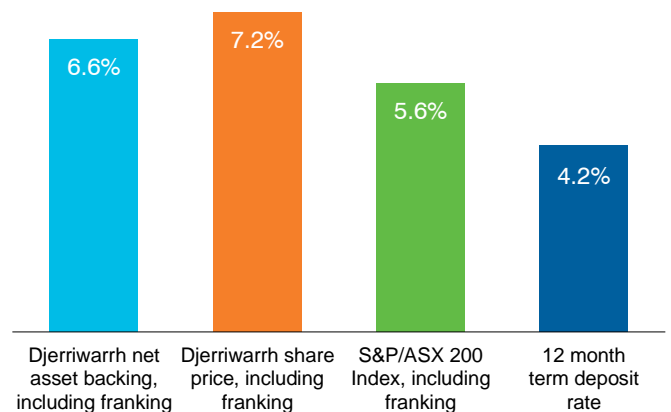
**Ease of investing**, transparent ASX pricing, good liquidity in shares.

**Shareholder meetings** on a regular basis.

### Portfolio performance percentage per annum-periods ending 31 May 2023\*



### Current Yield



\* Assumes an investor can take full advantage of the franking credits. Past performance is not indicative of future performance.

\* Assumes an investor can take full advantage of the franking credits. S&P/ASX 200 Index is the historic yield and 70 per cent franked. Figures for Djerriwarrh are based on the interim dividend and final dividend paid. In total 14.25 cents per share fully franked.

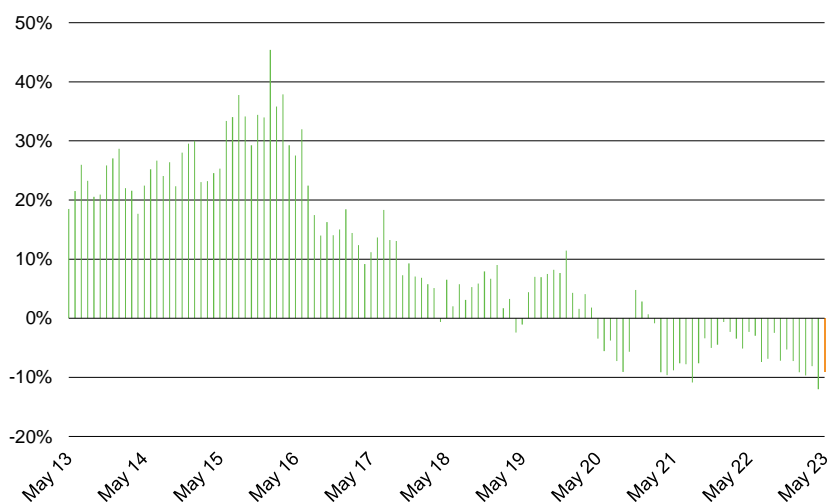
Release authorised by Matthew Rowe, Company Secretary  
Djerriwarrh Investments Limited (DJW) – ABN 38 006 862 693

Level 21, 101 Collins Street, Melbourne Victoria 3000  
(03) 9650 9911 | invest@djerrri.com.au | www.djerrri.com.au

**Share Registrar**  
Computershare Investor Services Pty Ltd  
investorcentre.com/au/contact

1300 653 915 (in Australia)  
+61 3 9415 4190 (outside Australia)

## Share price premium/discount to NTA



For more information visit  
our website: [djerri.com.au](http://djerri.com.au)

## Portfolio facts

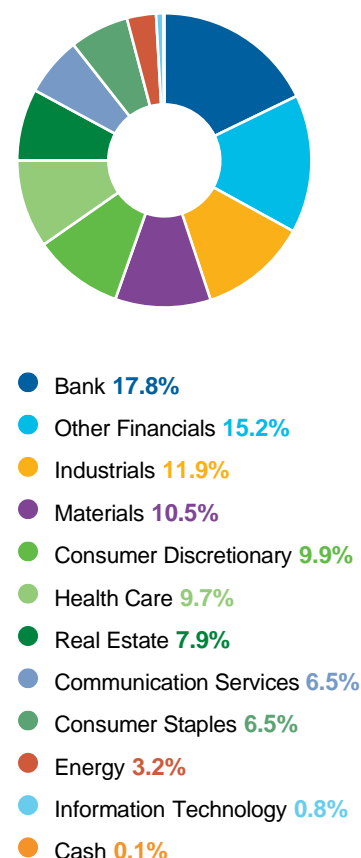
### Top 20 investments valued at closing prices at 31 May 2023

	Total Value \$million	% of Portfolio
1 BHP *	62.8	7.0%
2 CSL *	57.2	6.4%
3 Commonwealth Bank of Australia *	56.1	6.2%
4 Westpac Banking Corporation *	50.5	5.6%
5 Transurban Group *	48.7	5.4%
6 Macquarie Group *	46.4	5.2%
7 National Australia Bank *	43.0	4.8%
8 Wesfarmers *	39.6	4.4%
9 Woolworths Group *	31.6	3.5%
10 JB Hi-Fi *	28.6	3.2%
11 Coles Group *	26.7	3.0%
12 EQT Holdings	26.1	2.9%
13 Carsales.com *	22.3	2.5%
14 James Hardie Industries*	22.1	2.5%
15 ASX *	22.0	2.4%
16 Mirvac Group*	20.4	2.3%
17 Telstra Group *	19.9	2.2%
18 Woodside Energy Group *	18.7	2.1%
19 Goodman Group *	18.6	2.1%
20 Region Group *	17.9	2.0%
<b>Total</b>	<b>679.3</b>	

As percentage of total portfolio value (excludes cash) 75.4%

\* Indicates that options were outstanding against part of the holding.

### Investment by sector at 31 May 2023



## Important Information

This information has been prepared by Djerriwarrh Investments Limited (DJW)(ABN 38 006 862 693) and is provided by its related entity Australian Investment Company Services Limited, holder of Australian Financial Services Licence 303209 (Provider). To the extent that this information includes any financial product advice, the advice is of a general nature only and does not take into account any individual's objectives, financial situation or particular needs. Before making an investment decision an individual should assess whether it meets their own needs and consult an appropriately licensed financial adviser. The information contained in these materials have been prepared in good faith. However, no warranty (express or implied) is made as to the accuracy, completeness or reliability of any statements, estimates or opinions or other information contained in these materials (any of which may change without notice) and to the maximum extent permitted by law, the Disclosers disclaim all liability and responsibility (including, without limitation, any liability arising from fault or negligence on the part of any or all of the Disclosers) for any direct or indirect loss or damage which may be suffered by any recipient through relying on anything contained in or omitted from these materials. A copy of the relevant Financial Services Guide can be found on Djerriwarrh's website: [www.djerri.com.au](http://www.djerri.com.au)