

FORM 603

Corporations Act 2001

Section 671B

Notice of initial substantial holder**To: Company Name/Scheme: ARB CORPORATION LIMITED**ACN/ARSN: **006 708 756****1. Details of substantial holder**

Name: Commonwealth Bank of Australia ACN 123 123 124 (CBA) and its related bodies corporate listed in annexure A

The holder became a substantial holder on: **02/12/2016****2. Details of voting power**

The total number of votes attached to all the voting shares in the company or voting interests in the scheme that the substantial holder or an associate had a relevant interest in on the date the substantial holder became a substantial holder are as follows.

Class of securities	Number of securities	Person's votes	Voting power (%)
Fully Paid ordinary shares	2,188,266	2,188,266	2.76

For the Securities (if any) listed below see NOTE 1 at the end of this form

Class of securities	Number of securities	Person's votes	Voting power (%)
Fully Paid ordinary shares	1,789,493	1,789,493	2.25

Class of securities	Number of securities	Person's votes	Voting power (%)
GRAND TOTAL Fully paid ordinary shares	3,977,759	3,977,759	5.02

3. Details of relevant interests

The nature of the relevant interest the substantial holder or an associate had in the following voting securities on the date the substantial holder became a substantial holder are as follows:

Holder of relevant interest	Nature of relevant interest	Class and number of securities
CBA Markets Limited ACN 003 485 952	<p>Relevant interest under paragraph 608(1)(b) and/or 608(1)(c) of the Corporations Act 2001 (Cth), being a relevant interest arising as a result of having the power to control the exercise of the right to vote attached to securities and/or to control the exercise of the power to dispose of securities in a proprietary capacity (including as a result of underwriting activities). In addition, if any OTC derivatives, warrants or other securities (other than ordinary shares or ordinary units (as applicable)) are referred to below in this row, the relevant interest in respect of those securities arises under subsection 608(8) being an accelerated relevant interest held in the same capacity.</p> <p>Nature of relevant interest derived from; ordinary shares 20,769</p>	<p>20,769 Fully paid ordinary shares</p>
Avanteos Investments Limited ACN 096 259 979	<p>Relevant interest under paragraph 608(1)(a), 608(1)(b) and 608(1)(c) of the Corporations Act 2001 (Cth), being a relevant interest arising as a result of being the registered holder of the relevant securities in its capacity as a superannuation trustee. In addition, if any OTC derivatives, warrants or other securities (other than ordinary shares or ordinary units (as applicable)) are referred to below in this row, the relevant interest in respect of those securities arises under subsection 608(8) being an accelerated relevant interest held in the same capacity.</p> <p>Nature of relevant interest derived from; ordinary shares 19,441</p>	<p>19,441 Fully paid ordinary shares</p>
Colonial First State Investments Limited (Note 1) ACN 002 348 352	<p>Relevant interest under paragraph 608(1)(b) and/or 608(1)(c) of the Corporations Act 2001 (Cth), being a relevant interest arising from having the residual power to control the exercise of the right to vote attached to securities and/or to control the exercise of the power to dispose of securities in its capacity as a responsible entity of a managed investment scheme (which managed investment scheme is not managed by either Colonial First State Investments Limited or a related body corporate). In addition, if any OTC derivatives, warrants or other securities (other than ordinary shares or ordinary units (as applicable)) are referred to below in this row, the relevant interest in respect of those securities arises under subsection 608(8) being a residual accelerated relevant interest held in the same capacity. Colonial First State Investments Limited has authorised the manager of each such managed investment scheme to exercise the powers referred to in paragraph 608(1)(b) and/or 608(1)(c) of the Corporations Act 2001 (Cth) in relation to those securities managed by the manager to the exclusion of</p>	<p>1,789,493 Fully paid ordinary shares</p> <p>(including 1,152 borrowed from Citigroup Global Markets Limited (Agreement 1), see Annexure C)</p> <p>(including 77,672 borrowed from UBS AG (Agreement 1), see Annexure C)</p> <p>(including 89,528 borrowed from UBS AG (Agreement 2), see Annexure C)</p>

	<p>Colonial First State Investments Limited except for provisions allowing Colonial First State Investments Limited to terminate the agreement with the manager or to exercise those powers where the agreement is terminated.</p> <p>Nature of relevant interest derived from; ordinary shares 1,789,493</p>	
Commonwealth Bank Officers Superannuation Corporation Pty Limited ACN 074 519 798	<p>Relevant interest under paragraph 608(1)(b) and/or 608(1)(c) of the Corporations Act 2001 (Cth), being a relevant interest arising from having the power to control the exercise of the right to vote attached to securities and/or to control the exercise of the power to dispose of securities in its capacity as trustee for the Officers' Superannuation Fund. In addition, if any OTC derivatives, warrants or other securities (other than ordinary shares or ordinary units (as applicable)) are referred to below in this row, the relevant interest in respect of those securities arises under subsection 608(8) being an accelerated relevant interest held in the same capacity.</p> <p>Nature of relevant interest derived from; ordinary shares 308,475</p>	<p>308,475 Fully paid ordinary shares</p>
Realindex Investments Pty Limited ACN 133 312 017	<p>Relevant interest under paragraph 608(1)(b) and/or 608(1)(c) of the Corporations Act 2001 (Cth), being a relevant interest arising from having the power to control the exercise of the right to vote attached to securities and/or to control the exercise of the power to dispose of securities in its capacity as investment manager, as provided for under its investment mandates. In addition, if any OTC derivatives, warrants or other securities (other than ordinary shares or ordinary units (as applicable)) are referred to below in this row, the relevant interest in respect of those securities arises under subsection 608(8) being an accelerated relevant interest held in the same capacity.</p> <p>Nature of relevant interest derived from; ordinary shares 147,465</p>	<p>147,465 Fully paid ordinary shares</p>
Colonial First State Asset Management (Australia) Limited ACN 114 194 311	<p>Relevant interest under paragraph 608(1)(b) and/or 608(1)(c) of the Corporations Act 2001 (Cth), being a relevant interest arising from having the power to control the exercise of the right to vote attached to securities and/or to control the exercise of the power to dispose of securities in its capacity as investment manager (as provided for under its investment mandates). In addition, if any OTC derivatives, warrants or other securities (other than ordinary shares or ordinary units (as applicable)) are referred to below in this row, the relevant interest in respect of those securities arises under subsection 608(8) being an accelerated relevant interest held in the same capacity.</p> <p>Nature of relevant interest derived from; ordinary shares 1,692,116</p>	<p>1,692,116 Fully paid ordinary shares</p>

Colonial First State Investments Limited ACN 002 348 352	<p>Relevant interest under paragraph 608(1)(b) and/or 608(1)(c) of the Corporations Act 2001 (Cth), being a relevant interest arising from having the power to control the exercise of the right to vote attached to securities and/or to control the exercise of the power to dispose of securities in its capacity as a responsible entity of a managed investment scheme (which managed investment scheme is managed by Colonial First Statement Investments Limited or a related body corporate). In addition, if any OTC derivatives, warrants or other securities (other than ordinary shares or ordinary units (as applicable)) are referred to below in this row, the relevant interest in respect of those securities arises under subsection 608(8) being an accelerated relevant interest held in the same capacity.</p> <p>Nature of relevant interest derived from; ordinary shares 2,816,609</p>	<p>2,816,609 Fully paid ordinary shares</p> <p>(including 1,152 borrowed from Citigroup Global Markets Limited (Agreement 1), see Annexure C)</p> <p>(including 77,672 borrowed from UBS AG (Agreement 1), see Annexure C)</p> <p>(including 89,528 borrowed from UBS AG (Agreement 2), see Annexure C)</p>
Commonwealth Bank Officers Superannuation Corporation Pty Limited ACN 074 519 798	<p>Relevant interest under paragraph 608(1)(b) and/or 608(1)(c) of the Corporations Act 2001 (Cth), being a relevant interest arising from having the power to control the exercise of the right to vote attached to securities and/or to control the exercise of the power to dispose of securities in its capacity as trustee for the Officers' Superannuation Fund. In addition, if any OTC derivatives, warrants or other securities (other than ordinary shares or ordinary units (as applicable)) are referred to below in this row, the relevant interest in respect of those securities arises under subsection 608(8) being an accelerated relevant interest held in the same capacity.</p> <p>Nature of relevant interest derived from; ordinary shares 354,165</p>	<p>354,165 Fully paid ordinary shares</p>
ASB Group Investments Limited Company Number 533945	<p>Relevant interest under paragraph 608(1)(b) and/or 608(1)(c) of the Corporations Act 2001 (Cth), being a relevant interest arising from having the power to control the exercise of the right to vote attached to securities and/or to control the exercise of the power to dispose of securities in its capacity as investment manager, as provided for under its investment mandates, as a life company holding statutory funds and as the responsible entity or manager of a managed investment scheme. In addition, if any OTC derivatives, warrants or other securities (other than ordinary shares or ordinary units (as applicable)) are referred to below in this row, the relevant interest in respect of those securities arises under subsection 608(8) being an accelerated relevant interest held in the same capacity.</p> <p>Nature of relevant interest derived from; ordinary shares 25,022</p>	<p>25,022 Fully paid ordinary shares</p>
Colonial First State Investments Limited ACN 002 348 352	<p>Relevant interest under paragraph 608(1)(b) and/or 608(1)(c) of the Corporations Act 2001 (Cth), being a relevant interest arising from having the power to control the exercise of the right to vote attached to securities and/or to control the exercise of the power to dispose of</p>	<p>385,300 Fully paid ordinary shares</p>

	<p>securities in its capacity as a responsible entity of a managed investment scheme (which managed investment scheme is managed by Colonial First Statement Investments Limited or a related body corporate). In addition, if any OTC derivatives, warrants or other securities (other than ordinary shares or ordinary units (as applicable)) are referred to below in this row, the relevant interest in respect of those securities arises under subsection 608(8) being an accelerated relevant interest held in the same capacity.</p> <p>Nature of relevant interest derived from; ordinary shares 385,300</p>	
<p>Colonial First State Asset Management (Australia) Limited ACN 114 194 311</p>	<p>Relevant interest under paragraph 608(1)(b) and/or 608(1)(c) of the Corporations Act 2001 (Cth), being a relevant interest arising from having the power to control the exercise of the right to vote attached to securities and/or to control the exercise of the power to dispose of securities in its capacity as investment manager (as provided for under its investment mandates). In addition, if any OTC derivatives, warrants or other securities (other than ordinary shares or ordinary units (as applicable)) are referred to below in this row, the relevant interest in respect of those securities arises under subsection 608(8) being an accelerated relevant interest held in the same capacity.</p> <p>Nature of relevant interest derived from; ordinary shares 1,236,104</p>	<p>1,236,104 Fully paid ordinary shares</p>

4. Details of present registered holders

The persons registered as holders of the securities referred to in paragraph 3 above are as follows

Holder of relevant interest	Registered holder of securities	Person entitled to be registered as holder	Class and number of securities
CBA Markets Limited ACN 003 485 952	Share Direct Nominees Pty Limited		20,769 Fully paid ordinary shares
Avanteos Investments Limited ACN 096 259 979	Avanteos Investments Limited		19,441 Fully paid ordinary shares
Colonial First State Investments Limited (Note 1) ACN 002 348 352	Citicorp Nominees Pty Limited (Australia)		1,234,366 Fully paid ordinary shares
Colonial First State Investments Limited (Note 1) ACN 002 348 352	Northern Trust Company		15,887 Fully paid ordinary shares
Colonial First State Investments Limited (Note 1) ACN 002 348 352	UBS Nominees Pty Ltd		167,200 Fully paid ordinary shares
Colonial First State Investments Limited (Note 1) ACN 002 348 352	Citibank N A Hong Kong		372,040 Fully paid ordinary shares
Commonwealth Bank Officers Superannuation Corporation Pty Limited ACN 074 519 798	Citicorp Nominees Pty Limited (Australia)		18,355 Fully paid ordinary shares
Commonwealth Bank Officers Superannuation Corporation Pty Limited ACN 074 519 798	Citibank N A Hong Kong		290,120 Fully paid ordinary shares
Realindex Investments Pty Limited ACN 133 312 017	Citibank N A Hong Kong		147,465 Fully paid ordinary shares
Colonial First State Asset Management (Australia) Limited ACN 114 194 311	Citicorp Nominees Pty Limited (Australia)		771,156 Fully paid ordinary shares
Colonial First State Asset Management (Australia) Limited ACN 114 194 311	State Street Global Advisors (Australia) Limited		141,852 Fully paid ordinary shares
Colonial First State Asset Management (Australia) Limited ACN 114 194 311	Northern Trust Company		128,746 Fully paid ordinary shares
Colonial First State Asset Management (Australia) Limited ACN 114 194 311	Citibank N A London		65,601 Fully paid ordinary shares
Colonial First State Asset Management (Australia)	BNP Paribas Securities		83,948

Limited ACN 114 194 311			Fully paid ordinary shares
Colonial First State Asset Management (Australia) Limited ACN 114 194 311	The Bank of New York Mellon Corp		9,020 Fully paid ordinary shares
Colonial First State Asset Management (Australia) Limited ACN 114 194 311	Citibank N A Hong Kong		491,793 Fully paid ordinary shares

5. Consideration

The consideration paid for each relevant interest referred to in paragraph 3 above, and acquired in the four months prior to the day that the substantial holder became a substantial holder is as follows:

Holder of relevant interest	Date of acquisition	Consideration-Cash	Consideration-Non-Cash	Class and number of securities
See annexure B to this notice				

6. Associates

The reasons the persons named in paragraph 3 above are associates of the substantial holder are as follows:

Name and ACN/ARSN (if applicable)	Nature of association
ASB Group Investments Limited Company Number 533945	An indirect wholly-owned subsidiary, and therefore related body corporate, of Commonwealth Bank of Australia
Commonwealth Bank Officers Superannuation Corporation Pty Limited ACN 074 519 798	A direct wholly-owned subsidiary, and therefore related body corporate, of Commonwealth Bank of Australia
Colonial First State Asset Management (Australia) Limited ACN 114 194 311	An indirect wholly-owned subsidiary, and therefore related body corporate, of Commonwealth Bank of Australia
Colonial First State Investments Limited ACN 002 348 352	An indirect wholly-owned subsidiary, and therefore related body corporate, of Commonwealth Bank of Australia
Avanteos Investments Limited ACN 096 259 979	An indirect wholly-owned subsidiary, and therefore related body corporate, of Commonwealth Bank of Australia
Realindex Investments Pty Limited ACN 133 312 017	An indirect wholly-owned subsidiary, and therefore related body corporate, of Commonwealth Bank of Australia
Sovereign Services Limited ACN 969417	An indirect wholly-owned subsidiary, and therefore related body corporate, of Commonwealth Bank of Australia
CBA Markets Limited ACN 003 485 952	An indirect wholly-owned subsidiary, and therefore related body corporate, of Commonwealth Bank of Australia
The Colonial Mutual Life Assurance Society Limited ACN 004 021 809	An indirect wholly-owned subsidiary, and therefore related body corporate, of Commonwealth Bank of Australia

7. Addresses

The addresses of persons named in this form are as follows:

Name	Address
ASB Group Investments Limited Company Number 533945	Level 2, ASB North Wharf, 12 Jellicoe Street, Auckland, 1010 , New Zealand
Commonwealth Bank Officers Superannuation Corporation Pty Limited ACN 074 519 798	Level 11 Tower 1, 201 Sussex St Sydney NSW 2001
Colonial First State Asset Management (Australia) Limited ACN 114 194 311	Ground Floor Tower 1, 201 Sussex Street, Sydney, NSW, 2000, Australia
Colonial First State Investments Limited ACN 002 348 352	Ground Floor Tower 1, 201 Sussex Street, Sydney, NSW, 2000, Australia
Avanteos Investments Limited ACN 096 259 979	Ground Floor Tower 1, 201 Sussex Street, Sydney, NSW, 2000, Australia
Realindex Investments Pty Limited ACN 133 312 017	Ground Floor Tower 1, 201 Sussex Street, Sydney, NSW, 2000, Australia
Sovereign Services Limited ACN 969417	Level 2, ASB North Wharf, 12 Jellicoe Street, Auckland, 1010 , New Zealand
CBA Markets Limited ACN 003 485 952	Ground Floor Tower 1, 201 Sussex Street, Sydney, NSW, 2000, Australia
The Colonial Mutual Life Assurance Society Limited ACN 004 021 809	Ground Floor Tower 1, 201 Sussex Street, Sydney, NSW, 2000, Australia

8. Signature

NOTE 1--(This note is relevant to section 2,3,4 and 5)

The relevant interests in these securities:

- a) are/were held by Colonial First State Investments Limited (CFS) as responsible entity of the specified registered managed investment schemes and relate(d) to holdings in connection with the Colonial First State First Choice product range. Decisions to buy/sell those securities and exercise voting rights in relation to those securities are made by managers to whom CFS has outsourced those functions. By instrument dated 29 October 2001 the Australian Securities and Investments Commission ("ASIC") has granted certain relief to CFS and its related bodies corporate for these holdings from the applicable provisions of Chapter 6 of the Corporations Act in relation to the acquisition of or increase in voting power of such securities (the Manager Relief). These managers are not associates of, other than by virtue of an agreement in accordance with the terms of the Manager Relief, the Commonwealth Bank of Australia group; or
- b) are/were held by or for the benefit of specified index funds where the funds have an objective of maintaining a portfolio tracking error less than 0.5% per annum. ASIC has granted certain relief to CFS and its related bodies corporate for these holdings from the applicable provisions of Chapter 6 of the Corporations Act in relation to the acquisition of or increase in voting power of such securities.




Dated the 6 day of December 2016

Carla Collingwood-Company Secretary

Annexure A

This is annexure A referred to in Form 603, Notice of initial substantial holder dated **02/12/2016**



Carla Collingwood

Company Secretary

Dated the 6 December 2016

SCHEDULE

AEGIS CORRECTIONAL PARTNERSHIP PTY LTD	CBA A320 6749 PTY LIMITED
AEGIS LIMITED	CBA A320 AIRCRAFT NO1 PTY LTD
AHL HOLDINGS PTY LIMITED	CBA A330 1427 Pty Ltd
ALTONA V6 PTY LIMITED	CBA A330 1453 PTY LIMITED
ASB BANK LIMITED	CBA AIR A320 2714 PTY LIMITED
ASB CAPITAL LIMITED (NZX-ASBPA)	CBA AIR PTY LTD
ASB CAPITAL NO.2 LIMITED (NZX-ASBPB)	CBA ASSET FINANCE (NZ) LIMITED
ASB FINANCE LIMITED	CBA ASSET HOLDINGS (NZ) LIMITED
ASB FUNDING LIMITED	CBA B377 37091 PTY LTD
ASB GROUP (LIFE) LIMITED	CBA B738 39822 PTY LIMITED
ASB GROUP INVESTMENTS LIMITED	CBA B773 60333 PTY LIMITED
ASB HOLDINGS LIMITED	CBA CAPITAL AUSTRALIA PTY LIMITED
ASB MANAGEMENT SERVICES LIMITED	CBA CAPITAL HOLDINGS INC.
ASB NOMINEES LIMITED	CBA CAPITAL TRUST I
ASB SECURITIES LIMITED	CBA CAPITAL TRUST II
ASKLEPIOS LIMITED	CBA CORPORATE SERVICES (NSW) PTY LIMITED
ASPIRE SCHOOLS FINANCING (QLD) PTY LIMITED	CBA CORPORATE SERVICES (VIC) PTY LIMITED
ASPIRE SCHOOLS HOLDINGS (QLD) PTY LIMITED	CBA EUROPE LIMITED
AUSIEX NOMINEES PTY LIMITED	CBA FUNDING (NZ) LIMITED
AUSTRALIAN INVESTMENT EXCHANGE LIMITED	CBA FUNDING HOLDINGS PTY LTD
AVANTEOS INVESTMENTS LIMITED	CBA FUNDING TRUST I
AVANTEOS PTY LTD	CBA INTERNATIONAL FINANCE PTY. LIMITED
BANK OF HANGZHOU CO. LTD	CBA INTERNATIONAL FINANCIAL SERVICES
BANKWEST FOUNDATION LIMITED	LIMITED (formerly known as COMMBANK
BDELTA VESSEL NO 1 PTY LTD	MANAGEMENT CONSULTING (ASIA) COMPANY
BDELTA VESSEL NO 2 PTY LTD	LIMITED)
BDELTA VESSEL NO 3 PTY LTD	CBA INVESTMENTS (NO.4) LIMITED
BDELTA VESSEL NO 4 PTY LTD	CBA MARKETS LIMITED
BOCOMMLIFE INSURANCE COMPANY LIMITED	CBA MTE RAIL COMPANY PTY LIMITED
BOND INVESTMENTS NO 1 LIMITED	CBA NZ HOLDING LIMITED
BOND INVESTMENTS UK LIMITED	CBA RAIL & TRAM COMPANY PTY LIMITED
BW FINANCIAL ADVICE LIMITED	CBA ROLLING STOCK COMPANY NO.1 PTY
BW SECURITISATION MANAGEMENT PTY LTD	LIMITED
BWA GROUP SERVICES PTY LTD	CBA SA HOLDINGS PROPRIETARY LIMITED
BWA INTELLECTUAL PROPERTY HOLDINGS	CBA SERVICES SINGAPORE PTE LTD
LIMITED	CBA SPECIALISED FINANCING PTY LIMITED
CAPITAL 121 PTY LIMITED	CBA STAFF COMMUNITY FUND LIMITED
CARDS NZ LIMITED	CBA USD FUNDING LIMITED
CBA (EUROPE) FINANCE LTD (IN LIQUIDATION)	CBA USD INVESTMENTS PTY LIMITED
CBA A319 4624 PTY LIMITED	CBFC LEASING PTY. LIMITED
CBA A319 4635 PTY LIMITED	CBFC LIMITED
CBA A320 4077 PTY LTD	CFSPAI EUROPE CO LIMITED (formerly known as
CBA A320 4948 PTY LIMITED	CFSPAI MALTA CO LIMITED)
CBA A320 5156 PTY LIMITED	CFSPAI EUROPE HOLDCO LIMITED (formerly known
CBA A320 5249 PTY LTD	as CFSPAI MALTA HOLDCO LIMITED)
CBA A320 5289 PTY LTD	CHRISTMAS BREAK PTY LTD
CBA A320 5638 PTY LTD	CHULLORA EQUITY INVESTMENT (NO 1) PTY


LIMITED	(YONGCHENG) COUNTY BANK CO. LTD
CHULLORA EQUITY INVESTMENT (NO 2) PTY LIMITED	COMMONWEALTH BANK OF AUSTRALIA
CHULLORA EQUITY INVESTMENT (NO 3) PTY LIMITED	(YONGNIAN) COUNTY BANK CO. LTD
CIPL ARARAT PTY LTD	COMMONWEALTH BANK OFFICERS
CIPL SA SCHOOLS PTY LTD	SUPERANNUATION CORPORATION PTY LIMITED
CISL (NO.1) PTY LIMITED	Commonwealth Custodial Services Pty Ltd
CM-SOMERTON PTY. LTD.	COMMONWEALTH DEVELOPMENT BANK OF AUSTRALIA PTY LIMITED
CMG ASIA LIFE HOLDINGS LIMITED	COMMONWEALTH FINANCIAL PLANNING LIMITED
CMG ASIA PTY LTD	COMMONWEALTH INSURANCE HOLDINGS LIMITED
COLLATERAL LEASING PTY LTD	COMMONWEALTH INSURANCE LIMITED
COLONIAL FIRST STATE ASSET MANAGEMENT (AUSTRALIA) LIMITED	COMMONWEALTH INVESTMENTS PTY LIMITED
COLONIAL FIRST STATE GROUP LIMITED	COMMONWEALTH PRIVATE LIMITED
COLONIAL FIRST STATE INFRASTRUCTURE HOLDINGS LIMITED	COMMONWEALTH SECURITIES LIMITED
COLONIAL FIRST STATE INFRASTRUCTURE MANAGERS (AUSTRALIA) PTY LTD	COMMWEALTH INTERNATIONAL HOLDINGS PTY LIMITED
COLONIAL FIRST STATE INVESTMENTS LIMITED	COMSEC NOMINEES PTY LIMITED
COLONIAL FIRST STATE MANAGED INFRASTRUCTURE LIMITED	CORE EQUITY SERVICES NOMINEES PTY LIMITED
COLONIAL HOLDING COMPANY LIMITED	COUNT FINANCIAL LIMITED
COLONIAL MUTUAL SUPERANNUATION PTY. LTD.	CRYSTAL AVENUE PTY LIMITED
COLONIAL SERVICES PTY LIMITED	CTB AUSTRALIA LIMITED
COMMBANK EUROPE LIMITED	ELLAS CONTAINER SHIP COMPANY 1 PTY LIMITED
COMMBANK MANAGEMENT CONSULTING (SHANGHAI) COMPANY LIMITED	ELLAS CONTAINER SHIP COMPANY 2 PTY LIMITED
COMMFOUNDATION PTY LIMITED	EMERALD HOLDING COMPANY PTY LIMITED
COMMONWEALTH AUSTRALIA SECURITIES LLC	EQUIGROUP HOLDINGS PTY LIMITED
COMMONWEALTH BANK OF AUSTRALIA	FINANCIAL WISDOM LIMITED
COMMONWEALTH BANK OF AUSTRALIA (CHENG'AN) COUNTY BANK CO. LTD.	FINCONNECT (AUSTRALIA) PTY LTD
COMMONWEALTH BANK OF AUSTRALIA (CIXIAN) COUNTY BANK CO. LTD	FIRST STATE CINDA FUND MANAGEMENT COMPANY LIMITED
COMMONWEALTH BANK OF AUSTRALIA (DENGFENG) COUNTY BANK CO. LTD	First State European Diversified Infrastructure Sarl
COMMONWEALTH BANK OF AUSTRALIA (HANDANXIAN) COUNTY BANK CO. LTD.	First State Funds Plc
COMMONWEALTH BANK OF AUSTRALIA (JIYUAN) COUNTY BANK CO. LTD	First State Global Umbrella Fund Public Limited Company
COMMONWEALTH BANK OF AUSTRALIA (LANKAO) COUNTY BANK CO. LTD	FIRST STATE INFRASTRUCTURE MANAGERS (INTERNATIONAL) LIMITED
COMMONWEALTH BANK OF AUSTRALIA (LUANCHENG) COUNTY BANK CO. LTD	First State Investment Management (UK) Limited
COMMONWEALTH BANK OF AUSTRALIA (MIANCHI) COUNTY BANK CO. LTD	FIRST STATE INVESTMENT MANAGERS (ASIA) LIMITED
COMMONWEALTH BANK OF AUSTRALIA (SHEXIAN) COUNTY BANK CO. LTD	First State Investment Services (UK) Limited
COMMONWEALTH BANK OF AUSTRALIA (UK) STAFF BENEFITS SCHEME TRUSTEE COMPANY LIMITED	FIRST STATE INVESTMENTS (HONG KONG) LIMITED
COMMONWEALTH BANK OF AUSTRALIA (WEIXIAN) COUNTY BANK CO. LTD.	FIRST STATE INVESTMENTS (JAPAN) LIMITED
COMMONWEALTH BANK OF AUSTRALIA (WENXIAN) COUNTY BANK CO. LTD	FIRST STATE INVESTMENTS (NZ) LIMITED
COMMONWEALTH BANK OF AUSTRALIA (XINJI) COUNTY BANK CO. LTD	FIRST STATE INVESTMENTS (SINGAPORE)
COMMONWEALTH BANK OF AUSTRALIA (YICHUAN) COUNTY BANK CO. LTD	First State Investments (UK Holdings) Limited
COMMONWEALTH BANK OF AUSTRALIA	First State Investments (UK) Limited
	FIRST STATE INVESTMENTS (US) LLC
	First State Investments Fund Management Sarl
	First State Investments GIP Management Sarl
	FIRST STATE INVESTMENTS HOLDINGS (SINGAPORE) LIMITED
	First State Investments ICVC
	First State Investments International Inc
	First State Investments International Limited
	FIRST STATE NOMINEES (HONG KONG) LIMITED
	FSIB LTD (formerly known as FIRST STATE INVESTMENTS (BERMUDA) LIMITED)
	FSIC Limited (formerly known as First State Investments (Cayman) Limited)
	GT USD FUNDING PTY LIMITED
	HAZELWOOD INVESTMENT COMPANY PTY

LIMITED
 HOMEPATH PTY LIMITED
 INVERLOCH LEASING PTY LIMITED
 INVESTMENT CUSTODIAL SERVICES LIMITED
 INVESTORWEB.COM. PTY LIMITED
 IWL BROKING SOLUTIONS PTY LIMITED
 IWL PTY LIMITED
 JACQUES MARTIN ADMINISTRATION AND
 CONSULTING PTY LTD
 JACQUES MARTIN PTY. LTD.
 LOFT NO 1 PTY LIMITED
 LOFT NO 2 PTY LIMITED
 LOFT NO.3 PTY LIMITED
 MIS FUNDING NO.1 PTY LIMITED
 MORTGAGE HOLDING TRUST COMPANY LIMITED
 MTE DEBT VEHICLE PTY LTD
 MTE LESSOR 1 PTY LTD
 MTE LESSOR 2 PTY LTD
 MTE LESSOR 3 PTY LTD
 MTE LESSOR 4 PTY LTD
 MTE LESSOR 5 PTY LTD
 MTE NOMINEE PARTNER PTY LTD
 NETSHARE NOMINEES PTY LTD
 NEWPORT LIMITED
 NEWSHELF 1314 (PTY) LTD
 NEWSHELF 1315 (PTY) LTD
 NIMITZ NOMINEES PTY LIMITED
 ORE & OVERBURDEN PTY LIMITED
 PREFERRED CAPITAL PTY LIMITED
 PREMIUM ALTERNATIVE INVESTMENTS PTY
 LIMITED
 PREMIUM CUSTODY SERVICES PTY LTD
 PREMIUM PLANTATIONS PTY LIMITED
 PREMIUM PLANTATIONS SERVICES PTY LTD
 PT BANK COMMONWEALTH
 PT COMMONWEALTH LIFE
 PT FIRST STATE INVESTMENTS INDONESIA
 QILU BANK CO. LTD.
 REALINDEX INVESTMENTS PTY LIMITED
 RELIANCE ACHIEVER PTY LIMITED
 RESIDENTIAL MORTGAGE GROUP PTY LTD
 ROCK & RUBBLE (DEBT VEHICLE) PTY LIMITED
 ROCK & RUBBLE (EXISTING) PTY LIMITED
 ROCK & RUBBLE (NEW) PTY LIMITED
 SAF MINING NO.2 PTY LIMITED
 SAF Mining No1 Pty Limited
 SAFE NO1 PTY LTD
 SAFE NO19 PTY LIMITED
 SAFE NO2 PTY LTD
 SAFE NO3 PTY LTD
 SAFE NO4 PTY LIMITED
 SAFE NO9 PTY LIMITED
 SAFE USD HOLDINGS PTY LTD
 SBN NOMINEES PTY. LIMITED
 SECURITISATION ADVISORY SERVICES PTY.
 LIMITED

SECURITISATION MANAGEMENT SERVICES
 LIMITED
 SECURITY HOLDING INVESTMENT ENTITY LINKING
 DEALS LIMITED
 SENBARY PTY LIMITED
 SHARE DIRECT NOMINEES PTY LIMITED
 SHARE INVESTMENTS PTY LIMITED
 SI Holdings Limited
 SIF RAILWAY NO.1 PTY LIMITED (IN LIQUIDATION)
 SIF RAILWAY NO.2 PTY LIMITED (IN LIQUIDATION)
 SOVEREIGN ASSURANCE COMPANY LIMITED
 SOVEREIGN SERVICES LIMITED
 SOVEREIGN SUPERANNUATION FUNDS LIMITED
 SOVEREIGN SUPERANNUATION TRUSTEES
 LIMITED
 ST ANDREW'S AUSTRALIA PTY LTD
 STATE NOMINEES LTD
 SWAN SECURITISATION FINANCE PTY LIMITED (IN
 LIQUIDATION)
 SWAN SECURITISATION INVESTMENTS PTY LTD
 (IN LIQUIDATION)
 T.W. CUSTODIANS LIMITED
 TANKSTREAM RAIL (BY - 1) PTY LIMITED
 TANKSTREAM RAIL (BY - 2) PTY LIMITED
 TANKSTREAM RAIL (BY - 3) PTY LIMITED
 TANKSTREAM RAIL (BY - 4) PTY LIMITED
 TANKSTREAM RAIL (SW - 1) PTY LIMITED
 TANKSTREAM RAIL (SW - 2) PTY LIMITED
 TANKSTREAM RAIL (SW - 3) PTY LIMITED
 TANKSTREAM RAIL (SW - 4) PTY LIMITED
 TANKSTREAM RAIL (VICTORIA) PTY LIMITED
 THE COLONIAL MUTUAL LIFE ASSURANCE
 SOCIETY LIMITED
 TOTAL KEEN INVESTMENT LIMITED
 TYME CAPITAL PROPRIETARY LIMITED
 TYME INFIELD PROPRIETARY LIMITED (formerly
 know as EDGE FIELD MARKETING PROPRIETARY
 LTD)
 TYME INTELLECTUAL PROPERTIES PROPRIETARY
 LIMITED
 TYME INVESTMENTS PROPRIETARY LIMITED
 TYME TECHNICAL SOLUTIONS PROPRIETARY
 LIMITED
 VATOSCAN PROPRIETARY LIMITED
 VH-VZF PTY LTD
 VH-VZG PTY LTD
 VH-VZH PTY LTD
 VIETNAM INTERNATIONAL BANK (VIETNAM
 INTERNATIONAL COMMERCIAL JOINT STOCK
 BANK)
 VIPRO PTY LIMITED
 WESTSIDE PROPERTIES LIMITED

Annexure B

This is annexure B referred to in Form 603, Notice of initial substantial holder dated **02/12/2016**



Carla Collingwood

Company Secretary

Dated the 6 December 2016

Colonial First State Asset Management (Australia) Limited ACN 114 194 311

Holder of relevant interest	Date of acquisition	Consideration Cash	Consideration Non-Cash	Class and number of securities
Colonial First State Asset Management (Australia) Limited ACN 114 194 311	Tuesday, 13 September 2016	208,051.20		12,384 Ordinary shares
Colonial First State Asset Management (Australia) Limited ACN 114 194 311	Wednesday, 14 September 2016	231,651.17		13,801 Ordinary shares
Colonial First State Asset Management (Australia) Limited ACN 114 194 311	Thursday, 15 September 2016	5,891.68		347 Ordinary shares
Colonial First State Asset Management (Australia) Limited ACN 114 194 311	Thursday, 15 September 2016	102,958.22		6,066 Ordinary shares
Colonial First State Asset Management (Australia) Limited ACN 114 194 311	Thursday, 15 September 2016	286,482.69		16,930 Ordinary shares
Colonial First State Asset Management (Australia) Limited ACN 114 194 311	Monday, 19 September 2016	76,322.00		4,434 Ordinary shares
Colonial First State Asset Management (Australia) Limited ACN 114 194 311	Tuesday, 20 September 2016	326,364.52		18,508 Ordinary shares
Colonial First State Asset Management (Australia) Limited ACN 114 194 311	Wednesday, 21 September 2016	180,445.72		10,030 Ordinary shares
Colonial First State Asset Management (Australia) Limited ACN	Wednesday, 28 September 2016	267,613.26		14,697 Ordinary shares

114 194 311				
Colonial First State Asset Management (Australia) Limited ACN 114 194 311	Thursday, 29 September 2016	222,908.47		12,104 Ordinary shares
Colonial First State Asset Management (Australia) Limited ACN 114 194 311	Thursday, 29 September 2016	149,758.38		8,131 Ordinary shares
Colonial First State Asset Management (Australia) Limited ACN 114 194 311	Thursday, 3 November 2016	341,568.81		20,569 Ordinary shares
Colonial First State Asset Management (Australia) Limited ACN 114 194 311	Friday, 4 November 2016	23,569.81		1,439 Ordinary shares
Colonial First State Asset Management (Australia) Limited ACN 114 194 311	Wednesday, 30 November 2016	87,204.24		5,158 Ordinary shares
Colonial First State Asset Management (Australia) Limited ACN 114 194 311	Thursday, 1 December 2016	289.00		17 Ordinary shares
Colonial First State Asset Management (Australia) Limited ACN 114 194 311	Friday, 2 December 2016	207,897.59		12,132 Ordinary shares
Colonial First State Asset Management (Australia) Limited ACN 114 194 311	Monday, 8 August 2016	107,459.59		6,077 Ordinary shares
Colonial First State Asset Management (Australia) Limited ACN 114 194 311	Tuesday, 23 August 2016	82,930.26		4,676 Ordinary shares
Colonial First State Asset Management (Australia) Limited ACN 114 194 311	Tuesday, 13 September 2016	88,166.40		5,248 Ordinary shares
Colonial First State Asset Management (Australia) Limited ACN 114 194 311	Wednesday, 14 September 2016	98,176.05		5,849 Ordinary shares
Colonial First State Asset Management	Thursday, 15 September	1,290.40		76 Ordinary shares

(Australia) Limited ACN 114 194 311	2016			
Colonial First State Asset Management (Australia) Limited ACN 114 194 311	Thursday, 15 September 2016	121,395.56		7,174 Ordinary shares
Colonial First State Asset Management (Australia) Limited ACN 114 194 311	Thursday, 15 September 2016	36,712.60		2,163 Ordinary shares
Colonial First State Asset Management (Australia) Limited ACN 114 194 311	Monday, 19 September 2016	27,230.81		1,582 Ordinary shares
Colonial First State Asset Management (Australia) Limited ACN 114 194 311	Tuesday, 20 September 2016	116,400.05		6,601 Ordinary shares
Colonial First State Asset Management (Australia) Limited ACN 114 194 311	Wednesday, 21 September 2016	64,370.37		3,578 Ordinary shares
Colonial First State Asset Management (Australia) Limited ACN 114 194 311	Wednesday, 28 September 2016	62,601.51		3,438 Ordinary shares
Colonial First State Asset Management (Australia) Limited ACN 114 194 311	Thursday, 29 September 2016	52,135.98		2,831 Ordinary shares
Colonial First State Asset Management (Australia) Limited ACN 114 194 311	Thursday, 3 November 2016	101,977.45		6,141 Ordinary shares
Colonial First State Asset Management (Australia) Limited ACN 114 194 311	Friday, 4 November 2016	6,797.41		415 Ordinary shares
Colonial First State Asset Management (Australia) Limited ACN 114 194 311	Wednesday, 30 November 2016	19,138.27		1,132 Ordinary shares
Colonial First State Asset Management (Australia) Limited ACN 114 194 311	Thursday, 1 December 2016	68.00		4 Ordinary shares

Colonial First State Asset Management (Australia) Limited ACN 114 194 311	Friday, 2 December 2016	45,599.69		2,661 Ordinary shares
Colonial First State Asset Management (Australia) Limited ACN 114 194 311	Monday, 29 August 2016	85,471.34		4,959 Ordinary shares
Colonial First State Asset Management (Australia) Limited ACN 114 194 311	Tuesday, 13 September 2016	42,201.60		2,512 Ordinary shares
Colonial First State Asset Management (Australia) Limited ACN 114 194 311	Wednesday, 14 September 2016	46,998.28		2,800 Ordinary shares
Colonial First State Asset Management (Australia) Limited ACN 114 194 311	Thursday, 15 September 2016	58,108.77		3,434 Ordinary shares
Colonial First State Asset Management (Australia) Limited ACN 114 194 311	Thursday, 15 September 2016	14,019.70		826 Ordinary shares
Colonial First State Asset Management (Australia) Limited ACN 114 194 311	Monday, 19 September 2016	10,396.59		604 Ordinary shares
Colonial First State Asset Management (Australia) Limited ACN 114 194 311	Tuesday, 20 September 2016	44,436.92		2,520 Ordinary shares
Colonial First State Asset Management (Australia) Limited ACN 114 194 311	Wednesday, 21 September 2016	24,557.17		1,365 Ordinary shares
Colonial First State Asset Management (Australia) Limited ACN 114 194 311	Wednesday, 28 September 2016	65,696.99		3,608 Ordinary shares
Colonial First State Asset Management (Australia) Limited ACN 114 194 311	Thursday, 29 September 2016	54,714.23		2,971 Ordinary shares
Colonial First State Asset Management (Australia) Limited ACN	Tuesday, 11 October 2016	85,741.54		4,758 Ordinary shares

114 194 311				
Colonial First State Asset Management (Australia) Limited ACN 114 194 311	Tuesday, 11 October 2016	40,263.38		2,234 Ordinary shares
Colonial First State Asset Management (Australia) Limited ACN 114 194 311	Friday, 14 October 2016	116,964.90		6,493 Ordinary shares
Colonial First State Asset Management (Australia) Limited ACN 114 194 311	Thursday, 3 November 2016	30,538.43		1,839 Ordinary shares
Colonial First State Asset Management (Australia) Limited ACN 114 194 311	Wednesday, 30 November 2016	22,942.26		1,357 Ordinary shares
Colonial First State Asset Management (Australia) Limited ACN 114 194 311	Thursday, 1 December 2016	85.00		5 Ordinary shares
Colonial First State Asset Management (Australia) Limited ACN 114 194 311	Friday, 2 December 2016	54,716.21		3,193 Ordinary shares
Colonial First State Asset Management (Australia) Limited ACN 114 194 311	Thursday, 20 October 2016	1,505,702.52		84,924 Ordinary shares
Colonial First State Asset Management (Australia) Limited ACN 114 194 311	Tuesday, 2 August 2016	9,535.37		533 Ordinary shares
Colonial First State Asset Management (Australia) Limited ACN 114 194 311	Thursday, 1 September 2016	16,431.69		957 Ordinary shares
Colonial First State Asset Management (Australia) Limited ACN 114 194 311	Friday, 18 November 2016	63,700.25		3,803 Ordinary shares
Colonial First State Asset Management (Australia) Limited ACN 114 194 311	Thursday, 24 November 2016	42,444.50		2,534 Ordinary shares
Colonial First State Asset Management	Thursday, 1 December	23,476.50		1,350 Ordinary shares

(Australia) Limited ACN 114 194 311	2016			
Colonial First State Asset Management (Australia) Limited ACN 114 194 311	Thursday, 20 October 2016	810,083.70		45,690 Ordinary shares
Colonial First State Asset Management (Australia) Limited ACN 114 194 311	Tuesday, 20 September 2016	261,216.31		14,738 Ordinary shares
Colonial First State Asset Management (Australia) Limited ACN 114 194 311	Thursday, 22 September 2016	172,374.69		9,565 Ordinary shares
Colonial First State Asset Management (Australia) Limited ACN 114 194 311	Friday, 23 September 2016	174,638.52		9,666 Ordinary shares
Colonial First State Asset Management (Australia) Limited ACN 114 194 311	Tuesday, 27 September 2016	169,758.48		9,487 Ordinary shares
Colonial First State Asset Management (Australia) Limited ACN 114 194 311	Wednesday, 28 September 2016	20,011.36		1,099 Ordinary shares
Colonial First State Asset Management (Australia) Limited ACN 114 194 311	Thursday, 29 September 2016	202,871.76		11,016 Ordinary shares
Colonial First State Asset Management (Australia) Limited ACN 114 194 311	Tuesday, 4 October 2016	226,602.08		12,376 Ordinary shares
Colonial First State Asset Management (Australia) Limited ACN 114 194 311	Thursday, 6 October 2016	224,471.95		12,358 Ordinary shares
Colonial First State Asset Management (Australia) Limited ACN 114 194 311	Tuesday, 11 October 2016	46,366.75		2,573 Ordinary shares
Colonial First State Asset Management (Australia) Limited ACN 114 194 311	Tuesday, 11 October 2016	21,771.78		1,208 Ordinary shares

Colonial First State Asset Management (Australia) Limited ACN 114 194 311	Friday, 14 October 2016	65,336.78		3,627 Ordinary shares
Colonial First State Asset Management (Australia) Limited ACN 114 194 311	Monday, 17 October 2016	203,050.90		11,446 Ordinary shares
Colonial First State Asset Management (Australia) Limited ACN 114 194 311	Wednesday, 19 October 2016	200,055.10		11,350 Ordinary shares
Colonial First State Asset Management (Australia) Limited ACN 114 194 311	Tuesday, 25 October 2016	249,538.43		13,934 Ordinary shares
Colonial First State Asset Management (Australia) Limited ACN 114 194 311	Thursday, 27 October 2016	288,766.67		16,718 Ordinary shares
Colonial First State Asset Management (Australia) Limited ACN 114 194 311	Monday, 31 October 2016	206,310.46		12,095 Ordinary shares
Colonial First State Asset Management (Australia) Limited ACN 114 194 311	Wednesday, 2 November 2016	203,716.42		12,235 Ordinary shares
Colonial First State Asset Management (Australia) Limited ACN 114 194 311	Thursday, 3 November 2016	40,601.67		2,445 Ordinary shares
Colonial First State Asset Management (Australia) Limited ACN 114 194 311	Monday, 7 November 2016	103,855.84		6,238 Ordinary shares
Colonial First State Asset Management (Australia) Limited ACN 114 194 311	Thursday, 17 November 2016	71,990.44		4,343 Ordinary shares
Colonial First State Asset Management (Australia) Limited ACN 114 194 311	Wednesday, 30 November 2016	37,769.34		2,234 Ordinary shares
Colonial First State Asset Management (Australia) Limited ACN	Thursday, 1 December 2016	119.00		7 Ordinary shares

114 194 311				
Colonial First State Asset Management (Australia) Limited ACN 114 194 311	Friday, 2 December 2016	90,034.12		5,254 Ordinary shares
Colonial First State Asset Management (Australia) Limited ACN 114 194 311	Tuesday, 13 September 2016	43,747.20		2,604 Ordinary shares
Colonial First State Asset Management (Australia) Limited ACN 114 194 311	Wednesday, 14 September 2016	48,693.58		2,901 Ordinary shares
Colonial First State Asset Management (Australia) Limited ACN 114 194 311	Thursday, 15 September 2016	2,275.17		134 Ordinary shares
Colonial First State Asset Management (Australia) Limited ACN 114 194 311	Thursday, 15 September 2016	60,240.90		3,560 Ordinary shares
Colonial First State Asset Management (Australia) Limited ACN 114 194 311	Thursday, 15 September 2016	27,581.13		1,625 Ordinary shares
Colonial First State Asset Management (Australia) Limited ACN 114 194 311	Monday, 19 September 2016	20,448.93		1,188 Ordinary shares
Colonial First State Asset Management (Australia) Limited ACN 114 194 311	Tuesday, 20 September 2016	87,427.88		4,958 Ordinary shares
Colonial First State Asset Management (Australia) Limited ACN 114 194 311	Wednesday, 21 September 2016	48,340.74		2,687 Ordinary shares
Colonial First State Asset Management (Australia) Limited ACN 114 194 311	Wednesday, 28 September 2016	49,454.83		2,716 Ordinary shares
Colonial First State Asset Management (Australia) Limited ACN 114 194 311	Thursday, 29 September 2016	41,178.40		2,236 Ordinary shares
Colonial First State Asset Management	Thursday, 3 November	121,638.95		7,325 Ordinary shares

(Australia) Limited ACN 114 194 311	2016			
Colonial First State Asset Management (Australia) Limited ACN 114 194 311	Friday, 4 November 2016	7,370.69		450 Ordinary shares
Colonial First State Asset Management (Australia) Limited ACN 114 194 311	Thursday, 10 November 2016	198,103.92		11,681 Ordinary shares
Colonial First State Asset Management (Australia) Limited ACN 114 194 311	Tuesday, 15 November 2016	211,219.30		12,635 Ordinary shares
Colonial First State Asset Management (Australia) Limited ACN 114 194 311	Thursday, 17 November 2016	193,709.47		11,686 Ordinary shares
Colonial First State Asset Management (Australia) Limited ACN 114 194 311	Tuesday, 22 November 2016	220,789.94		13,243 Ordinary shares
Colonial First State Asset Management (Australia) Limited ACN 114 194 311	Thursday, 24 November 2016	173,736.69		10,279 Ordinary shares
Colonial First State Asset Management (Australia) Limited ACN 114 194 311	Wednesday, 30 November 2016	34,100.61		2,017 Ordinary shares
Colonial First State Asset Management (Australia) Limited ACN 114 194 311	Thursday, 1 December 2016	119.00		7 Ordinary shares
Colonial First State Asset Management (Australia) Limited ACN 114 194 311	Friday, 2 December 2016	81,294.61		4,744 Ordinary shares
Colonial First State Asset Management (Australia) Limited ACN 114 194 311	Friday, 12 August 2016	69,928.32		3,872 Ordinary shares
Colonial First State Asset Management (Australia) Limited ACN 114 194 311	Thursday, 15 September 2016	17,180.93		1,012 Ordinary shares

Colonial First State Asset Management (Australia) Limited ACN 114 194 311	Tuesday, 20 September 2016	9,821.85		551 Ordinary shares
Colonial First State Asset Management (Australia) Limited ACN 114 194 311	Thursday, 20 October 2016	7,588.44		428 Ordinary shares
Colonial First State Asset Management (Australia) Limited ACN 114 194 311	Thursday, 3 November 2016	12,224.96		736 Ordinary shares
Colonial First State Asset Management (Australia) Limited ACN 114 194 311	Monday, 29 August 2016	10,368.00		600 Ordinary shares
Colonial First State Asset Management (Australia) Limited ACN 114 194 311	Wednesday, 30 November 2016	10,360.42		602 Ordinary shares
Colonial First State Asset Management (Australia) Limited ACN 114 194 311	Thursday, 20 October 2016	526,385.97		29,689 Ordinary shares
Colonial First State Asset Management (Australia) Limited ACN 114 194 311	Tuesday, 13 September 2016	48,048.00		2,860 Ordinary shares
Colonial First State Asset Management (Australia) Limited ACN 114 194 311	Wednesday, 14 September 2016	53,494.11		3,187 Ordinary shares
Colonial First State Asset Management (Australia) Limited ACN 114 194 311	Thursday, 15 September 2016	1,443.21		85 Ordinary shares
Colonial First State Asset Management (Australia) Limited ACN 114 194 311	Thursday, 15 September 2016	24,254.42		1,429 Ordinary shares
Colonial First State Asset Management (Australia) Limited ACN 114 194 311	Thursday, 15 September 2016	66,180.38		3,911 Ordinary shares
Colonial First State Asset Management (Australia) Limited ACN	Monday, 19 September 2016	17,970.27		1,044 Ordinary shares

114 194 311				
Colonial First State Asset Management (Australia) Limited ACN 114 194 311	Tuesday, 20 September 2016	76,865.30		4,359 Ordinary shares
Colonial First State Asset Management (Australia) Limited ACN 114 194 311	Wednesday, 21 September 2016	42,511.79		2,363 Ordinary shares
Colonial First State Asset Management (Australia) Limited ACN 114 194 311	Wednesday, 28 September 2016	69,302.31		3,806 Ordinary shares
Colonial First State Asset Management (Australia) Limited ACN 114 194 311	Thursday, 29 September 2016	57,716.06		3,134 Ordinary shares
Colonial First State Asset Management (Australia) Limited ACN 114 194 311	Thursday, 3 November 2016	108,702.88		6,546 Ordinary shares
Colonial First State Asset Management (Australia) Limited ACN 114 194 311	Friday, 4 November 2016	7,501.72		458 Ordinary shares
Colonial First State Asset Management (Australia) Limited ACN 114 194 311	Wednesday, 30 November 2016	20,879.65		1,235 Ordinary shares
Colonial First State Asset Management (Australia) Limited ACN 114 194 311	Thursday, 1 December 2016	68.00		4 Ordinary shares
Colonial First State Asset Management (Australia) Limited ACN 114 194 311	Friday, 2 December 2016	49,763.82		2,904 Ordinary shares
Colonial First State Asset Management (Australia) Limited ACN 114 194 311	Friday, 21 October 2016	453,909.95		25,805 Ordinary shares
Colonial First State Asset Management (Australia) Limited ACN 114 194 311	Friday, 21 October 2016	979,164.94		55,666 Ordinary shares

Colonial First State Investments Limited (Note 1) ACN 002 348 352

Holder of relevant interest	Date of acquisition	Consideration Cash	Consideration Non-Cash	Class and number of securities
Colonial First State Investments Limited (Note 1) ACN 002 348 352	Tuesday, 4 October 2016	N/A		47 Ordinary shares (borrowed from Citigroup Global Markets Limited (Agreement 1), see Annexure C)
Colonial First State Investments Limited (Note 1) ACN 002 348 352	Wednesday, 12 October 2016	N/A		55 Ordinary shares (borrowed from Citigroup Global Markets Limited (Agreement 1), see Annexure C)
Colonial First State Investments Limited (Note 1) ACN 002 348 352	Wednesday, 12 October 2016	N/A		129 Ordinary shares (borrowed from Citigroup Global Markets Limited (Agreement 1), see Annexure C)
Colonial First State Investments Limited (Note 1) ACN 002 348 352	Friday, 14 October 2016	N/A		198 Ordinary shares (borrowed from Citigroup Global Markets Limited (Agreement 1), see Annexure C)
Colonial First State Investments Limited (Note 1) ACN 002 348 352	Tuesday, 18 October 2016	N/A		904 Ordinary shares (borrowed from Citigroup Global Markets Limited (Agreement 1), see Annexure C)
Colonial First State Investments Limited (Note 1) ACN 002 348 352	Friday, 28 October 2016	N/A		264 Ordinary shares (borrowed from Citigroup Global Markets Limited (Agreement 1), see Annexure C)
Colonial First State Investments Limited (Note 1) ACN 002 348 352	Tuesday, 20 September 2016	N/A		2,208 Ordinary shares (borrowed from UBS AG (Agreement 2), see Annexure C)
Colonial First State Investments Limited (Note 1) ACN 002 348 352	Monday, 17 October 2016	N/A		4,159 Ordinary shares (borrowed from UBS AG (Agreement 2), see Annexure C)
Colonial First State Investments Limited (Note 1) ACN 002 348 352	Monday, 31 October 2016	N/A		4,377 Ordinary shares (borrowed from UBS AG (Agreement 2), see Annexure C)
Colonial First State Investments Limited	Wednesday, 2	N/A		5,905 Ordinary shares (borrowed from UBS AG

(Note 1) ACN 002 348 352	November 2016			(Agreement 2), see Annexure C)
Colonial First State Investments Limited (Note 1) ACN 002 348 352	Monday, 7 November 2016	N/A		3,177 Ordinary shares (borrowed from UBS AG (Agreement 2), see Annexure C)
Colonial First State Investments Limited (Note 1) ACN 002 348 352	Thursday, 4 August 2016	303,405.22		17,190 Ordinary shares
Colonial First State Investments Limited (Note 1) ACN 002 348 352	Friday, 5 August 2016	390,965.48		21,914 Ordinary shares
Colonial First State Investments Limited (Note 1) ACN 002 348 352	Thursday, 18 August 2016	1,392,613.30		78,688 Ordinary shares
Colonial First State Investments Limited (Note 1) ACN 002 348 352	Thursday, 18 August 2016	51,201.48		2,904 Ordinary shares
Colonial First State Investments Limited (Note 1) ACN 002 348 352	Friday, 19 August 2016	91,436.27		5,166 Ordinary shares
Colonial First State Investments Limited (Note 1) ACN 002 348 352	Monday, 22 August 2016	360,412.28		20,398 Ordinary shares
Colonial First State Investments Limited (Note 1) ACN 002 348 352	Wednesday, 31 August 2016	1,134,534.00		65,580 Ordinary shares
Colonial First State Investments Limited (Note 1) ACN 002 348 352	Monday, 14 November 2016	278,745.14		16,628 Ordinary shares
Colonial First State Investments Limited (Note 1) ACN 002 348 352	Thursday, 10 November 2016	309,584.74		18,197 Ordinary shares
Colonial First State Investments Limited (Note 1) ACN 002 348 352	Friday, 11 November 2016	137,127.97		8,104 Ordinary shares

Colonial First State Investments Limited (Note 1) ACN 002 348 352	Monday, 14 November 2016	67,288.32		4,023 Ordinary shares
Colonial First State Investments Limited (Note 1) ACN 002 348 352	Tuesday, 15 November 2016	100,194.96		5,985 Ordinary shares
Colonial First State Investments Limited (Note 1) ACN 002 348 352	Wednesday, 16 November 2016	34,135.52		2,073 Ordinary shares
Colonial First State Investments Limited (Note 1) ACN 002 348 352	Tuesday, 6 September 2016	7,655.05		451 Ordinary shares
Colonial First State Investments Limited (Note 1) ACN 002 348 352	Friday, 9 September 2016	5,297.61		311 Ordinary shares
Colonial First State Investments Limited (Note 1) ACN 002 348 352	Monday, 12 September 2016	7,604.89		461 Ordinary shares
Colonial First State Investments Limited (Note 1) ACN 002 348 352	Monday, 12 September 2016	23,595.00		1,430 Ordinary shares
Colonial First State Investments Limited (Note 1) ACN 002 348 352	Tuesday, 13 September 2016	3,283.48		199 Ordinary shares
Colonial First State Investments Limited (Note 1) ACN 002 348 352	Monday, 17 October 2016	26,680.03		1,502 Ordinary shares
Colonial First State Investments Limited (Note 1) ACN 002 348 352	Friday, 28 October 2016	31,610.70		1,854 Ordinary shares
Colonial First State Investments Limited (Note 1) ACN 002 348 352	Wednesday, 2 November 2016	30,370.16		1,832 Ordinary shares
Colonial First State Investments Limited (Note 1) ACN 002 348	Friday, 4 November 2016	26,409.12		1,611 Ordinary shares

352				
Colonial First State Investments Limited (Note 1) ACN 002 348 352	Monday, 21 November 2016	41,185.50		2,500 Ordinary shares
Colonial First State Investments Limited (Note 1) ACN 002 348 352	Friday, 11 November 2016	51,541.37		3,046 Ordinary shares

Realindex Investments Pty Limited ACN 133 312 017

Holder of relevant interest	Date of acquisition	Consideration Cash	Consideration Non-Cash	Class and number of securities
Realindex Investments Pty Limited ACN 133 312 017	Friday, 7 October 2016	99,569.40		5,495 Ordinary shares
Realindex Investments Pty Limited ACN 133 312 017	Friday, 25 November 2016	282,343.44		16,628 Ordinary shares

CBA Markets Limited ACN 003 485 952

Holder of relevant interest	Date of acquisition	Consideration Cash	Consideration Non-Cash	Class and number of securities
CBA Markets Limited ACN 003 485 952	Monday, 1 August 2016	N/A		22,297 Ordinary shares (borrowed from Barclays Capital Securities Ltd, see Annexure C)
CBA Markets Limited ACN 003 485 952	Tuesday, 2 August 2016	N/A		22,297 Ordinary shares (borrowed from Barclays Capital Securities Ltd, see Annexure C)
CBA Markets Limited ACN 003 485 952	Wednesday, 3 August 2016	N/A		19,261 Ordinary shares (borrowed from Barclays Capital Securities Ltd, see Annexure C)
CBA Markets Limited ACN 003 485 952	Thursday, 4 August 2016	N/A		11,191 Ordinary shares (borrowed from Barclays Capital Securities Ltd, see Annexure C)
CBA Markets Limited ACN 003 485 952	Friday, 5 August 2016	N/A		4,219 Ordinary shares (borrowed from Barclays Capital Securities Ltd, see Annexure C)

CBA Markets Limited ACN 003 485 952	Monday, 8 August 2016	N/A		4,219 Ordinary shares (borrowed from Barclays Capital Securities Ltd, see Annexure C)
CBA Markets Limited ACN 003 485 952	Tuesday, 9 August 2016	N/A		19,470 Ordinary shares (borrowed from Barclays Capital Securities Ltd, see Annexure C)
CBA Markets Limited ACN 003 485 952	Wednesday, 10 August 2016	N/A		16,402 Ordinary shares (borrowed from Barclays Capital Securities Ltd, see Annexure C)
CBA Markets Limited ACN 003 485 952	Thursday, 11 August 2016	N/A		16,402 Ordinary shares (borrowed from Barclays Capital Securities Ltd, see Annexure C)
CBA Markets Limited ACN 003 485 952	Friday, 12 August 2016	N/A		7,751 Ordinary shares (borrowed from Barclays Capital Securities Ltd, see Annexure C)
CBA Markets Limited ACN 003 485 952	Monday, 15 August 2016	N/A		21,103 Ordinary shares (borrowed from Barclays Capital Securities Ltd, see Annexure C)
CBA Markets Limited ACN 003 485 952	Tuesday, 16 August 2016	N/A		31,752 Ordinary shares (borrowed from Barclays Capital Securities Ltd, see Annexure C)
CBA Markets Limited ACN 003 485 952	Wednesday, 17 August 2016	N/A		12,445 Ordinary shares (borrowed from Barclays Capital Securities Ltd, see Annexure C)
CBA Markets Limited ACN 003 485 952	Friday, 19 August 2016	N/A		409 Ordinary shares (borrowed from Barclays Capital Securities Ltd, see Annexure C)
CBA Markets Limited ACN 003 485 952	Tuesday, 23 August 2016	N/A		8,779 Ordinary shares (borrowed from Barclays Capital Securities Ltd, see Annexure C)
CBA Markets Limited ACN 003 485 952	Monday, 29 August 2016	N/A		11,485 Ordinary shares (borrowed from Barclays Capital Securities Ltd, see Annexure C)
CBA Markets Limited ACN 003 485 952	Tuesday, 30 August 2016	N/A		10,650 Ordinary shares (borrowed from Barclays Capital Securities Ltd,

				see Annexure C)
CBA Markets Limited ACN 003 485 952	Friday, 2 September 2016	N/A		4,648 Ordinary shares (borrowed from Barclays Capital Securities Ltd, see Annexure C)
CBA Markets Limited ACN 003 485 952	Monday, 5 September 2016	N/A		4,648 Ordinary shares (borrowed from Barclays Capital Securities Ltd, see Annexure C)
CBA Markets Limited ACN 003 485 952	Tuesday, 6 September 2016	N/A		4,648 Ordinary shares (borrowed from Barclays Capital Securities Ltd, see Annexure C)
CBA Markets Limited ACN 003 485 952	Wednesday, 7 September 2016	N/A		4,648 Ordinary shares (borrowed from Barclays Capital Securities Ltd, see Annexure C)
CBA Markets Limited ACN 003 485 952	Thursday, 8 September 2016	N/A		4,648 Ordinary shares (borrowed from Barclays Capital Securities Ltd, see Annexure C)
CBA Markets Limited ACN 003 485 952	Friday, 9 September 2016	N/A		4,648 Ordinary shares (borrowed from Barclays Capital Securities Ltd, see Annexure C)
CBA Markets Limited ACN 003 485 952	Monday, 12 September 2016	N/A		4,462 Ordinary shares (borrowed from Barclays Capital Securities Ltd, see Annexure C)
CBA Markets Limited ACN 003 485 952	Tuesday, 13 September 2016	N/A		3,962 Ordinary shares (borrowed from Barclays Capital Securities Ltd, see Annexure C)
CBA Markets Limited ACN 003 485 952	Wednesday, 14 September 2016	N/A		3,962 Ordinary shares (borrowed from Barclays Capital Securities Ltd, see Annexure C)
CBA Markets Limited ACN 003 485 952	Thursday, 15 September 2016	N/A		11,401 Ordinary shares (borrowed from Barclays Capital Securities Ltd, see Annexure C)
CBA Markets Limited ACN 003 485 952	Friday, 16 September 2016	N/A		11,401 Ordinary shares (borrowed from Barclays Capital Securities Ltd, see Annexure C)
CBA Markets Limited	Monday, 19 September	N/A		17,549 Ordinary shares (borrowed from Barclays

ACN 003 485 952	2016			Capital Securities Ltd, see Annexure C)
CBA Markets Limited ACN 003 485 952	Tuesday, 20 September 2016	N/A		16,996 Ordinary shares (borrowed from Barclays Capital Securities Ltd, see Annexure C)
CBA Markets Limited ACN 003 485 952	Wednesday, 21 September 2016	N/A		11,335 Ordinary shares (borrowed from Barclays Capital Securities Ltd, see Annexure C)
CBA Markets Limited ACN 003 485 952	Thursday, 22 September 2016	N/A		11,335 Ordinary shares (borrowed from Barclays Capital Securities Ltd, see Annexure C)
CBA Markets Limited ACN 003 485 952	Friday, 23 September 2016	N/A		6,157 Ordinary shares (borrowed from Barclays Capital Securities Ltd, see Annexure C)
CBA Markets Limited ACN 003 485 952	Monday, 26 September 2016	N/A		3,699 Ordinary shares (borrowed from Barclays Capital Securities Ltd, see Annexure C)
CBA Markets Limited ACN 003 485 952	Tuesday, 27 September 2016	N/A		8,644 Ordinary shares (borrowed from Barclays Capital Securities Ltd, see Annexure C)
CBA Markets Limited ACN 003 485 952	Wednesday, 28 September 2016	N/A		8,644 Ordinary shares (borrowed from Barclays Capital Securities Ltd, see Annexure C)
CBA Markets Limited ACN 003 485 952	Thursday, 29 September 2016	N/A		9,296 Ordinary shares (borrowed from Barclays Capital Securities Ltd, see Annexure C)
CBA Markets Limited ACN 003 485 952	Monday, 3 October 2016	N/A		14,600 Ordinary shares (borrowed from Barclays Capital Securities Ltd, see Annexure C)
CBA Markets Limited ACN 003 485 952	Tuesday, 4 October 2016	N/A		9,762 Ordinary shares (borrowed from Barclays Capital Securities Ltd, see Annexure C)
CBA Markets Limited ACN 003 485 952	Tuesday, 25 October 2016	N/A		11,365 Ordinary shares (borrowed from Barclays Capital Securities Ltd, see Annexure C)

CBA Markets Limited ACN 003 485 952	Wednesday, 26 October 2016	N/A		9,081 Ordinary shares (borrowed from Barclays Capital Securities Ltd, see Annexure C)
CBA Markets Limited ACN 003 485 952	Thursday, 27 October 2016	N/A		4,372 Ordinary shares (borrowed from Barclays Capital Securities Ltd, see Annexure C)
CBA Markets Limited ACN 003 485 952	Friday, 28 October 2016	N/A		3,483 Ordinary shares (borrowed from Barclays Capital Securities Ltd, see Annexure C)
CBA Markets Limited ACN 003 485 952	Monday, 31 October 2016	N/A		3,483 Ordinary shares (borrowed from Barclays Capital Securities Ltd, see Annexure C)
CBA Markets Limited ACN 003 485 952	Friday, 18 November 2016	N/A		4,906 Ordinary shares (borrowed from Barclays Capital Securities Ltd, see Annexure C)
CBA Markets Limited ACN 003 485 952	Tuesday, 2 August 2016	49,841.54		2,786 Ordinary shares
CBA Markets Limited ACN 003 485 952	Tuesday, 2 August 2016	769.27		43 Ordinary shares
CBA Markets Limited ACN 003 485 952	Tuesday, 2 August 2016	179.30		10 Ordinary shares
CBA Markets Limited ACN 003 485 952	Tuesday, 2 August 2016	1,437.60		80 Ordinary shares
CBA Markets Limited ACN 003 485 952	Wednesday, 3 August 2016	31,435.13		1,777 Ordinary shares
CBA Markets Limited ACN 003 485 952	Wednesday, 3 August 2016	18,503.74		1,046 Ordinary shares
CBA Markets Limited ACN 003 485 952	Wednesday, 3 August 2016	230.10		13 Ordinary shares
CBA Markets Limited ACN 003 485 952	Wednesday, 3 August 2016	974.05		55 Ordinary shares
CBA Markets Limited ACN 003 485 952	Wednesday, 3 August 2016	974.05		55 Ordinary shares
CBA Markets Limited ACN 003 485 952	Wednesday, 3 August 2016	1,948.10		110 Ordinary shares
CBA Markets Limited	Wednesday, 3 August	1,508.75		85 Ordinary shares

ACN 003 485 952	2016			
CBA Markets Limited ACN 003 485 952	Wednesday, 3 August 2016	1,241.80		70 Ordinary shares
CBA Markets Limited ACN 003 485 952	Wednesday, 3 August 2016	88.70		5 Ordinary shares
CBA Markets Limited ACN 003 485 952	Wednesday, 3 August 2016	1,082.75		61 Ordinary shares
CBA Markets Limited ACN 003 485 952	Wednesday, 3 August 2016	231.21		13 Ordinary shares
CBA Markets Limited ACN 003 485 952	Wednesday, 3 August 2016	248.78		14 Ordinary shares
CBA Markets Limited ACN 003 485 952	Wednesday, 3 August 2016	1,154.40		65 Ordinary shares
CBA Markets Limited ACN 003 485 952	Wednesday, 3 August 2016	621.95		35 Ordinary shares
CBA Markets Limited ACN 003 485 952	Wednesday, 3 August 2016	444.50		25 Ordinary shares
CBA Markets Limited ACN 003 485 952	Wednesday, 3 August 2016	1,246.00		70 Ordinary shares
CBA Markets Limited ACN 003 485 952	Wednesday, 3 August 2016	1,420.00		80 Ordinary shares
CBA Markets Limited ACN 003 485 952	Wednesday, 3 August 2016	1,066.20		60 Ordinary shares
CBA Markets Limited ACN 003 485 952	Wednesday, 3 August 2016	1,691.00		95 Ordinary shares
CBA Markets Limited ACN 003 485 952	Wednesday, 3 August 2016	2,137.80		120 Ordinary shares
CBA Markets Limited ACN 003 485 952	Wednesday, 3 August 2016	1,683.40		95 Ordinary shares
CBA Markets Limited ACN 003 485 952	Wednesday, 3 August 2016	1,682.45		95 Ordinary shares
CBA Markets Limited ACN 003 485 952	Wednesday, 3 August 2016	2,038.95		115 Ordinary shares
CBA Markets Limited ACN 003 485 952	Wednesday, 3 August 2016	2,217.50		125 Ordinary shares
CBA Markets Limited ACN 003 485 952	Thursday, 4 August 2016	509.53		29 Ordinary shares

CBA Markets Limited ACN 003 485 952	Thursday, 4 August 2016	13,897.87		791 Ordinary shares
CBA Markets Limited ACN 003 485 952	Thursday, 4 August 2016	10,383.87		591 Ordinary shares
CBA Markets Limited ACN 003 485 952	Thursday, 4 August 2016	9,610.79		547 Ordinary shares
CBA Markets Limited ACN 003 485 952	Thursday, 4 August 2016	4,304.65		245 Ordinary shares
CBA Markets Limited ACN 003 485 952	Thursday, 4 August 2016	52.71		3 Ordinary shares
CBA Markets Limited ACN 003 485 952	Thursday, 4 August 2016	6,834.73		389 Ordinary shares
CBA Markets Limited ACN 003 485 952	Thursday, 4 August 2016	2,407.09		137 Ordinary shares
CBA Markets Limited ACN 003 485 952	Thursday, 4 August 2016	52.71		3 Ordinary shares
CBA Markets Limited ACN 003 485 952	Thursday, 4 August 2016	1,915.13		109 Ordinary shares
CBA Markets Limited ACN 003 485 952	Thursday, 4 August 2016	774.84		44 Ordinary shares
CBA Markets Limited ACN 003 485 952	Thursday, 4 August 2016	986.16		56 Ordinary shares
CBA Markets Limited ACN 003 485 952	Thursday, 4 August 2016	475.47		27 Ordinary shares
CBA Markets Limited ACN 003 485 952	Thursday, 4 August 2016	845.28		48 Ordinary shares
CBA Markets Limited ACN 003 485 952	Thursday, 4 August 2016	2,387.47		135 Ordinary shares
CBA Markets Limited ACN 003 485 952	Thursday, 4 August 2016	477.36		27 Ordinary shares
CBA Markets Limited ACN 003 485 952	Thursday, 4 August 2016	88.40		5 Ordinary shares
CBA Markets Limited ACN 003 485 952	Thursday, 4 August 2016	495.04		28 Ordinary shares
CBA Markets Limited ACN 003 485 952	Thursday, 4 August 2016	707.40		40 Ordinary shares
CBA Markets Limited	Thursday, 4 August	884.00		50 Ordinary shares

ACN 003 485 952	2016			
CBA Markets Limited ACN 003 485 952	Thursday, 4 August 2016	886.50		50 Ordinary shares
CBA Markets Limited ACN 003 485 952	Thursday, 4 August 2016	1,241.10		70 Ordinary shares
CBA Markets Limited ACN 003 485 952	Thursday, 4 August 2016	618.45		35 Ordinary shares
CBA Markets Limited ACN 003 485 952	Thursday, 4 August 2016	530.70		30 Ordinary shares
CBA Markets Limited ACN 003 485 952	Thursday, 4 August 2016	1,151.80		65 Ordinary shares
CBA Markets Limited ACN 003 485 952	Thursday, 4 August 2016	1,424.00		80 Ordinary shares
CBA Markets Limited ACN 003 485 952	Thursday, 4 August 2016	1,428.80		80 Ordinary shares
CBA Markets Limited ACN 003 485 952	Friday, 5 August 2016	2,316.60		130 Ordinary shares
CBA Markets Limited ACN 003 485 952	Friday, 5 August 2016	1,594.80		90 Ordinary shares
CBA Markets Limited ACN 003 485 952	Friday, 5 August 2016	1,338.75		75 Ordinary shares
CBA Markets Limited ACN 003 485 952	Friday, 5 August 2016	713.20		40 Ordinary shares
CBA Markets Limited ACN 003 485 952	Friday, 5 August 2016	624.05		35 Ordinary shares
CBA Markets Limited ACN 003 485 952	Friday, 5 August 2016	625.45		35 Ordinary shares
CBA Markets Limited ACN 003 485 952	Friday, 5 August 2016	535.20		30 Ordinary shares
CBA Markets Limited ACN 003 485 952	Friday, 5 August 2016	178.40		10 Ordinary shares
CBA Markets Limited ACN 003 485 952	Friday, 5 August 2016	714.00		40 Ordinary shares
CBA Markets Limited ACN 003 485 952	Friday, 5 August 2016	892.50		50 Ordinary shares
CBA Markets Limited ACN 003 485 952	Friday, 5 August 2016	696.35		39 Ordinary shares

CBA Markets Limited ACN 003 485 952	Friday, 5 August 2016	696.35		39 Ordinary shares
CBA Markets Limited ACN 003 485 952	Friday, 5 August 2016	696.35		39 Ordinary shares
CBA Markets Limited ACN 003 485 952	Friday, 5 August 2016	232.12		13 Ordinary shares
CBA Markets Limited ACN 003 485 952	Friday, 5 August 2016	984.50		55 Ordinary shares
CBA Markets Limited ACN 003 485 952	Friday, 5 August 2016	983.40		55 Ordinary shares
CBA Markets Limited ACN 003 485 952	Friday, 5 August 2016	1,430.40		80 Ordinary shares
CBA Markets Limited ACN 003 485 952	Friday, 5 August 2016	1,519.80		85 Ordinary shares
CBA Markets Limited ACN 003 485 952	Friday, 5 August 2016	1,430.40		80 Ordinary shares
CBA Markets Limited ACN 003 485 952	Friday, 5 August 2016	374.64		21 Ordinary shares
CBA Markets Limited ACN 003 485 952	Friday, 5 August 2016	1,139.20		64 Ordinary shares
CBA Markets Limited ACN 003 485 952	Friday, 5 August 2016	1,874.25		105 Ordinary shares
CBA Markets Limited ACN 003 485 952	Friday, 5 August 2016	11,565.18		649 Ordinary shares
CBA Markets Limited ACN 003 485 952	Friday, 5 August 2016	17,802.18		999 Ordinary shares
CBA Markets Limited ACN 003 485 952	Friday, 5 August 2016	1,603.80		90 Ordinary shares
CBA Markets Limited ACN 003 485 952	Friday, 5 August 2016	3,813.48		214 Ordinary shares
CBA Markets Limited ACN 003 485 952	Friday, 5 August 2016	11,226.60		630 Ordinary shares
CBA Markets Limited ACN 003 485 952	Friday, 5 August 2016	4,009.50		225 Ordinary shares
CBA Markets Limited ACN 003 485 952	Monday, 8 August 2016	1,684.48		94 Ordinary shares
CBA Markets Limited	Monday, 8 August 2016	215.04		12 Ordinary shares

ACN 003 485 952				
CBA Markets Limited ACN 003 485 952	Monday, 8 August 2016	2,437.12		136 Ordinary shares
CBA Markets Limited ACN 003 485 952	Monday, 8 August 2016	4,390.40		245 Ordinary shares
CBA Markets Limited ACN 003 485 952	Monday, 8 August 2016	698.88		39 Ordinary shares
CBA Markets Limited ACN 003 485 952	Monday, 8 August 2016	8,117.76		453 Ordinary shares
CBA Markets Limited ACN 003 485 952	Monday, 8 August 2016	71.68		4 Ordinary shares
CBA Markets Limited ACN 003 485 952	Monday, 8 August 2016	2,257.92		126 Ordinary shares
CBA Markets Limited ACN 003 485 952	Monday, 8 August 2016	71.68		4 Ordinary shares
CBA Markets Limited ACN 003 485 952	Monday, 8 August 2016	161.28		9 Ordinary shares
CBA Markets Limited ACN 003 485 952	Monday, 8 August 2016	1,011.18		57 Ordinary shares
CBA Markets Limited ACN 003 485 952	Monday, 8 August 2016	1,150.50		65 Ordinary shares
CBA Markets Limited ACN 003 485 952	Monday, 8 August 2016	1,149.85		65 Ordinary shares
CBA Markets Limited ACN 003 485 952	Monday, 8 August 2016	530.55		30 Ordinary shares
CBA Markets Limited ACN 003 485 952	Monday, 8 August 2016	265.43		15 Ordinary shares
CBA Markets Limited ACN 003 485 952	Monday, 8 August 2016	1,220.95		69 Ordinary shares
CBA Markets Limited ACN 003 485 952	Monday, 8 August 2016	2,052.62		116 Ordinary shares
CBA Markets Limited ACN 003 485 952	Monday, 8 August 2016	1,148.55		65 Ordinary shares
CBA Markets Limited ACN 003 485 952	Monday, 8 August 2016	1,679.60		95 Ordinary shares
CBA Markets Limited ACN 003 485 952	Monday, 8 August 2016	194.43		11 Ordinary shares

CBA Markets Limited ACN 003 485 952	Monday, 8 August 2016	2,120.40		120 Ordinary shares
CBA Markets Limited ACN 003 485 952	Monday, 8 August 2016	2,294.50		130 Ordinary shares
CBA Markets Limited ACN 003 485 952	Monday, 8 August 2016	2,294.50		130 Ordinary shares
CBA Markets Limited ACN 003 485 952	Monday, 8 August 2016	2,294.50		130 Ordinary shares
CBA Markets Limited ACN 003 485 952	Monday, 8 August 2016	5,790.40		329 Ordinary shares
CBA Markets Limited ACN 003 485 952	Monday, 8 August 2016	1,022.54		58 Ordinary shares
CBA Markets Limited ACN 003 485 952	Monday, 8 August 2016	1,267.92		72 Ordinary shares
CBA Markets Limited ACN 003 485 952	Monday, 8 August 2016	1,724.80		98 Ordinary shares
CBA Markets Limited ACN 003 485 952	Monday, 8 August 2016	2,622.40		149 Ordinary shares
CBA Markets Limited ACN 003 485 952	Monday, 8 August 2016	7,040.00		400 Ordinary shares
CBA Markets Limited ACN 003 485 952	Monday, 8 August 2016	11,123.20		632 Ordinary shares
CBA Markets Limited ACN 003 485 952	Monday, 8 August 2016	12,390.40		704 Ordinary shares
CBA Markets Limited ACN 003 485 952	Monday, 8 August 2016	7,832.00		445 Ordinary shares
CBA Markets Limited ACN 003 485 952	Monday, 8 August 2016	7,233.60		411 Ordinary shares
CBA Markets Limited ACN 003 485 952	Tuesday, 9 August 2016	1,748.00		100 Ordinary shares
CBA Markets Limited ACN 003 485 952	Tuesday, 9 August 2016	123.62		7 Ordinary shares
CBA Markets Limited ACN 003 485 952	Tuesday, 9 August 2016	8,088.28		458 Ordinary shares
CBA Markets Limited ACN 003 485 952	Tuesday, 9 August 2016	23,452.48		1,328 Ordinary shares
CBA Markets Limited	Tuesday, 9 August 2016	635.76		36 Ordinary shares

ACN 003 485 952				
CBA Markets Limited ACN 003 485 952	Tuesday, 9 August 2016	1,236.20		70 Ordinary shares
CBA Markets Limited ACN 003 485 952	Tuesday, 9 August 2016	16,529.76		936 Ordinary shares
CBA Markets Limited ACN 003 485 952	Wednesday, 10 August 2016	5,400.90		306 Ordinary shares
CBA Markets Limited ACN 003 485 952	Wednesday, 10 August 2016	8,842.65		501 Ordinary shares
CBA Markets Limited ACN 003 485 952	Wednesday, 10 August 2016	811.90		46 Ordinary shares
CBA Markets Limited ACN 003 485 952	Wednesday, 10 August 2016	105.90		6 Ordinary shares
CBA Markets Limited ACN 003 485 952	Wednesday, 10 August 2016	4,006.55		227 Ordinary shares
CBA Markets Limited ACN 003 485 952	Wednesday, 10 August 2016	811.90		46 Ordinary shares
CBA Markets Limited ACN 003 485 952	Wednesday, 10 August 2016	17.65		1 Ordinary shares
CBA Markets Limited ACN 003 485 952	Wednesday, 10 August 2016	1,129.05		65 Ordinary shares
CBA Markets Limited ACN 003 485 952	Wednesday, 10 August 2016	959.75		55 Ordinary shares
CBA Markets Limited ACN 003 485 952	Wednesday, 10 August 2016	1,840.65		105 Ordinary shares
CBA Markets Limited ACN 003 485 952	Wednesday, 10 August 2016	1,185.92		68 Ordinary shares
CBA Markets Limited ACN 003 485 952	Wednesday, 10 August 2016	645.28		37 Ordinary shares
CBA Markets Limited ACN 003 485 952	Wednesday, 10 August 2016	628.92		36 Ordinary shares
CBA Markets Limited ACN 003 485 952	Wednesday, 10 August 2016	209.52		12 Ordinary shares
CBA Markets Limited ACN 003 485 952	Wednesday, 10 August 2016	87.30		5 Ordinary shares
CBA Markets Limited ACN 003 485 952	Wednesday, 10 August 2016	9,201.42		527 Ordinary shares

CBA Markets Limited ACN 003 485 952	Wednesday, 10 August 2016	14,509.26		831 Ordinary shares
CBA Markets Limited ACN 003 485 952	Wednesday, 10 August 2016	17,233.02		987 Ordinary shares
CBA Markets Limited ACN 003 485 952	Wednesday, 10 August 2016	8,695.08		498 Ordinary shares
CBA Markets Limited ACN 003 485 952	Thursday, 11 August 2016	592.28		34 Ordinary shares
CBA Markets Limited ACN 003 485 952	Thursday, 11 August 2016	139.36		8 Ordinary shares
CBA Markets Limited ACN 003 485 952	Thursday, 11 August 2016	3,344.64		192 Ordinary shares
CBA Markets Limited ACN 003 485 952	Thursday, 11 August 2016	9,406.80		540 Ordinary shares
CBA Markets Limited ACN 003 485 952	Thursday, 11 August 2016	729.39		41 Ordinary shares
CBA Markets Limited ACN 003 485 952	Thursday, 11 August 2016	1,440.99		81 Ordinary shares
CBA Markets Limited ACN 003 485 952	Thursday, 11 August 2016	1,743.42		98 Ordinary shares
CBA Markets Limited ACN 003 485 952	Thursday, 11 August 2016	2,117.01		119 Ordinary shares
CBA Markets Limited ACN 003 485 952	Friday, 12 August 2016	1,143.04		64 Ordinary shares
CBA Markets Limited ACN 003 485 952	Friday, 12 August 2016	18,931.60		1,060 Ordinary shares
CBA Markets Limited ACN 003 485 952	Friday, 12 August 2016	452.25		25 Ordinary shares
CBA Markets Limited ACN 003 485 952	Friday, 12 August 2016	998.80		55 Ordinary shares
CBA Markets Limited ACN 003 485 952	Friday, 12 August 2016	1,361.25		75 Ordinary shares
CBA Markets Limited ACN 003 485 952	Friday, 12 August 2016	1,265.60		70 Ordinary shares
CBA Markets Limited ACN 003 485 952	Friday, 12 August 2016	991.65		55 Ordinary shares
CBA Markets Limited	Friday, 12 August 2016	1,081.80		60 Ordinary shares

ACN 003 485 952				
CBA Markets Limited ACN 003 485 952	Friday, 12 August 2016	2,343.25		130 Ordinary shares
CBA Markets Limited ACN 003 485 952	Friday, 12 August 2016	1,084.80		60 Ordinary shares
CBA Markets Limited ACN 003 485 952	Friday, 12 August 2016	1,350.00		75 Ordinary shares
CBA Markets Limited ACN 003 485 952	Friday, 12 August 2016	415.15		23 Ordinary shares
CBA Markets Limited ACN 003 485 952	Friday, 12 August 2016	1,299.60		72 Ordinary shares
CBA Markets Limited ACN 003 485 952	Friday, 12 August 2016	505.12		28 Ordinary shares
CBA Markets Limited ACN 003 485 952	Friday, 12 August 2016	288.64		16 Ordinary shares
CBA Markets Limited ACN 003 485 952	Friday, 12 August 2016	2,438.10		135 Ordinary shares
CBA Markets Limited ACN 003 485 952	Friday, 12 August 2016	5,941.74		329 Ordinary shares
CBA Markets Limited ACN 003 485 952	Friday, 12 August 2016	41,249.04		2,284 Ordinary shares
CBA Markets Limited ACN 003 485 952	Friday, 12 August 2016	8,759.10		485 Ordinary shares
CBA Markets Limited ACN 003 485 952	Friday, 12 August 2016	4,333.20		240 Ordinary shares
CBA Markets Limited ACN 003 485 952	Monday, 15 August 2016	2,359.50		130 Ordinary shares
CBA Markets Limited ACN 003 485 952	Monday, 15 August 2016	1,089.00		60 Ordinary shares
CBA Markets Limited ACN 003 485 952	Monday, 15 August 2016	544.50		30 Ordinary shares
CBA Markets Limited ACN 003 485 952	Monday, 15 August 2016	1,632.60		90 Ordinary shares
CBA Markets Limited ACN 003 485 952	Monday, 15 August 2016	1,719.50		95 Ordinary shares
CBA Markets Limited ACN 003 485 952	Monday, 15 August 2016	1,713.80		95 Ordinary shares

CBA Markets Limited ACN 003 485 952	Monday, 15 August 2016	49,909.34		2,762 Ordinary shares
CBA Markets Limited ACN 003 485 952	Tuesday, 16 August 2016	3,898.80		216 Ordinary shares
CBA Markets Limited ACN 003 485 952	Tuesday, 16 August 2016	2,978.25		165 Ordinary shares
CBA Markets Limited ACN 003 485 952	Tuesday, 16 August 2016	4,151.50		230 Ordinary shares
CBA Markets Limited ACN 003 485 952	Tuesday, 16 August 2016	776.15		43 Ordinary shares
CBA Markets Limited ACN 003 485 952	Tuesday, 16 August 2016	1,552.30		86 Ordinary shares
CBA Markets Limited ACN 003 485 952	Tuesday, 16 August 2016	6,624.35		367 Ordinary shares
CBA Markets Limited ACN 003 485 952	Tuesday, 16 August 2016	717.60		40 Ordinary shares
CBA Markets Limited ACN 003 485 952	Tuesday, 16 August 2016	539.40		30 Ordinary shares
CBA Markets Limited ACN 003 485 952	Tuesday, 16 August 2016	719.20		40 Ordinary shares
CBA Markets Limited ACN 003 485 952	Tuesday, 16 August 2016	107.82		6 Ordinary shares
CBA Markets Limited ACN 003 485 952	Tuesday, 16 August 2016	161.73		9 Ordinary shares
CBA Markets Limited ACN 003 485 952	Tuesday, 16 August 2016	449.00		25 Ordinary shares
CBA Markets Limited ACN 003 485 952	Tuesday, 16 August 2016	17.94		1 Ordinary shares
CBA Markets Limited ACN 003 485 952	Tuesday, 16 August 2016	699.66		39 Ordinary shares
CBA Markets Limited ACN 003 485 952	Tuesday, 16 August 2016	719.20		40 Ordinary shares
CBA Markets Limited ACN 003 485 952	Tuesday, 16 August 2016	17.99		1 Ordinary shares
CBA Markets Limited ACN 003 485 952	Tuesday, 16 August 2016	485.73		27 Ordinary shares
CBA Markets Limited	Tuesday, 16 August	143.84		8 Ordinary shares

ACN 003 485 952	2016			
CBA Markets Limited ACN 003 485 952	Tuesday, 16 August 2016	161.91		9 Ordinary shares
CBA Markets Limited ACN 003 485 952	Tuesday, 16 August 2016	719.20		40 Ordinary shares
CBA Markets Limited ACN 003 485 952	Tuesday, 16 August 2016	125.86		7 Ordinary shares
CBA Markets Limited ACN 003 485 952	Tuesday, 16 August 2016	503.44		28 Ordinary shares
CBA Markets Limited ACN 003 485 952	Tuesday, 16 August 2016	720.00		40 Ordinary shares
CBA Markets Limited ACN 003 485 952	Tuesday, 16 August 2016	522.00		29 Ordinary shares
CBA Markets Limited ACN 003 485 952	Tuesday, 16 August 2016	198.00		11 Ordinary shares
CBA Markets Limited ACN 003 485 952	Tuesday, 16 August 2016	305.92		17 Ordinary shares
CBA Markets Limited ACN 003 485 952	Tuesday, 16 August 2016	5,918.71		329 Ordinary shares
CBA Markets Limited ACN 003 485 952	Tuesday, 16 August 2016	17,918.04		996 Ordinary shares
CBA Markets Limited ACN 003 485 952	Tuesday, 16 August 2016	737.59		41 Ordinary shares
CBA Markets Limited ACN 003 485 952	Tuesday, 16 August 2016	4,371.57		243 Ordinary shares
CBA Markets Limited ACN 003 485 952	Tuesday, 16 August 2016	12,521.04		696 Ordinary shares
CBA Markets Limited ACN 003 485 952	Tuesday, 16 August 2016	14,427.98		802 Ordinary shares
CBA Markets Limited ACN 003 485 952	Wednesday, 17 August 2016	19,793.60		1,112 Ordinary shares
CBA Markets Limited ACN 003 485 952	Wednesday, 17 August 2016	1,711.90		95 Ordinary shares
CBA Markets Limited ACN 003 485 952	Wednesday, 17 August 2016	358.60		20 Ordinary shares
CBA Markets Limited ACN 003 485 952	Wednesday, 17 August 2016	358.20		20 Ordinary shares

CBA Markets Limited ACN 003 485 952	Wednesday, 17 August 2016	358.00		20 Ordinary shares
CBA Markets Limited ACN 003 485 952	Wednesday, 17 August 2016	411.70		23 Ordinary shares
CBA Markets Limited ACN 003 485 952	Wednesday, 17 August 2016	17.87		1 Ordinary shares
CBA Markets Limited ACN 003 485 952	Wednesday, 17 August 2016	339.91		19 Ordinary shares
CBA Markets Limited ACN 003 485 952	Wednesday, 17 August 2016	49,857.80		2,801 Ordinary shares
CBA Markets Limited ACN 003 485 952	Thursday, 18 August 2016	10,845.25		611 Ordinary shares
CBA Markets Limited ACN 003 485 952	Thursday, 18 August 2016	1,597.50		90 Ordinary shares
CBA Markets Limited ACN 003 485 952	Thursday, 18 August 2016	27,441.50		1,546 Ordinary shares
CBA Markets Limited ACN 003 485 952	Thursday, 18 August 2016	1,116.99		63 Ordinary shares
CBA Markets Limited ACN 003 485 952	Thursday, 18 August 2016	1,241.10		70 Ordinary shares
CBA Markets Limited ACN 003 485 952	Thursday, 18 August 2016	7,482.06		422 Ordinary shares
CBA Markets Limited ACN 003 485 952	Thursday, 18 August 2016	3,350.97		189 Ordinary shares
CBA Markets Limited ACN 003 485 952	Thursday, 18 August 2016	10,017.45		565 Ordinary shares
CBA Markets Limited ACN 003 485 952	Thursday, 18 August 2016	8,634.51		487 Ordinary shares
CBA Markets Limited ACN 003 485 952	Thursday, 18 August 2016	9,911.07		559 Ordinary shares
CBA Markets Limited ACN 003 485 952	Thursday, 18 August 2016	8,013.96		452 Ordinary shares
CBA Markets Limited ACN 003 485 952	Thursday, 18 August 2016	2,535.39		143 Ordinary shares
CBA Markets Limited ACN 003 485 952	Friday, 19 August 2016	13,759.40		773 Ordinary shares
CBA Markets Limited	Friday, 19 August 2016	1,317.20		74 Ordinary shares

ACN 003 485 952				
CBA Markets Limited ACN 003 485 952	Friday, 19 August 2016	1,317.20		74 Ordinary shares
CBA Markets Limited ACN 003 485 952	Friday, 19 August 2016	3,346.40		188 Ordinary shares
CBA Markets Limited ACN 003 485 952	Friday, 19 August 2016	338.20		19 Ordinary shares
CBA Markets Limited ACN 003 485 952	Friday, 19 August 2016	353.80		20 Ordinary shares
CBA Markets Limited ACN 003 485 952	Friday, 19 August 2016	1,939.30		110 Ordinary shares
CBA Markets Limited ACN 003 485 952	Friday, 19 August 2016	1,942.60		110 Ordinary shares
CBA Markets Limited ACN 003 485 952	Friday, 19 August 2016	71.00		4 Ordinary shares
CBA Markets Limited ACN 003 485 952	Friday, 19 August 2016	1,173.48		66 Ordinary shares
CBA Markets Limited ACN 003 485 952	Friday, 19 August 2016	799.65		45 Ordinary shares
CBA Markets Limited ACN 003 485 952	Friday, 19 August 2016	710.00		40 Ordinary shares
CBA Markets Limited ACN 003 485 952	Friday, 19 August 2016	709.60		40 Ordinary shares
CBA Markets Limited ACN 003 485 952	Friday, 19 August 2016	797.40		45 Ordinary shares
CBA Markets Limited ACN 003 485 952	Friday, 19 August 2016	890.00		50 Ordinary shares
CBA Markets Limited ACN 003 485 952	Friday, 19 August 2016	890.50		50 Ordinary shares
CBA Markets Limited ACN 003 485 952	Friday, 19 August 2016	977.90		55 Ordinary shares
CBA Markets Limited ACN 003 485 952	Friday, 19 August 2016	656.01		37 Ordinary shares
CBA Markets Limited ACN 003 485 952	Friday, 19 August 2016	319.32		18 Ordinary shares
CBA Markets Limited ACN 003 485 952	Friday, 19 August 2016	35.49		2 Ordinary shares

CBA Markets Limited ACN 003 485 952	Friday, 19 August 2016	390.06		22 Ordinary shares
CBA Markets Limited ACN 003 485 952	Friday, 19 August 2016	496.44		28 Ordinary shares
CBA Markets Limited ACN 003 485 952	Friday, 19 August 2016	585.09		33 Ordinary shares
CBA Markets Limited ACN 003 485 952	Friday, 19 August 2016	88.55		5 Ordinary shares
CBA Markets Limited ACN 003 485 952	Friday, 19 August 2016	88.55		5 Ordinary shares
CBA Markets Limited ACN 003 485 952	Friday, 19 August 2016	123.97		7 Ordinary shares
CBA Markets Limited ACN 003 485 952	Friday, 19 August 2016	974.05		55 Ordinary shares
CBA Markets Limited ACN 003 485 952	Friday, 19 August 2016	1,064.40		60 Ordinary shares
CBA Markets Limited ACN 003 485 952	Friday, 19 August 2016	284.16		16 Ordinary shares
CBA Markets Limited ACN 003 485 952	Friday, 19 August 2016	994.56		56 Ordinary shares
CBA Markets Limited ACN 003 485 952	Friday, 19 August 2016	142.08		8 Ordinary shares
CBA Markets Limited ACN 003 485 952	Friday, 19 August 2016	2,124.00		120 Ordinary shares
CBA Markets Limited ACN 003 485 952	Friday, 19 August 2016	1,345.58		76 Ordinary shares
CBA Markets Limited ACN 003 485 952	Friday, 19 August 2016	35.44		2 Ordinary shares
CBA Markets Limited ACN 003 485 952	Friday, 19 August 2016	88.60		5 Ordinary shares
CBA Markets Limited ACN 003 485 952	Friday, 19 August 2016	2,179.56		123 Ordinary shares
CBA Markets Limited ACN 003 485 952	Friday, 19 August 2016	2,709.63		153 Ordinary shares
CBA Markets Limited ACN 003 485 952	Friday, 19 August 2016	7,190.26		406 Ordinary shares
CBA Markets Limited	Friday, 19 August 2016	885.50		50 Ordinary shares

ACN 003 485 952				
CBA Markets Limited ACN 003 485 952	Friday, 19 August 2016	35.42		2 Ordinary shares
CBA Markets Limited ACN 003 485 952	Friday, 19 August 2016	1,487.64		84 Ordinary shares
CBA Markets Limited ACN 003 485 952	Friday, 19 August 2016	10,236.38		578 Ordinary shares
CBA Markets Limited ACN 003 485 952	Friday, 19 August 2016	7,615.30		430 Ordinary shares
CBA Markets Limited ACN 003 485 952	Friday, 19 August 2016	17,674.58		998 Ordinary shares
CBA Markets Limited ACN 003 485 952	Friday, 19 August 2016	1,204.28		68 Ordinary shares
CBA Markets Limited ACN 003 485 952	Friday, 19 August 2016	903.21		51 Ordinary shares
CBA Markets Limited ACN 003 485 952	Monday, 22 August 2016	12,552.80		710 Ordinary shares
CBA Markets Limited ACN 003 485 952	Monday, 22 August 2016	1,591.20		90 Ordinary shares
CBA Markets Limited ACN 003 485 952	Monday, 22 August 2016	194.48		11 Ordinary shares
CBA Markets Limited ACN 003 485 952	Monday, 22 August 2016	1,025.44		58 Ordinary shares
CBA Markets Limited ACN 003 485 952	Monday, 22 August 2016	4,596.80		260 Ordinary shares
CBA Markets Limited ACN 003 485 952	Monday, 22 August 2016	475.20		27 Ordinary shares
CBA Markets Limited ACN 003 485 952	Monday, 22 August 2016	1,463.29		83 Ordinary shares
CBA Markets Limited ACN 003 485 952	Monday, 22 August 2016	1,057.80		60 Ordinary shares
CBA Markets Limited ACN 003 485 952	Monday, 22 August 2016	969.10		55 Ordinary shares
CBA Markets Limited ACN 003 485 952	Monday, 22 August 2016	176.00		10 Ordinary shares
CBA Markets Limited ACN 003 485 952	Monday, 22 August 2016	105.60		6 Ordinary shares

CBA Markets Limited ACN 003 485 952	Monday, 22 August 2016	35.20		2 Ordinary shares
CBA Markets Limited ACN 003 485 952	Monday, 22 August 2016	123.20		7 Ordinary shares
CBA Markets Limited ACN 003 485 952	Monday, 22 August 2016	352.00		20 Ordinary shares
CBA Markets Limited ACN 003 485 952	Monday, 22 August 2016	967.45		55 Ordinary shares
CBA Markets Limited ACN 003 485 952	Monday, 22 August 2016	17.60		1 Ordinary shares
CBA Markets Limited ACN 003 485 952	Monday, 22 August 2016	70.40		4 Ordinary shares
CBA Markets Limited ACN 003 485 952	Monday, 22 August 2016	334.40		19 Ordinary shares
CBA Markets Limited ACN 003 485 952	Monday, 22 August 2016	17.60		1 Ordinary shares
CBA Markets Limited ACN 003 485 952	Monday, 22 August 2016	616.00		35 Ordinary shares
CBA Markets Limited ACN 003 485 952	Monday, 22 August 2016	388.74		22 Ordinary shares
CBA Markets Limited ACN 003 485 952	Monday, 22 August 2016	848.64		48 Ordinary shares
CBA Markets Limited ACN 003 485 952	Monday, 22 August 2016	106.14		6 Ordinary shares
CBA Markets Limited ACN 003 485 952	Monday, 22 August 2016	88.45		5 Ordinary shares
CBA Markets Limited ACN 003 485 952	Monday, 22 August 2016	123.83		7 Ordinary shares
CBA Markets Limited ACN 003 485 952	Monday, 22 August 2016	1,007.19		57 Ordinary shares
CBA Markets Limited ACN 003 485 952	Monday, 22 August 2016	371.60		21 Ordinary shares
CBA Markets Limited ACN 003 485 952	Monday, 22 August 2016	371.60		21 Ordinary shares
CBA Markets Limited ACN 003 485 952	Monday, 22 August 2016	371.49		21 Ordinary shares
CBA Markets Limited	Monday, 22 August	1,045.48		59 Ordinary shares

ACN 003 485 952	2016			
CBA Markets Limited ACN 003 485 952	Monday, 22 August 2016	478.17		27 Ordinary shares
CBA Markets Limited ACN 003 485 952	Monday, 22 August 2016	177.10		10 Ordinary shares
CBA Markets Limited ACN 003 485 952	Monday, 22 August 2016	425.04		24 Ordinary shares
CBA Markets Limited ACN 003 485 952	Monday, 22 August 2016	70.84		4 Ordinary shares
CBA Markets Limited ACN 003 485 952	Monday, 22 August 2016	17.71		1 Ordinary shares
CBA Markets Limited ACN 003 485 952	Monday, 22 August 2016	1,046.07		59 Ordinary shares
CBA Markets Limited ACN 003 485 952	Monday, 22 August 2016	885.00		50 Ordinary shares
CBA Markets Limited ACN 003 485 952	Monday, 22 August 2016	141.20		8 Ordinary shares
CBA Markets Limited ACN 003 485 952	Monday, 22 August 2016	738.78		42 Ordinary shares
CBA Markets Limited ACN 003 485 952	Monday, 22 August 2016	879.00		50 Ordinary shares
CBA Markets Limited ACN 003 485 952	Monday, 22 August 2016	877.50		50 Ordinary shares
CBA Markets Limited ACN 003 485 952	Monday, 22 August 2016	1,580.40		90 Ordinary shares
CBA Markets Limited ACN 003 485 952	Monday, 22 August 2016	10,091.25		575 Ordinary shares
CBA Markets Limited ACN 003 485 952	Monday, 22 August 2016	1,930.50		110 Ordinary shares
CBA Markets Limited ACN 003 485 952	Monday, 22 August 2016	561.60		32 Ordinary shares
CBA Markets Limited ACN 003 485 952	Monday, 22 August 2016	3,316.95		189 Ordinary shares
CBA Markets Limited ACN 003 485 952	Monday, 22 August 2016	13,829.40		788 Ordinary shares
CBA Markets Limited ACN 003 485 952	Monday, 22 August 2016	15,812.55		901 Ordinary shares

CBA Markets Limited ACN 003 485 952	Monday, 22 August 2016	579.15		33 Ordinary shares
CBA Markets Limited ACN 003 485 952	Monday, 22 August 2016	3,843.45		219 Ordinary shares
CBA Markets Limited ACN 003 485 952	Tuesday, 23 August 2016	8,775.00		500 Ordinary shares
CBA Markets Limited ACN 003 485 952	Tuesday, 23 August 2016	1,053.00		60 Ordinary shares
CBA Markets Limited ACN 003 485 952	Tuesday, 23 August 2016	1,053.00		60 Ordinary shares
CBA Markets Limited ACN 003 485 952	Tuesday, 23 August 2016	9,126.00		520 Ordinary shares
CBA Markets Limited ACN 003 485 952	Tuesday, 23 August 2016	2,027.45		115 Ordinary shares
CBA Markets Limited ACN 003 485 952	Tuesday, 23 August 2016	1,227.80		70 Ordinary shares
CBA Markets Limited ACN 003 485 952	Tuesday, 23 August 2016	883.00		50 Ordinary shares
CBA Markets Limited ACN 003 485 952	Tuesday, 23 August 2016	616.70		35 Ordinary shares
CBA Markets Limited ACN 003 485 952	Tuesday, 23 August 2016	527.70		30 Ordinary shares
CBA Markets Limited ACN 003 485 952	Tuesday, 23 August 2016	529.80		30 Ordinary shares
CBA Markets Limited ACN 003 485 952	Tuesday, 23 August 2016	620.20		35 Ordinary shares
CBA Markets Limited ACN 003 485 952	Tuesday, 23 August 2016	619.85		35 Ordinary shares
CBA Markets Limited ACN 003 485 952	Tuesday, 23 August 2016	619.85		35 Ordinary shares
CBA Markets Limited ACN 003 485 952	Tuesday, 23 August 2016	566.40		32 Ordinary shares
CBA Markets Limited ACN 003 485 952	Tuesday, 23 August 2016	141.60		8 Ordinary shares
CBA Markets Limited ACN 003 485 952	Tuesday, 23 August 2016	708.40		40 Ordinary shares
CBA Markets Limited	Tuesday, 23 August	194.81		11 Ordinary shares

ACN 003 485 952	2016			
CBA Markets Limited ACN 003 485 952	Tuesday, 23 August 2016	495.88		28 Ordinary shares
CBA Markets Limited ACN 003 485 952	Tuesday, 23 August 2016	106.26		6 Ordinary shares
CBA Markets Limited ACN 003 485 952	Tuesday, 23 August 2016	797.40		45 Ordinary shares
CBA Markets Limited ACN 003 485 952	Tuesday, 23 August 2016	885.50		50 Ordinary shares
CBA Markets Limited ACN 003 485 952	Tuesday, 23 August 2016	796.95		45 Ordinary shares
CBA Markets Limited ACN 003 485 952	Tuesday, 23 August 2016	1,063.80		60 Ordinary shares
CBA Markets Limited ACN 003 485 952	Tuesday, 23 August 2016	4,249.20		240 Ordinary shares
CBA Markets Limited ACN 003 485 952	Tuesday, 23 August 2016	676.40		38 Ordinary shares
CBA Markets Limited ACN 003 485 952	Tuesday, 23 August 2016	303.28		17 Ordinary shares
CBA Markets Limited ACN 003 485 952	Tuesday, 23 August 2016	1,514.70		85 Ordinary shares
CBA Markets Limited ACN 003 485 952	Tuesday, 23 August 2016	1,424.80		80 Ordinary shares
CBA Markets Limited ACN 003 485 952	Tuesday, 23 August 2016	1,334.25		75 Ordinary shares
CBA Markets Limited ACN 003 485 952	Tuesday, 23 August 2016	4,193.57		235 Ordinary shares
CBA Markets Limited ACN 003 485 952	Tuesday, 23 August 2016	516.20		29 Ordinary shares
CBA Markets Limited ACN 003 485 952	Tuesday, 23 August 2016	729.80		41 Ordinary shares
CBA Markets Limited ACN 003 485 952	Tuesday, 23 August 2016	1,171.17		66 Ordinary shares
CBA Markets Limited ACN 003 485 952	Tuesday, 23 August 2016	1,595.70		90 Ordinary shares
CBA Markets Limited ACN 003 485 952	Tuesday, 23 August 2016	2,306.85		130 Ordinary shares

CBA Markets Limited ACN 003 485 952	Tuesday, 23 August 2016	709.60		40 Ordinary shares
CBA Markets Limited ACN 003 485 952	Tuesday, 23 August 2016	798.30		45 Ordinary shares
CBA Markets Limited ACN 003 485 952	Tuesday, 23 August 2016	1,244.60		70 Ordinary shares
CBA Markets Limited ACN 003 485 952	Tuesday, 23 August 2016	941.81		53 Ordinary shares
CBA Markets Limited ACN 003 485 952	Tuesday, 23 August 2016	391.16		22 Ordinary shares
CBA Markets Limited ACN 003 485 952	Tuesday, 23 August 2016	2,256.79		127 Ordinary shares
CBA Markets Limited ACN 003 485 952	Tuesday, 23 August 2016	159.93		9 Ordinary shares
CBA Markets Limited ACN 003 485 952	Tuesday, 23 August 2016	88.85		5 Ordinary shares
CBA Markets Limited ACN 003 485 952	Tuesday, 23 August 2016	14,678.02		826 Ordinary shares
CBA Markets Limited ACN 003 485 952	Tuesday, 23 August 2016	17,983.24		1,012 Ordinary shares
CBA Markets Limited ACN 003 485 952	Tuesday, 23 August 2016	14,678.02		826 Ordinary shares
CBA Markets Limited ACN 003 485 952	Tuesday, 23 August 2016	177.70		10 Ordinary shares
CBA Markets Limited ACN 003 485 952	Wednesday, 24 August 2016	14,539.60		815 Ordinary shares
CBA Markets Limited ACN 003 485 952	Wednesday, 24 August 2016	1,529.94		86 Ordinary shares
CBA Markets Limited ACN 003 485 952	Wednesday, 24 August 2016	160.11		9 Ordinary shares
CBA Markets Limited ACN 003 485 952	Wednesday, 24 August 2016	1,213.12		68 Ordinary shares
CBA Markets Limited ACN 003 485 952	Wednesday, 24 August 2016	35.68		2 Ordinary shares
CBA Markets Limited ACN 003 485 952	Wednesday, 24 August 2016	1,157.65		65 Ordinary shares
CBA Markets Limited	Wednesday, 24 August	196.24		11 Ordinary shares

ACN 003 485 952	2016			
CBA Markets Limited ACN 003 485 952	Wednesday, 24 August 2016	213.84		12 Ordinary shares
CBA Markets Limited ACN 003 485 952	Wednesday, 24 August 2016	750.54		42 Ordinary shares
CBA Markets Limited ACN 003 485 952	Wednesday, 24 August 2016	1,035.88		58 Ordinary shares
CBA Markets Limited ACN 003 485 952	Wednesday, 24 August 2016	303.62		17 Ordinary shares
CBA Markets Limited ACN 003 485 952	Wednesday, 24 August 2016	1,341.00		75 Ordinary shares
CBA Markets Limited ACN 003 485 952	Wednesday, 24 August 2016	250.18		14 Ordinary shares
CBA Markets Limited ACN 003 485 952	Wednesday, 24 August 2016	1,000.72		56 Ordinary shares
CBA Markets Limited ACN 003 485 952	Wednesday, 24 August 2016	1,250.90		70 Ordinary shares
CBA Markets Limited ACN 003 485 952	Wednesday, 24 August 2016	232.38		13 Ordinary shares
CBA Markets Limited ACN 003 485 952	Wednesday, 24 August 2016	1,248.80		70 Ordinary shares
CBA Markets Limited ACN 003 485 952	Wednesday, 24 August 2016	1,123.92		63 Ordinary shares
CBA Markets Limited ACN 003 485 952	Wednesday, 24 August 2016	124.04		7 Ordinary shares
CBA Markets Limited ACN 003 485 952	Wednesday, 24 August 2016	1,950.30		110 Ordinary shares
CBA Markets Limited ACN 003 485 952	Wednesday, 24 August 2016	49,934.96		2,818 Ordinary shares
CBA Markets Limited ACN 003 485 952	Thursday, 25 August 2016	917.28		52 Ordinary shares
CBA Markets Limited ACN 003 485 952	Thursday, 25 August 2016	35.28		2 Ordinary shares
CBA Markets Limited ACN 003 485 952	Thursday, 25 August 2016	882.00		50 Ordinary shares
CBA Markets Limited ACN 003 485 952	Thursday, 25 August 2016	52.92		3 Ordinary shares

CBA Markets Limited ACN 003 485 952	Thursday, 25 August 2016	952.56		54 Ordinary shares
CBA Markets Limited ACN 003 485 952	Thursday, 25 August 2016	476.28		27 Ordinary shares
CBA Markets Limited ACN 003 485 952	Thursday, 25 August 2016	352.80		20 Ordinary shares
CBA Markets Limited ACN 003 485 952	Thursday, 25 August 2016	176.40		10 Ordinary shares
CBA Markets Limited ACN 003 485 952	Thursday, 25 August 2016	635.04		36 Ordinary shares
CBA Markets Limited ACN 003 485 952	Thursday, 25 August 2016	493.92		28 Ordinary shares
CBA Markets Limited ACN 003 485 952	Thursday, 25 August 2016	387.20		22 Ordinary shares
CBA Markets Limited ACN 003 485 952	Thursday, 25 August 2016	1,594.80		90 Ordinary shares
CBA Markets Limited ACN 003 485 952	Thursday, 25 August 2016	1,594.80		90 Ordinary shares
CBA Markets Limited ACN 003 485 952	Thursday, 25 August 2016	622.30		35 Ordinary shares
CBA Markets Limited ACN 003 485 952	Thursday, 25 August 2016	586.90		33 Ordinary shares
CBA Markets Limited ACN 003 485 952	Thursday, 25 August 2016	586.90		33 Ordinary shares
CBA Markets Limited ACN 003 485 952	Thursday, 25 August 2016	515.76		29 Ordinary shares
CBA Markets Limited ACN 003 485 952	Thursday, 25 August 2016	531.30		30 Ordinary shares
CBA Markets Limited ACN 003 485 952	Thursday, 25 August 2016	2,513.40		142 Ordinary shares
CBA Markets Limited ACN 003 485 952	Thursday, 25 August 2016	7,451.70		421 Ordinary shares
CBA Markets Limited ACN 003 485 952	Friday, 26 August 2016	194.70		11 Ordinary shares
CBA Markets Limited ACN 003 485 952	Friday, 26 August 2016	159.30		9 Ordinary shares
CBA Markets Limited	Friday, 26 August 2016	1,309.80		74 Ordinary shares

ACN 003 485 952				
CBA Markets Limited ACN 003 485 952	Friday, 26 August 2016	35.40		2 Ordinary shares
CBA Markets Limited ACN 003 485 952	Friday, 26 August 2016	1,752.30		99 Ordinary shares
CBA Markets Limited ACN 003 485 952	Friday, 26 August 2016	265.50		15 Ordinary shares
CBA Markets Limited ACN 003 485 952	Friday, 26 August 2016	247.80		14 Ordinary shares
CBA Markets Limited ACN 003 485 952	Friday, 26 August 2016	389.40		22 Ordinary shares
CBA Markets Limited ACN 003 485 952	Friday, 26 August 2016	1,814.40		105 Ordinary shares
CBA Markets Limited ACN 003 485 952	Friday, 26 August 2016	1,262.17		73 Ordinary shares
CBA Markets Limited ACN 003 485 952	Friday, 26 August 2016	224.77		13 Ordinary shares
CBA Markets Limited ACN 003 485 952	Friday, 26 August 2016	8,039.85		465 Ordinary shares
CBA Markets Limited ACN 003 485 952	Friday, 26 August 2016	449.54		26 Ordinary shares
CBA Markets Limited ACN 003 485 952	Monday, 29 August 2016	15,671.16		909 Ordinary shares
CBA Markets Limited ACN 003 485 952	Monday, 29 August 2016	34.48		2 Ordinary shares
CBA Markets Limited ACN 003 485 952	Monday, 29 August 2016	2,206.72		128 Ordinary shares
CBA Markets Limited ACN 003 485 952	Monday, 29 August 2016	844.76		49 Ordinary shares
CBA Markets Limited ACN 003 485 952	Monday, 29 August 2016	844.76		49 Ordinary shares
CBA Markets Limited ACN 003 485 952	Monday, 29 August 2016	51.72		3 Ordinary shares
CBA Markets Limited ACN 003 485 952	Monday, 29 August 2016	1,724.00		100 Ordinary shares
CBA Markets Limited ACN 003 485 952	Tuesday, 30 August 2016	694.80		40 Ordinary shares

CBA Markets Limited ACN 003 485 952	Tuesday, 30 August 2016	15,633.00		900 Ordinary shares
CBA Markets Limited ACN 003 485 952	Tuesday, 30 August 2016	1,076.94		62 Ordinary shares
CBA Markets Limited ACN 003 485 952	Tuesday, 30 August 2016	1,632.78		94 Ordinary shares
CBA Markets Limited ACN 003 485 952	Tuesday, 30 August 2016	1,059.57		61 Ordinary shares
CBA Markets Limited ACN 003 485 952	Tuesday, 30 August 2016	1,340.57		77 Ordinary shares
CBA Markets Limited ACN 003 485 952	Tuesday, 30 August 2016	661.58		38 Ordinary shares
CBA Markets Limited ACN 003 485 952	Tuesday, 30 August 2016	2,267.85		130 Ordinary shares
CBA Markets Limited ACN 003 485 952	Tuesday, 30 August 2016	784.80		45 Ordinary shares
CBA Markets Limited ACN 003 485 952	Tuesday, 30 August 2016	138.16		8 Ordinary shares
CBA Markets Limited ACN 003 485 952	Tuesday, 30 August 2016	520.50		30 Ordinary shares
CBA Markets Limited ACN 003 485 952	Tuesday, 30 August 2016	433.75		25 Ordinary shares
CBA Markets Limited ACN 003 485 952	Tuesday, 30 August 2016	21,564.13		1,253 Ordinary shares
CBA Markets Limited ACN 003 485 952	Tuesday, 30 August 2016	172.10		10 Ordinary shares
CBA Markets Limited ACN 003 485 952	Tuesday, 30 August 2016	8,226.38		478 Ordinary shares
CBA Markets Limited ACN 003 485 952	Tuesday, 30 August 2016	26,985.28		1,568 Ordinary shares
CBA Markets Limited ACN 003 485 952	Tuesday, 30 August 2016	7,641.24		444 Ordinary shares
CBA Markets Limited ACN 003 485 952	Tuesday, 30 August 2016	10,566.94		614 Ordinary shares
CBA Markets Limited ACN 003 485 952	Tuesday, 30 August 2016	4,715.54		274 Ordinary shares
CBA Markets Limited	Wednesday, 31 August	5,317.89		309 Ordinary shares

ACN 003 485 952	2016			
CBA Markets Limited ACN 003 485 952	Wednesday, 31 August 2016	68.84		4 Ordinary shares
CBA Markets Limited ACN 003 485 952	Wednesday, 31 August 2016	34.42		2 Ordinary shares
CBA Markets Limited ACN 003 485 952	Wednesday, 31 August 2016	447.46		26 Ordinary shares
CBA Markets Limited ACN 003 485 952	Wednesday, 31 August 2016	137.68		8 Ordinary shares
CBA Markets Limited ACN 003 485 952	Wednesday, 31 August 2016	12,787.03		743 Ordinary shares
CBA Markets Limited ACN 003 485 952	Wednesday, 31 August 2016	223.73		13 Ordinary shares
CBA Markets Limited ACN 003 485 952	Wednesday, 31 August 2016	223.73		13 Ordinary shares
CBA Markets Limited ACN 003 485 952	Wednesday, 31 August 2016	1,474.75		85 Ordinary shares
CBA Markets Limited ACN 003 485 952	Wednesday, 31 August 2016	49,835.25		2,889 Ordinary shares
CBA Markets Limited ACN 003 485 952	Thursday, 1 September 2016	3,864.00		224 Ordinary shares
CBA Markets Limited ACN 003 485 952	Thursday, 1 September 2016	1,104.00		64 Ordinary shares
CBA Markets Limited ACN 003 485 952	Thursday, 1 September 2016	1,086.75		63 Ordinary shares
CBA Markets Limited ACN 003 485 952	Thursday, 1 September 2016	258.75		15 Ordinary shares
CBA Markets Limited ACN 003 485 952	Thursday, 1 September 2016	258.75		15 Ordinary shares
CBA Markets Limited ACN 003 485 952	Thursday, 1 September 2016	2,228.20		130 Ordinary shares
CBA Markets Limited ACN 003 485 952	Thursday, 1 September 2016	103.98		6 Ordinary shares
CBA Markets Limited ACN 003 485 952	Thursday, 1 September 2016	103.98		6 Ordinary shares
CBA Markets Limited ACN 003 485 952	Thursday, 1 September 2016	1,091.16		63 Ordinary shares

CBA Markets Limited ACN 003 485 952	Thursday, 1 September 2016	5,923.65		345 Ordinary shares
CBA Markets Limited ACN 003 485 952	Thursday, 1 September 2016	2,438.14		142 Ordinary shares
CBA Markets Limited ACN 003 485 952	Thursday, 1 September 2016	9,786.90		570 Ordinary shares
CBA Markets Limited ACN 003 485 952	Thursday, 1 September 2016	30,906.00		1,800 Ordinary shares
CBA Markets Limited ACN 003 485 952	Thursday, 1 September 2016	910.01		53 Ordinary shares
CBA Markets Limited ACN 003 485 952	Friday, 2 September 2016	6,330.70		370 Ordinary shares
CBA Markets Limited ACN 003 485 952	Friday, 2 September 2016	3,593.10		210 Ordinary shares
CBA Markets Limited ACN 003 485 952	Friday, 2 September 2016	6,518.91		381 Ordinary shares
CBA Markets Limited ACN 003 485 952	Friday, 2 September 2016	838.39		49 Ordinary shares
CBA Markets Limited ACN 003 485 952	Friday, 2 September 2016	821.28		48 Ordinary shares
CBA Markets Limited ACN 003 485 952	Friday, 2 September 2016	2,216.50		130 Ordinary shares
CBA Markets Limited ACN 003 485 952	Friday, 2 September 2016	679.60		40 Ordinary shares
CBA Markets Limited ACN 003 485 952	Friday, 2 September 2016	593.60		35 Ordinary shares
CBA Markets Limited ACN 003 485 952	Friday, 2 September 2016	668.80		40 Ordinary shares
CBA Markets Limited ACN 003 485 952	Friday, 2 September 2016	1,539.00		90 Ordinary shares
CBA Markets Limited ACN 003 485 952	Friday, 2 September 2016	12,575.85		735 Ordinary shares
CBA Markets Limited ACN 003 485 952	Friday, 2 September 2016	20,857.09		1,219 Ordinary shares
CBA Markets Limited ACN 003 485 952	Friday, 2 September 2016	13,260.25		775 Ordinary shares
CBA Markets Limited	Friday, 2 September	3,216.68		188 Ordinary shares

ACN 003 485 952	2016			
CBA Markets Limited ACN 003 485 952	Monday, 5 September 2016	544.32		32 Ordinary shares
CBA Markets Limited ACN 003 485 952	Monday, 5 September 2016	6,276.69		369 Ordinary shares
CBA Markets Limited ACN 003 485 952	Monday, 5 September 2016	629.37		37 Ordinary shares
CBA Markets Limited ACN 003 485 952	Monday, 5 September 2016	1,122.66		66 Ordinary shares
CBA Markets Limited ACN 003 485 952	Monday, 5 September 2016	1,037.61		61 Ordinary shares
CBA Markets Limited ACN 003 485 952	Monday, 5 September 2016	1,462.86		86 Ordinary shares
CBA Markets Limited ACN 003 485 952	Monday, 5 September 2016	1,632.96		96 Ordinary shares
CBA Markets Limited ACN 003 485 952	Monday, 5 September 2016	7,178.22		422 Ordinary shares
CBA Markets Limited ACN 003 485 952	Monday, 5 September 2016	102.48		6 Ordinary shares
CBA Markets Limited ACN 003 485 952	Monday, 5 September 2016	1,520.12		89 Ordinary shares
CBA Markets Limited ACN 003 485 952	Monday, 5 September 2016	513.90		30 Ordinary shares
CBA Markets Limited ACN 003 485 952	Monday, 5 September 2016	943.80		55 Ordinary shares
CBA Markets Limited ACN 003 485 952	Monday, 5 September 2016	444.34		26 Ordinary shares
CBA Markets Limited ACN 003 485 952	Tuesday, 6 September 2016	1,212.68		71 Ordinary shares
CBA Markets Limited ACN 003 485 952	Tuesday, 6 September 2016	3,450.16		202 Ordinary shares
CBA Markets Limited ACN 003 485 952	Tuesday, 6 September 2016	68.32		4 Ordinary shares
CBA Markets Limited ACN 003 485 952	Tuesday, 6 September 2016	1,527.30		90 Ordinary shares
CBA Markets Limited ACN 003 485 952	Tuesday, 6 September 2016	678.80		40 Ordinary shares

CBA Markets Limited ACN 003 485 952	Wednesday, 7 September 2016	565.29		33 Ordinary shares
CBA Markets Limited ACN 003 485 952	Wednesday, 7 September 2016	805.11		47 Ordinary shares
CBA Markets Limited ACN 003 485 952	Wednesday, 7 September 2016	17,422.50		1,010 Ordinary shares
CBA Markets Limited ACN 003 485 952	Wednesday, 7 September 2016	25,409.25		1,473 Ordinary shares
CBA Markets Limited ACN 003 485 952	Thursday, 8 September 2016	4,956.10		290 Ordinary shares
CBA Markets Limited ACN 003 485 952	Thursday, 8 September 2016	2,145.00		125 Ordinary shares
CBA Markets Limited ACN 003 485 952	Thursday, 8 September 2016	1,886.50		110 Ordinary shares
CBA Markets Limited ACN 003 485 952	Thursday, 8 September 2016	17,677.98		1,026 Ordinary shares
CBA Markets Limited ACN 003 485 952	Thursday, 8 September 2016	28,550.11		1,657 Ordinary shares
CBA Markets Limited ACN 003 485 952	Thursday, 8 September 2016	9,993.40		580 Ordinary shares
CBA Markets Limited ACN 003 485 952	Friday, 9 September 2016	4,918.40		290 Ordinary shares
CBA Markets Limited ACN 003 485 952	Friday, 9 September 2016	1,948.10		115 Ordinary shares
CBA Markets Limited ACN 003 485 952	Friday, 9 September 2016	576.64		34 Ordinary shares
CBA Markets Limited ACN 003 485 952	Monday, 12 September 2016	19,672.60		1,178 Ordinary shares
CBA Markets Limited ACN 003 485 952	Monday, 12 September 2016	16.70		1 Ordinary shares
CBA Markets Limited ACN 003 485 952	Monday, 12 September 2016	2,156.70		130 Ordinary shares
CBA Markets Limited ACN 003 485 952	Monday, 12 September 2016	1,253.24		76 Ordinary shares
CBA Markets Limited ACN 003 485 952	Monday, 12 September 2016	1,559.90		95 Ordinary shares
CBA Markets Limited	Monday, 12 September	737.10		45 Ordinary shares

ACN 003 485 952	2016			
CBA Markets Limited ACN 003 485 952	Monday, 12 September 2016	222,769.60		13,135 Ordinary shares
CBA Markets Limited ACN 003 485 952	Tuesday, 13 September 2016	1,157.80		70 Ordinary shares
CBA Markets Limited ACN 003 485 952	Tuesday, 13 September 2016	1,005.60		60 Ordinary shares
CBA Markets Limited ACN 003 485 952	Tuesday, 13 September 2016	7,056.00		420 Ordinary shares
CBA Markets Limited ACN 003 485 952	Tuesday, 13 September 2016	3,225.60		192 Ordinary shares
CBA Markets Limited ACN 003 485 952	Tuesday, 13 September 2016	621.60		37 Ordinary shares
CBA Markets Limited ACN 003 485 952	Tuesday, 13 September 2016	1,176.00		70 Ordinary shares
CBA Markets Limited ACN 003 485 952	Wednesday, 14 September 2016	16.69		1 Ordinary shares
CBA Markets Limited ACN 003 485 952	Wednesday, 14 September 2016	1,337.60		80 Ordinary shares
CBA Markets Limited ACN 003 485 952	Wednesday, 14 September 2016	2,019.60		120 Ordinary shares
CBA Markets Limited ACN 003 485 952	Wednesday, 14 September 2016	4,338.16		257 Ordinary shares
CBA Markets Limited ACN 003 485 952	Wednesday, 14 September 2016	3,224.08		191 Ordinary shares
CBA Markets Limited ACN 003 485 952	Thursday, 15 September 2016	4,782.72		282 Ordinary shares
CBA Markets Limited ACN 003 485 952	Thursday, 15 September 2016	48,352.96		2,851 Ordinary shares
CBA Markets Limited ACN 003 485 952	Thursday, 15 September 2016	22,166.72		1,307 Ordinary shares
CBA Markets Limited ACN 003 485 952	Thursday, 15 September 2016	334,181.26		19,703 Ordinary shares
CBA Markets Limited ACN 003 485 952	Thursday, 15 September 2016	1,016.40		60 Ordinary shares
CBA Markets Limited ACN 003 485 952	Thursday, 15 September 2016	762.30		45 Ordinary shares

CBA Markets Limited ACN 003 485 952	Thursday, 15 September 2016	5,606.70		330 Ordinary shares
CBA Markets Limited ACN 003 485 952	Thursday, 15 September 2016	16,140.50		950 Ordinary shares
CBA Markets Limited ACN 003 485 952	Thursday, 15 September 2016	35,865.89		2,111 Ordinary shares
CBA Markets Limited ACN 003 485 952	Thursday, 15 September 2016	334,162.88		19,703 Ordinary shares
CBA Markets Limited ACN 003 485 952	Friday, 16 September 2016	767.70		45 Ordinary shares
CBA Markets Limited ACN 003 485 952	Friday, 16 September 2016	102.36		6 Ordinary shares
CBA Markets Limited ACN 003 485 952	Friday, 16 September 2016	68.24		4 Ordinary shares
CBA Markets Limited ACN 003 485 952	Friday, 16 September 2016	1,125.80		65 Ordinary shares
CBA Markets Limited ACN 003 485 952	Friday, 16 September 2016	1,113.45		65 Ordinary shares
CBA Markets Limited ACN 003 485 952	Friday, 16 September 2016	7,335.50		425 Ordinary shares
CBA Markets Limited ACN 003 485 952	Tuesday, 20 September 2016	1,942.60		110 Ordinary shares
CBA Markets Limited ACN 003 485 952	Tuesday, 20 September 2016	5,603.52		312 Ordinary shares
CBA Markets Limited ACN 003 485 952	Tuesday, 20 September 2016	323.28		18 Ordinary shares
CBA Markets Limited ACN 003 485 952	Tuesday, 20 September 2016	10,147.40		565 Ordinary shares
CBA Markets Limited ACN 003 485 952	Wednesday, 21 September 2016	1,383.69		77 Ordinary shares
CBA Markets Limited ACN 003 485 952	Wednesday, 21 September 2016	3,594.00		200 Ordinary shares
CBA Markets Limited ACN 003 485 952	Wednesday, 21 September 2016	874.65		49 Ordinary shares
CBA Markets Limited ACN 003 485 952	Wednesday, 21 September 2016	35.72		2 Ordinary shares
CBA Markets Limited	Wednesday, 21	17.83		1 Ordinary shares

ACN 003 485 952	September 2016			
CBA Markets Limited ACN 003 485 952	Wednesday, 21 September 2016	17.83		1 Ordinary shares
CBA Markets Limited ACN 003 485 952	Wednesday, 21 September 2016	1,072.80		60 Ordinary shares
CBA Markets Limited ACN 003 485 952	Wednesday, 21 September 2016	1,796.00		100 Ordinary shares
CBA Markets Limited ACN 003 485 952	Wednesday, 21 September 2016	1,296.00		72 Ordinary shares
CBA Markets Limited ACN 003 485 952	Wednesday, 21 September 2016	324.00		18 Ordinary shares
CBA Markets Limited ACN 003 485 952	Wednesday, 21 September 2016	450.25		25 Ordinary shares
CBA Markets Limited ACN 003 485 952	Wednesday, 21 September 2016	1,441.60		80 Ordinary shares
CBA Markets Limited ACN 003 485 952	Wednesday, 21 September 2016	1,802.00		100 Ordinary shares
CBA Markets Limited ACN 003 485 952	Wednesday, 21 September 2016	1,711.90		95 Ordinary shares
CBA Markets Limited ACN 003 485 952	Wednesday, 21 September 2016	1,711.90		95 Ordinary shares
CBA Markets Limited ACN 003 485 952	Wednesday, 21 September 2016	1,802.00		100 Ordinary shares
CBA Markets Limited ACN 003 485 952	Wednesday, 21 September 2016	18.02		1 Ordinary shares
CBA Markets Limited ACN 003 485 952	Wednesday, 21 September 2016	1,783.98		99 Ordinary shares
CBA Markets Limited ACN 003 485 952	Wednesday, 21 September 2016	1,807.00		100 Ordinary shares
CBA Markets Limited ACN 003 485 952	Wednesday, 21 September 2016	1,621.80		90 Ordinary shares
CBA Markets Limited ACN 003 485 952	Wednesday, 21 September 2016	1,892.10		105 Ordinary shares
CBA Markets Limited ACN 003 485 952	Wednesday, 21 September 2016	1,801.00		100 Ordinary shares
CBA Markets Limited ACN 003 485 952	Wednesday, 21 September 2016	2,702.25		150 Ordinary shares

CBA Markets Limited ACN 003 485 952	Wednesday, 21 September 2016	216.18		12 Ordinary shares
CBA Markets Limited ACN 003 485 952	Wednesday, 21 September 2016	2,036.26		113 Ordinary shares
CBA Markets Limited ACN 003 485 952	Wednesday, 21 September 2016	36.04		2 Ordinary shares
CBA Markets Limited ACN 003 485 952	Wednesday, 21 September 2016	450.25		25 Ordinary shares
CBA Markets Limited ACN 003 485 952	Wednesday, 21 September 2016	234.00		13 Ordinary shares
CBA Markets Limited ACN 003 485 952	Wednesday, 21 September 2016	900.00		50 Ordinary shares
CBA Markets Limited ACN 003 485 952	Wednesday, 21 September 2016	4,770.00		265 Ordinary shares
CBA Markets Limited ACN 003 485 952	Wednesday, 21 September 2016	2,124.00		118 Ordinary shares
CBA Markets Limited ACN 003 485 952	Wednesday, 21 September 2016	9,990.00		555 Ordinary shares
CBA Markets Limited ACN 003 485 952	Thursday, 22 September 2016	2,346.50		130 Ordinary shares
CBA Markets Limited ACN 003 485 952	Thursday, 22 September 2016	1,171.95		65 Ordinary shares
CBA Markets Limited ACN 003 485 952	Thursday, 22 September 2016	1,315.82		73 Ordinary shares
CBA Markets Limited ACN 003 485 952	Thursday, 22 September 2016	1,351.50		75 Ordinary shares
CBA Markets Limited ACN 003 485 952	Thursday, 22 September 2016	126.07		7 Ordinary shares
CBA Markets Limited ACN 003 485 952	Thursday, 22 September 2016	198.11		11 Ordinary shares
CBA Markets Limited ACN 003 485 952	Thursday, 22 September 2016	36.02		2 Ordinary shares
CBA Markets Limited ACN 003 485 952	Thursday, 22 September 2016	216.12		12 Ordinary shares
CBA Markets Limited ACN 003 485 952	Thursday, 22 September 2016	54.05		3 Ordinary shares
CBA Markets Limited	Thursday, 22 September	108.03		6 Ordinary shares

ACN 003 485 952	2016			
CBA Markets Limited ACN 003 485 952	Thursday, 22 September 2016	1,133.37		63 Ordinary shares
CBA Markets Limited ACN 003 485 952	Thursday, 22 September 2016	2,338.70		130 Ordinary shares
CBA Markets Limited ACN 003 485 952	Thursday, 22 September 2016	1,800.00		100 Ordinary shares
CBA Markets Limited ACN 003 485 952	Thursday, 22 September 2016	2,247.50		125 Ordinary shares
CBA Markets Limited ACN 003 485 952	Thursday, 22 September 2016	71.92		4 Ordinary shares
CBA Markets Limited ACN 003 485 952	Friday, 23 September 2016	773.14		43 Ordinary shares
CBA Markets Limited ACN 003 485 952	Friday, 23 September 2016	1,563.39		87 Ordinary shares
CBA Markets Limited ACN 003 485 952	Friday, 23 September 2016	376.95		21 Ordinary shares
CBA Markets Limited ACN 003 485 952	Friday, 23 September 2016	1,418.05		79 Ordinary shares
CBA Markets Limited ACN 003 485 952	Friday, 23 September 2016	1,611.00		90 Ordinary shares
CBA Markets Limited ACN 003 485 952	Friday, 23 September 2016	377.16		21 Ordinary shares
CBA Markets Limited ACN 003 485 952	Friday, 23 September 2016	53.88		3 Ordinary shares
CBA Markets Limited ACN 003 485 952	Friday, 23 September 2016	826.16		46 Ordinary shares
CBA Markets Limited ACN 003 485 952	Friday, 23 September 2016	1,078.20		60 Ordinary shares
CBA Markets Limited ACN 003 485 952	Friday, 23 September 2016	1,086.00		60 Ordinary shares
CBA Markets Limited ACN 003 485 952	Friday, 23 September 2016	866.88		48 Ordinary shares
CBA Markets Limited ACN 003 485 952	Friday, 23 September 2016	36.06		2 Ordinary shares
CBA Markets Limited ACN 003 485 952	Friday, 23 September 2016	90.15		5 Ordinary shares

CBA Markets Limited ACN 003 485 952	Friday, 23 September 2016	631.05		35 Ordinary shares
CBA Markets Limited ACN 003 485 952	Friday, 23 September 2016	720.80		40 Ordinary shares
CBA Markets Limited ACN 003 485 952	Friday, 23 September 2016	720.80		40 Ordinary shares
CBA Markets Limited ACN 003 485 952	Friday, 23 September 2016	162.41		9 Ordinary shares
CBA Markets Limited ACN 003 485 952	Friday, 23 September 2016	1,624.95		90 Ordinary shares
CBA Markets Limited ACN 003 485 952	Friday, 23 September 2016	2,437.43		135 Ordinary shares
CBA Markets Limited ACN 003 485 952	Friday, 23 September 2016	811.35		45 Ordinary shares
CBA Markets Limited ACN 003 485 952	Friday, 23 September 2016	721.60		40 Ordinary shares
CBA Markets Limited ACN 003 485 952	Friday, 23 September 2016	1,082.70		60 Ordinary shares
CBA Markets Limited ACN 003 485 952	Friday, 23 September 2016	721.60		40 Ordinary shares
CBA Markets Limited ACN 003 485 952	Friday, 23 September 2016	306.77		17 Ordinary shares
CBA Markets Limited ACN 003 485 952	Friday, 23 September 2016	722.00		40 Ordinary shares
CBA Markets Limited ACN 003 485 952	Friday, 23 September 2016	1,624.95		90 Ordinary shares
CBA Markets Limited ACN 003 485 952	Friday, 23 September 2016	2,258.13		125 Ordinary shares
CBA Markets Limited ACN 003 485 952	Friday, 23 September 2016	2,437.43		135 Ordinary shares
CBA Markets Limited ACN 003 485 952	Friday, 23 September 2016	902.50		50 Ordinary shares
CBA Markets Limited ACN 003 485 952	Friday, 23 September 2016	1,353.75		75 Ordinary shares
CBA Markets Limited ACN 003 485 952	Friday, 23 September 2016	2,526.30		140 Ordinary shares
CBA Markets Limited	Friday, 23 September	3,161.38		175 Ordinary shares

ACN 003 485 952	2016			
CBA Markets Limited ACN 003 485 952	Friday, 23 September 2016	958.24		53 Ordinary shares
CBA Markets Limited ACN 003 485 952	Friday, 23 September 2016	668.96		37 Ordinary shares
CBA Markets Limited ACN 003 485 952	Friday, 23 September 2016	1,536.80		85 Ordinary shares
CBA Markets Limited ACN 003 485 952	Friday, 23 September 2016	1,446.40		80 Ordinary shares
CBA Markets Limited ACN 003 485 952	Friday, 23 September 2016	1,446.40		80 Ordinary shares
CBA Markets Limited ACN 003 485 952	Friday, 23 September 2016	723.00		40 Ordinary shares
CBA Markets Limited ACN 003 485 952	Friday, 23 September 2016	1,445.60		80 Ordinary shares
CBA Markets Limited ACN 003 485 952	Friday, 23 September 2016	2,441.47		135 Ordinary shares
CBA Markets Limited ACN 003 485 952	Friday, 23 September 2016	1,446.40		80 Ordinary shares
CBA Markets Limited ACN 003 485 952	Friday, 23 September 2016	1,445.60		80 Ordinary shares
CBA Markets Limited ACN 003 485 952	Friday, 23 September 2016	1,445.60		80 Ordinary shares
CBA Markets Limited ACN 003 485 952	Friday, 23 September 2016	1,536.80		85 Ordinary shares
CBA Markets Limited ACN 003 485 952	Friday, 23 September 2016	1,536.80		85 Ordinary shares
CBA Markets Limited ACN 003 485 952	Friday, 23 September 2016	1,012.48		56 Ordinary shares
CBA Markets Limited ACN 003 485 952	Friday, 23 September 2016	90.40		5 Ordinary shares
CBA Markets Limited ACN 003 485 952	Friday, 23 September 2016	72.32		4 Ordinary shares
CBA Markets Limited ACN 003 485 952	Friday, 23 September 2016	198.88		11 Ordinary shares
CBA Markets Limited ACN 003 485 952	Friday, 23 September 2016	162.81		9 Ordinary shares

CBA Markets Limited ACN 003 485 952	Friday, 23 September 2016	1,448.00		80 Ordinary shares
CBA Markets Limited ACN 003 485 952	Friday, 23 September 2016	1,538.50		85 Ordinary shares
CBA Markets Limited ACN 003 485 952	Friday, 23 September 2016	1,629.00		90 Ordinary shares
CBA Markets Limited ACN 003 485 952	Friday, 23 September 2016	2,441.47		135 Ordinary shares
CBA Markets Limited ACN 003 485 952	Friday, 23 September 2016	18.09		1 Ordinary shares
CBA Markets Limited ACN 003 485 952	Friday, 23 September 2016	1,629.00		90 Ordinary shares
CBA Markets Limited ACN 003 485 952	Friday, 23 September 2016	1,574.26		87 Ordinary shares
CBA Markets Limited ACN 003 485 952	Friday, 23 September 2016	506.66		28 Ordinary shares
CBA Markets Limited ACN 003 485 952	Friday, 23 September 2016	5,445.09		301 Ordinary shares
CBA Markets Limited ACN 003 485 952	Friday, 23 September 2016	8,013.87		443 Ordinary shares
CBA Markets Limited ACN 003 485 952	Friday, 23 September 2016	1,628.10		90 Ordinary shares
CBA Markets Limited ACN 003 485 952	Friday, 23 September 2016	9,985.68		552 Ordinary shares
CBA Markets Limited ACN 003 485 952	Monday, 26 September 2016	1,899.45		105 Ordinary shares
CBA Markets Limited ACN 003 485 952	Monday, 26 September 2016	8,239.92		456 Ordinary shares
CBA Markets Limited ACN 003 485 952	Monday, 26 September 2016	1,734.72		96 Ordinary shares
CBA Markets Limited ACN 003 485 952	Tuesday, 27 September 2016	395.12		22 Ordinary shares
CBA Markets Limited ACN 003 485 952	Tuesday, 27 September 2016	251.44		14 Ordinary shares
CBA Markets Limited ACN 003 485 952	Tuesday, 27 September 2016	3,178.92		177 Ordinary shares
CBA Markets Limited	Tuesday, 27 September	790.24		44 Ordinary shares

ACN 003 485 952	2016			
CBA Markets Limited ACN 003 485 952	Tuesday, 27 September 2016	5,298.20		295 Ordinary shares
CBA Markets Limited ACN 003 485 952	Tuesday, 27 September 2016	1,507.90		85 Ordinary shares
CBA Markets Limited ACN 003 485 952	Tuesday, 27 September 2016	1,157.65		65 Ordinary shares
CBA Markets Limited ACN 003 485 952	Wednesday, 28 September 2016	8,733.42		486 Ordinary shares
CBA Markets Limited ACN 003 485 952	Wednesday, 28 September 2016	1,275.87		71 Ordinary shares
CBA Markets Limited ACN 003 485 952	Wednesday, 28 September 2016	639.10		35 Ordinary shares
CBA Markets Limited ACN 003 485 952	Wednesday, 28 September 2016	36.52		2 Ordinary shares
CBA Markets Limited ACN 003 485 952	Wednesday, 28 September 2016	638.75		35 Ordinary shares
CBA Markets Limited ACN 003 485 952	Wednesday, 28 September 2016	637.70		35 Ordinary shares
CBA Markets Limited ACN 003 485 952	Wednesday, 28 September 2016	181.60		10 Ordinary shares
CBA Markets Limited ACN 003 485 952	Wednesday, 28 September 2016	36.32		2 Ordinary shares
CBA Markets Limited ACN 003 485 952	Wednesday, 28 September 2016	236.08		13 Ordinary shares
CBA Markets Limited ACN 003 485 952	Wednesday, 28 September 2016	546.00		30 Ordinary shares
CBA Markets Limited ACN 003 485 952	Thursday, 29 September 2016	3,186.66		173 Ordinary shares
CBA Markets Limited ACN 003 485 952	Thursday, 29 September 2016	645.22		35 Ordinary shares
CBA Markets Limited ACN 003 485 952	Thursday, 29 September 2016	349.70		19 Ordinary shares
CBA Markets Limited ACN 003 485 952	Thursday, 29 September 2016	2,389.40		130 Ordinary shares
CBA Markets Limited ACN 003 485 952	Thursday, 29 September 2016	2,390.70		130 Ordinary shares

CBA Markets Limited ACN 003 485 952	Thursday, 29 September 2016	6,164.00		335 Ordinary shares
CBA Markets Limited ACN 003 485 952	Thursday, 29 September 2016	10,193.60		554 Ordinary shares
CBA Markets Limited ACN 003 485 952	Friday, 30 September 2016	823.50		45 Ordinary shares
CBA Markets Limited ACN 003 485 952	Friday, 30 September 2016	2,415.60		132 Ordinary shares
CBA Markets Limited ACN 003 485 952	Friday, 30 September 2016	146.00		8 Ordinary shares
CBA Markets Limited ACN 003 485 952	Friday, 30 September 2016	1,350.50		74 Ordinary shares
CBA Markets Limited ACN 003 485 952	Friday, 30 September 2016	16,325.84		899 Ordinary shares
CBA Markets Limited ACN 003 485 952	Tuesday, 4 October 2016	2,381.60		130 Ordinary shares
CBA Markets Limited ACN 003 485 952	Tuesday, 4 October 2016	1,118.13		61 Ordinary shares
CBA Markets Limited ACN 003 485 952	Tuesday, 4 October 2016	458.25		25 Ordinary shares
CBA Markets Limited ACN 003 485 952	Tuesday, 4 October 2016	19,539.78		1,066 Ordinary shares
CBA Markets Limited ACN 003 485 952	Wednesday, 5 October 2016	1,022.56		56 Ordinary shares
CBA Markets Limited ACN 003 485 952	Wednesday, 5 October 2016	1,351.24		74 Ordinary shares
CBA Markets Limited ACN 003 485 952	Wednesday, 5 October 2016	1,625.14		89 Ordinary shares
CBA Markets Limited ACN 003 485 952	Thursday, 6 October 2016	2,364.70		130 Ordinary shares
CBA Markets Limited ACN 003 485 952	Thursday, 6 October 2016	91.00		5 Ordinary shares
CBA Markets Limited ACN 003 485 952	Thursday, 6 October 2016	746.20		41 Ordinary shares
CBA Markets Limited ACN 003 485 952	Monday, 10 October 2016	2,343.90		130 Ordinary shares
CBA Markets Limited	Monday, 10 October	810.45		45 Ordinary shares

ACN 003 485 952	2016			
CBA Markets Limited ACN 003 485 952	Monday, 10 October 2016	901.50		50 Ordinary shares
CBA Markets Limited ACN 003 485 952	Monday, 10 October 2016	1,442.40		80 Ordinary shares
CBA Markets Limited ACN 003 485 952	Monday, 10 October 2016	952.94		53 Ordinary shares
CBA Markets Limited ACN 003 485 952	Monday, 10 October 2016	431.28		24 Ordinary shares
CBA Markets Limited ACN 003 485 952	Monday, 10 October 2016	16,352.70		910 Ordinary shares
CBA Markets Limited ACN 003 485 952	Monday, 10 October 2016	3,629.94		202 Ordinary shares
CBA Markets Limited ACN 003 485 952	Tuesday, 11 October 2016	11,135.20		620 Ordinary shares
CBA Markets Limited ACN 003 485 952	Tuesday, 11 October 2016	8,872.24		494 Ordinary shares
CBA Markets Limited ACN 003 485 952	Wednesday, 12 October 2016	898.50		50 Ordinary shares
CBA Markets Limited ACN 003 485 952	Wednesday, 12 October 2016	895.50		50 Ordinary shares
CBA Markets Limited ACN 003 485 952	Wednesday, 12 October 2016	20,032.27		1,121 Ordinary shares
CBA Markets Limited ACN 003 485 952	Thursday, 13 October 2016	1,177.44		66 Ordinary shares
CBA Markets Limited ACN 003 485 952	Thursday, 13 October 2016	8,812.96		494 Ordinary shares
CBA Markets Limited ACN 003 485 952	Thursday, 13 October 2016	2,319.20		130 Ordinary shares
CBA Markets Limited ACN 003 485 952	Thursday, 13 October 2016	978.45		55 Ordinary shares
CBA Markets Limited ACN 003 485 952	Thursday, 13 October 2016	13,677.54		771 Ordinary shares
CBA Markets Limited ACN 003 485 952	Thursday, 13 October 2016	6,315.44		356 Ordinary shares
CBA Markets Limited ACN 003 485 952	Friday, 14 October 2016	730.62		41 Ordinary shares

CBA Markets Limited ACN 003 485 952	Friday, 14 October 2016	873.18		49 Ordinary shares
CBA Markets Limited ACN 003 485 952	Monday, 17 October 2016	1,981.10		110 Ordinary shares
CBA Markets Limited ACN 003 485 952	Monday, 17 October 2016	269.55		15 Ordinary shares
CBA Markets Limited ACN 003 485 952	Monday, 17 October 2016	974.05		55 Ordinary shares
CBA Markets Limited ACN 003 485 952	Monday, 17 October 2016	1,323.75		75 Ordinary shares
CBA Markets Limited ACN 003 485 952	Monday, 17 October 2016	353.10		20 Ordinary shares
CBA Markets Limited ACN 003 485 952	Monday, 17 October 2016	105.93		6 Ordinary shares
CBA Markets Limited ACN 003 485 952	Monday, 17 October 2016	1,519.62		86 Ordinary shares
CBA Markets Limited ACN 003 485 952	Monday, 17 October 2016	14,826.00		840 Ordinary shares
CBA Markets Limited ACN 003 485 952	Tuesday, 18 October 2016	1,763.00		100 Ordinary shares
CBA Markets Limited ACN 003 485 952	Tuesday, 18 October 2016	1,747.00		100 Ordinary shares
CBA Markets Limited ACN 003 485 952	Tuesday, 18 October 2016	1,401.60		80 Ordinary shares
CBA Markets Limited ACN 003 485 952	Tuesday, 18 October 2016	4,457.70		254 Ordinary shares
CBA Markets Limited ACN 003 485 952	Tuesday, 18 October 2016	1,017.90		58 Ordinary shares
CBA Markets Limited ACN 003 485 952	Tuesday, 18 October 2016	351.00		20 Ordinary shares
CBA Markets Limited ACN 003 485 952	Tuesday, 18 October 2016	280.80		16 Ordinary shares
CBA Markets Limited ACN 003 485 952	Tuesday, 18 October 2016	719.55		41 Ordinary shares
CBA Markets Limited ACN 003 485 952	Tuesday, 18 October 2016	11,811.15		673 Ordinary shares
CBA Markets Limited	Tuesday, 18 October	7,195.50		410 Ordinary shares

ACN 003 485 952	2016			
CBA Markets Limited ACN 003 485 952	Wednesday, 19 October 2016	10,049.10		570 Ordinary shares
CBA Markets Limited ACN 003 485 952	Wednesday, 19 October 2016	140.88		8 Ordinary shares
CBA Markets Limited ACN 003 485 952	Wednesday, 19 October 2016	212.40		12 Ordinary shares
CBA Markets Limited ACN 003 485 952	Wednesday, 19 October 2016	407.10		23 Ordinary shares
CBA Markets Limited ACN 003 485 952	Wednesday, 19 October 2016	562.56		32 Ordinary shares
CBA Markets Limited ACN 003 485 952	Wednesday, 19 October 2016	701.20		40 Ordinary shares
CBA Markets Limited ACN 003 485 952	Wednesday, 19 October 2016	5,148.01		293 Ordinary shares
CBA Markets Limited ACN 003 485 952	Wednesday, 19 October 2016	5,007.45		285 Ordinary shares
CBA Markets Limited ACN 003 485 952	Wednesday, 19 October 2016	5,991.37		341 Ordinary shares
CBA Markets Limited ACN 003 485 952	Wednesday, 19 October 2016	3,882.97		221 Ordinary shares
CBA Markets Limited ACN 003 485 952	Thursday, 20 October 2016	497.56		28 Ordinary shares
CBA Markets Limited ACN 003 485 952	Friday, 21 October 2016	4,051.01		229 Ordinary shares
CBA Markets Limited ACN 003 485 952	Friday, 21 October 2016	10,800.26		614 Ordinary shares
CBA Markets Limited ACN 003 485 952	Friday, 21 October 2016	1,547.92		88 Ordinary shares
CBA Markets Limited ACN 003 485 952	Friday, 21 October 2016	1,319.25		75 Ordinary shares
CBA Markets Limited ACN 003 485 952	Friday, 21 October 2016	193.49		11 Ordinary shares
CBA Markets Limited ACN 003 485 952	Friday, 21 October 2016	4,854.84		276 Ordinary shares
CBA Markets Limited ACN 003 485 952	Friday, 21 October 2016	1,284.07		73 Ordinary shares

CBA Markets Limited ACN 003 485 952	Tuesday, 25 October 2016	3,572.80		203 Ordinary shares
CBA Markets Limited ACN 003 485 952	Tuesday, 25 October 2016	580.80		33 Ordinary shares
CBA Markets Limited ACN 003 485 952	Tuesday, 25 October 2016	563.20		32 Ordinary shares
CBA Markets Limited ACN 003 485 952	Tuesday, 25 October 2016	5,297.60		301 Ordinary shares
CBA Markets Limited ACN 003 485 952	Tuesday, 25 October 2016	714.80		40 Ordinary shares
CBA Markets Limited ACN 003 485 952	Tuesday, 25 October 2016	1,432.80		80 Ordinary shares
CBA Markets Limited ACN 003 485 952	Tuesday, 25 October 2016	7,172.00		400 Ordinary shares
CBA Markets Limited ACN 003 485 952	Wednesday, 26 October 2016	4,946.67		279 Ordinary shares
CBA Markets Limited ACN 003 485 952	Wednesday, 26 October 2016	959.75		55 Ordinary shares
CBA Markets Limited ACN 003 485 952	Wednesday, 26 October 2016	609.18		35 Ordinary shares
CBA Markets Limited ACN 003 485 952	Wednesday, 26 October 2016	13,540.80		780 Ordinary shares
CBA Markets Limited ACN 003 485 952	Wednesday, 26 October 2016	902.72		52 Ordinary shares
CBA Markets Limited ACN 003 485 952	Wednesday, 26 October 2016	1,770.72		102 Ordinary shares
CBA Markets Limited ACN 003 485 952	Wednesday, 26 October 2016	1,545.04		89 Ordinary shares
CBA Markets Limited ACN 003 485 952	Wednesday, 26 October 2016	5,850.32		337 Ordinary shares
CBA Markets Limited ACN 003 485 952	Wednesday, 26 October 2016	416.64		24 Ordinary shares
CBA Markets Limited ACN 003 485 952	Wednesday, 26 October 2016	4,149.04		239 Ordinary shares
CBA Markets Limited ACN 003 485 952	Friday, 28 October 2016	344.20		20 Ordinary shares
CBA Markets Limited	Friday, 28 October 2016	1,618.80		95 Ordinary shares

ACN 003 485 952				
CBA Markets Limited ACN 003 485 952	Friday, 28 October 2016	1,705.00		100 Ordinary shares
CBA Markets Limited ACN 003 485 952	Monday, 31 October 2016	563.64		33 Ordinary shares
CBA Markets Limited ACN 003 485 952	Monday, 31 October 2016	798.53		47 Ordinary shares
CBA Markets Limited ACN 003 485 952	Monday, 31 October 2016	1,066.59		63 Ordinary shares
CBA Markets Limited ACN 003 485 952	Monday, 31 October 2016	1,108.90		65 Ordinary shares
CBA Markets Limited ACN 003 485 952	Wednesday, 2 November 2016	1,842.50		110 Ordinary shares
CBA Markets Limited ACN 003 485 952	Wednesday, 2 November 2016	1,160.60		70 Ordinary shares
CBA Markets Limited ACN 003 485 952	Wednesday, 2 November 2016	10,014.32		604 Ordinary shares
CBA Markets Limited ACN 003 485 952	Monday, 7 November 2016	748.35		45 Ordinary shares
CBA Markets Limited ACN 003 485 952	Monday, 7 November 2016	1,086.15		65 Ordinary shares
CBA Markets Limited ACN 003 485 952	Monday, 7 November 2016	400.80		24 Ordinary shares
CBA Markets Limited ACN 003 485 952	Monday, 7 November 2016	684.70		41 Ordinary shares
CBA Markets Limited ACN 003 485 952	Monday, 7 November 2016	718.31		43 Ordinary shares
CBA Markets Limited ACN 003 485 952	Monday, 7 November 2016	1,086.15		65 Ordinary shares
CBA Markets Limited ACN 003 485 952	Monday, 7 November 2016	10,007.90		595 Ordinary shares
CBA Markets Limited ACN 003 485 952	Tuesday, 8 November 2016	710.22		42 Ordinary shares
CBA Markets Limited ACN 003 485 952	Tuesday, 8 November 2016	3,382.00		200 Ordinary shares
CBA Markets Limited ACN 003 485 952	Tuesday, 8 November 2016	671.20		40 Ordinary shares

CBA Markets Limited ACN 003 485 952	Tuesday, 8 November 2016	1,021.75		61 Ordinary shares
CBA Markets Limited ACN 003 485 952	Wednesday, 9 November 2016	3,904.56		232 Ordinary shares
CBA Markets Limited ACN 003 485 952	Wednesday, 9 November 2016	760.05		45 Ordinary shares
CBA Markets Limited ACN 003 485 952	Wednesday, 9 November 2016	303.84		18 Ordinary shares
CBA Markets Limited ACN 003 485 952	Wednesday, 9 November 2016	825.00		50 Ordinary shares
CBA Markets Limited ACN 003 485 952	Wednesday, 9 November 2016	744.75		45 Ordinary shares
CBA Markets Limited ACN 003 485 952	Wednesday, 9 November 2016	1,280.59		79 Ordinary shares
CBA Markets Limited ACN 003 485 952	Wednesday, 9 November 2016	16.16		1 Ordinary shares
CBA Markets Limited ACN 003 485 952	Wednesday, 9 November 2016	112.84		7 Ordinary shares
CBA Markets Limited ACN 003 485 952	Wednesday, 9 November 2016	820.00		50 Ordinary shares
CBA Markets Limited ACN 003 485 952	Wednesday, 9 November 2016	820.50		50 Ordinary shares
CBA Markets Limited ACN 003 485 952	Wednesday, 9 November 2016	820.50		50 Ordinary shares
CBA Markets Limited ACN 003 485 952	Wednesday, 9 November 2016	4,326.96		264 Ordinary shares
CBA Markets Limited ACN 003 485 952	Wednesday, 9 November 2016	360.58		22 Ordinary shares
CBA Markets Limited ACN 003 485 952	Wednesday, 9 November 2016	311.41		19 Ordinary shares
CBA Markets Limited ACN 003 485 952	Wednesday, 9 November 2016	9,325.91		569 Ordinary shares
CBA Markets Limited ACN 003 485 952	Thursday, 10 November 2016	4,800.96		288 Ordinary shares
CBA Markets Limited ACN 003 485 952	Thursday, 10 November 2016	1,089.40		65 Ordinary shares
CBA Markets Limited	Thursday, 10 November	924.55		55 Ordinary shares

ACN 003 485 952	2016			
CBA Markets Limited ACN 003 485 952	Thursday, 10 November 2016	756.00		45 Ordinary shares
CBA Markets Limited ACN 003 485 952	Thursday, 10 November 2016	592.55		35 Ordinary shares
CBA Markets Limited ACN 003 485 952	Thursday, 10 November 2016	1,187.20		70 Ordinary shares
CBA Markets Limited ACN 003 485 952	Thursday, 10 November 2016	424.50		25 Ordinary shares
CBA Markets Limited ACN 003 485 952	Thursday, 10 November 2016	933.90		55 Ordinary shares
CBA Markets Limited ACN 003 485 952	Thursday, 10 November 2016	17.03		1 Ordinary shares
CBA Markets Limited ACN 003 485 952	Thursday, 10 November 2016	10,047.70		590 Ordinary shares
CBA Markets Limited ACN 003 485 952	Friday, 11 November 2016	1,255.04		74 Ordinary shares
CBA Markets Limited ACN 003 485 952	Friday, 11 November 2016	2,221.76		131 Ordinary shares
CBA Markets Limited ACN 003 485 952	Friday, 11 November 2016	1,509.44		89 Ordinary shares
CBA Markets Limited ACN 003 485 952	Friday, 11 November 2016	850.50		50 Ordinary shares
CBA Markets Limited ACN 003 485 952	Friday, 11 November 2016	849.50		50 Ordinary shares
CBA Markets Limited ACN 003 485 952	Friday, 11 November 2016	1,991.84		118 Ordinary shares
CBA Markets Limited ACN 003 485 952	Friday, 11 November 2016	2,852.72		169 Ordinary shares
CBA Markets Limited ACN 003 485 952	Monday, 14 November 2016	1,872.20		110 Ordinary shares
CBA Markets Limited ACN 003 485 952	Monday, 14 November 2016	33.34		2 Ordinary shares
CBA Markets Limited ACN 003 485 952	Monday, 14 November 2016	7,038.96		422 Ordinary shares
CBA Markets Limited ACN 003 485 952	Monday, 14 November 2016	16.68		1 Ordinary shares

CBA Markets Limited ACN 003 485 952	Monday, 14 November 2016	13,127.16		787 Ordinary shares
CBA Markets Limited ACN 003 485 952	Tuesday, 15 November 2016	7,507.72		452 Ordinary shares
CBA Markets Limited ACN 003 485 952	Tuesday, 15 November 2016	1,345.41		81 Ordinary shares
CBA Markets Limited ACN 003 485 952	Tuesday, 15 November 2016	16.61		1 Ordinary shares
CBA Markets Limited ACN 003 485 952	Tuesday, 15 November 2016	1,096.26		66 Ordinary shares
CBA Markets Limited ACN 003 485 952	Tuesday, 15 November 2016	148.95		9 Ordinary shares
CBA Markets Limited ACN 003 485 952	Tuesday, 15 November 2016	546.15		33 Ordinary shares
CBA Markets Limited ACN 003 485 952	Tuesday, 15 November 2016	5,070.58		302 Ordinary shares
CBA Markets Limited ACN 003 485 952	Tuesday, 15 November 2016	1,796.53		107 Ordinary shares
CBA Markets Limited ACN 003 485 952	Wednesday, 16 November 2016	303.30		18 Ordinary shares
CBA Markets Limited ACN 003 485 952	Wednesday, 16 November 2016	33.70		2 Ordinary shares
CBA Markets Limited ACN 003 485 952	Wednesday, 16 November 2016	353.85		21 Ordinary shares
CBA Markets Limited ACN 003 485 952	Wednesday, 16 November 2016	84.25		5 Ordinary shares
CBA Markets Limited ACN 003 485 952	Wednesday, 16 November 2016	50.55		3 Ordinary shares
CBA Markets Limited ACN 003 485 952	Wednesday, 16 November 2016	16.85		1 Ordinary shares
CBA Markets Limited ACN 003 485 952	Wednesday, 16 November 2016	50.55		3 Ordinary shares
CBA Markets Limited ACN 003 485 952	Wednesday, 16 November 2016	101.10		6 Ordinary shares
CBA Markets Limited ACN 003 485 952	Wednesday, 16 November 2016	50.55		3 Ordinary shares
CBA Markets Limited	Wednesday, 16	2,106.25		125 Ordinary shares

ACN 003 485 952	November 2016			
CBA Markets Limited ACN 003 485 952	Wednesday, 16 November 2016	960.45		57 Ordinary shares
CBA Markets Limited ACN 003 485 952	Wednesday, 16 November 2016	5,931.20		352 Ordinary shares
CBA Markets Limited ACN 003 485 952	Wednesday, 16 November 2016	2,003.24		122 Ordinary shares
CBA Markets Limited ACN 003 485 952	Wednesday, 16 November 2016	2,413.74		147 Ordinary shares
CBA Markets Limited ACN 003 485 952	Wednesday, 16 November 2016	4,302.04		262 Ordinary shares
CBA Markets Limited ACN 003 485 952	Wednesday, 16 November 2016	7,865.18		479 Ordinary shares
CBA Markets Limited ACN 003 485 952	Thursday, 17 November 2016	5,199.70		319 Ordinary shares
CBA Markets Limited ACN 003 485 952	Thursday, 17 November 2016	1,124.70		69 Ordinary shares
CBA Markets Limited ACN 003 485 952	Thursday, 17 November 2016	3,602.30		221 Ordinary shares
CBA Markets Limited ACN 003 485 952	Thursday, 17 November 2016	3,427.84		206 Ordinary shares
CBA Markets Limited ACN 003 485 952	Thursday, 17 November 2016	4,625.92		278 Ordinary shares
CBA Markets Limited ACN 003 485 952	Thursday, 17 November 2016	13,495.04		811 Ordinary shares
CBA Markets Limited ACN 003 485 952	Thursday, 17 November 2016	815.36		49 Ordinary shares
CBA Markets Limited ACN 003 485 952	Thursday, 17 November 2016	815.36		49 Ordinary shares
CBA Markets Limited ACN 003 485 952	Thursday, 17 November 2016	4,908.80		295 Ordinary shares
CBA Markets Limited ACN 003 485 952	Friday, 18 November 2016	99.90		6 Ordinary shares
CBA Markets Limited ACN 003 485 952	Friday, 18 November 2016	566.10		34 Ordinary shares
CBA Markets Limited ACN 003 485 952	Friday, 18 November 2016	366.30		22 Ordinary shares

CBA Markets Limited ACN 003 485 952	Friday, 18 November 2016	16,230.75		969 Ordinary shares
CBA Markets Limited ACN 003 485 952	Friday, 18 November 2016	3,216.00		192 Ordinary shares
CBA Markets Limited ACN 003 485 952	Friday, 18 November 2016	217.75		13 Ordinary shares
CBA Markets Limited ACN 003 485 952	Monday, 21 November 2016	1,403.64		84 Ordinary shares
CBA Markets Limited ACN 003 485 952	Monday, 21 November 2016	1,203.12		72 Ordinary shares
CBA Markets Limited ACN 003 485 952	Monday, 21 November 2016	133.68		8 Ordinary shares
CBA Markets Limited ACN 003 485 952	Monday, 21 November 2016	167.10		10 Ordinary shares
CBA Markets Limited ACN 003 485 952	Monday, 21 November 2016	835.50		50 Ordinary shares
CBA Markets Limited ACN 003 485 952	Monday, 21 November 2016	116.97		7 Ordinary shares
CBA Markets Limited ACN 003 485 952	Monday, 21 November 2016	5,196.81		311 Ordinary shares
CBA Markets Limited ACN 003 485 952	Monday, 21 November 2016	1,330.83		81 Ordinary shares
CBA Markets Limited ACN 003 485 952	Monday, 21 November 2016	1,363.69		83 Ordinary shares
CBA Markets Limited ACN 003 485 952	Monday, 21 November 2016	706.49		43 Ordinary shares
CBA Markets Limited ACN 003 485 952	Monday, 21 November 2016	2,234.48		136 Ordinary shares
CBA Markets Limited ACN 003 485 952	Monday, 21 November 2016	10,186.60		620 Ordinary shares
CBA Markets Limited ACN 003 485 952	Monday, 21 November 2016	4,173.22		254 Ordinary shares
CBA Markets Limited ACN 003 485 952	Tuesday, 22 November 2016	411.25		25 Ordinary shares
CBA Markets Limited ACN 003 485 952	Tuesday, 22 November 2016	4,589.55		279 Ordinary shares
CBA Markets Limited	Tuesday, 22 November	167.30		10 Ordinary shares


ACN 003 485 952	2016			
CBA Markets Limited ACN 003 485 952	Wednesday, 23 November 2016	581.35		35 Ordinary shares
CBA Markets Limited ACN 003 485 952	Wednesday, 23 November 2016	1,851.30		110 Ordinary shares
CBA Markets Limited ACN 003 485 952	Wednesday, 23 November 2016	2,187.90		130 Ordinary shares
CBA Markets Limited ACN 003 485 952	Wednesday, 23 November 2016	2,190.50		130 Ordinary shares
CBA Markets Limited ACN 003 485 952	Wednesday, 23 November 2016	235.62		14 Ordinary shares
CBA Markets Limited ACN 003 485 952	Wednesday, 23 November 2016	403.92		24 Ordinary shares
CBA Markets Limited ACN 003 485 952	Wednesday, 23 November 2016	134.64		8 Ordinary shares
CBA Markets Limited ACN 003 485 952	Wednesday, 23 November 2016	1,076.48		64 Ordinary shares
CBA Markets Limited ACN 003 485 952	Wednesday, 23 November 2016	37,609.52		2,236 Ordinary shares
CBA Markets Limited ACN 003 485 952	Thursday, 24 November 2016	10,007.90		595 Ordinary shares
CBA Markets Limited ACN 003 485 952	Thursday, 24 November 2016	1,684.00		100 Ordinary shares
CBA Markets Limited ACN 003 485 952	Thursday, 24 November 2016	1,929.70		115 Ordinary shares
CBA Markets Limited ACN 003 485 952	Thursday, 24 November 2016	1,139.00		68 Ordinary shares
CBA Markets Limited ACN 003 485 952	Thursday, 24 November 2016	150.75		9 Ordinary shares
CBA Markets Limited ACN 003 485 952	Thursday, 24 November 2016	14,589.25		871 Ordinary shares
CBA Markets Limited ACN 003 485 952	Monday, 28 November 2016	10,212.95		599 Ordinary shares
CBA Markets Limited ACN 003 485 952	Tuesday, 29 November 2016	1,364.00		80 Ordinary shares
CBA Markets Limited ACN 003 485 952	Tuesday, 29 November 2016	8,644.35		507 Ordinary shares

CBA Markets Limited ACN 003 485 952	Tuesday, 29 November 2016	1,006.80		60 Ordinary shares
CBA Markets Limited ACN 003 485 952	Tuesday, 29 November 2016	1,254.00		75 Ordinary shares
CBA Markets Limited ACN 003 485 952	Tuesday, 29 November 2016	1,588.40		95 Ordinary shares
CBA Markets Limited ACN 003 485 952	Tuesday, 29 November 2016	1,673.00		100 Ordinary shares
CBA Markets Limited ACN 003 485 952	Tuesday, 29 November 2016	1,921.65		115 Ordinary shares
CBA Markets Limited ACN 003 485 952	Tuesday, 29 November 2016	8,430.28		503 Ordinary shares
CBA Markets Limited ACN 003 485 952	Tuesday, 29 November 2016	1,089.40		65 Ordinary shares
CBA Markets Limited ACN 003 485 952	Tuesday, 29 November 2016	16.76		1 Ordinary shares
CBA Markets Limited ACN 003 485 952	Wednesday, 30 November 2016	939.95		55 Ordinary shares
CBA Markets Limited ACN 003 485 952	Wednesday, 30 November 2016	1,026.00		60 Ordinary shares
CBA Markets Limited ACN 003 485 952	Wednesday, 30 November 2016	1,114.10		65 Ordinary shares
CBA Markets Limited ACN 003 485 952	Wednesday, 30 November 2016	1,198.40		70 Ordinary shares
CBA Markets Limited ACN 003 485 952	Wednesday, 30 November 2016	1,456.90		85 Ordinary shares
CBA Markets Limited ACN 003 485 952	Wednesday, 30 November 2016	1,254.14		73 Ordinary shares
CBA Markets Limited ACN 003 485 952	Wednesday, 30 November 2016	292.06		17 Ordinary shares
CBA Markets Limited ACN 003 485 952	Wednesday, 30 November 2016	1,632.10		95 Ordinary shares
CBA Markets Limited ACN 003 485 952	Wednesday, 30 November 2016	2,839.65		165 Ordinary shares
CBA Markets Limited ACN 003 485 952	Wednesday, 30 November 2016	39,669.05		2,305 Ordinary shares
CBA Markets Limited	Thursday, 1 December	1,382.40		80 Ordinary shares

ACN 003 485 952	2016			
CBA Markets Limited ACN 003 485 952	Thursday, 1 December 2016	1,646.35		95 Ordinary shares
CBA Markets Limited ACN 003 485 952	Thursday, 1 December 2016	1,733.00		100 Ordinary shares
CBA Markets Limited ACN 003 485 952	Thursday, 1 December 2016	33,649.65		1,935 Ordinary shares
CBA Markets Limited ACN 003 485 952	Thursday, 1 December 2016	10,538.34		606 Ordinary shares
CBA Markets Limited ACN 003 485 952	Friday, 2 December 2016	9,468.57		547 Ordinary shares
CBA Markets Limited ACN 003 485 952	Friday, 2 December 2016	29,172.64		1,708 Ordinary shares

Annexure C

This is annexure C referred to in Form 603, Notice of initial substantial holder dated **02/12/2016**



Carla Collingwood

Company Secretary

Dated the 6 December 2016

Commonwealth Bank of Australia will, if requested by the company or responsible entity to whom this form must be given or by the Australian Securities and Investments Commission (ASIC), give a copy of one or more of the following agreements to the company, responsible entity or ASIC (as appropriate).

Citigroup Global Markets Limited (Agreement 1)

Type of agreement:	Australian Master Securities Lending Agreement
Parties to agreement:	(1) Citigroup Global Markets Limited; and (2) Colonial First State Investments Limited
Can the parties exercise voting rights attaching to the securities?	No
If yes, in what circumstances?	N/A
Date on which the securities were (or are) expected to be delivered to the borrower or its nominee (ie borrow date):	The dates indicated in Annexure B on which securities were borrowed.
Scheduled date (if any) when the securities are expected to be returned to the borrower or its nominee (ie return date):	Any particular day.
Does the borrower have the right to return the securities early? [Yes/No]	Yes
If yes, in which circumstances?	At any time subject to giving notice.
Does the lender have the right to recall the securities early (ie before the scheduled return date)? [Yes/No]	Yes
If yes, in which circumstances?	At any time subject to giving notice.
Are there circumstances in which the borrower will not be required to return the securities on settlement? [Yes/No]	No
If yes, in which circumstances?	N/A

Barclays Capital Securities Ltd

Type of agreement:	Global Master Securities Lending Agreement
--------------------	--

Parties to agreement:	(1) Commonwealth Bank of Australia and (2) Barclays Capital Securities Ltd
Can the parties exercise voting rights attaching to the securities?	No
If yes, in what circumstances?	N/A
Date on which the securities were (or are) expected to be delivered to the borrower or its nominee (ie borrow date):	The dates indicated in Annexure B on which securities were borrowed.
Scheduled date (if any) when the securities are expected to be returned to the borrower or its nominee (ie return date):	Any particular day.
Does the borrower have the right to return the securities early? [Yes/No]	Yes
If yes, in which circumstances?	At any time subject to giving notice.
Does the lender have the right to recall the securities early (ie before the scheduled return date)? [Yes/No]	Yes
If yes, in which circumstances?	At any time subject to giving notice.
Are there circumstances in which the borrower will not be required to return the securities on settlement? [Yes/No]	No
If yes, in which circumstances?	N/A

UBS AG (Agreement 1)

Type of agreement:	Australian Master Securities Lending Agreement
Parties to agreement:	(1) UBS AG; and (2) Colonial First State Investments Limited
Can the parties exercise voting rights attaching to the securities?	No
If yes, in what circumstances?	N/A
Date on which the securities were (or are) expected to be delivered to the borrower or its nominee (ie borrow date):	The dates indicated in Annexure B on which securities were borrowed.
Scheduled date (if any) when the securities are expected to be returned to the borrower or its nominee (ie return date):	Any particular day.
Does the borrower have the right to return the securities early? [Yes/No]	Yes
If yes, in which circumstances?	At any time subject to giving notice.
Does the lender have the right to recall the securities early (ie	Yes

before the scheduled return date)? [Yes/No]	
If yes, in which circumstances?	At any time subject to giving notice.
Are there circumstances in which the borrower will not be required to return the securities on settlement? [Yes/No]	No
If yes, in which circumstances?	N/A

UBS AG (Agreement 2)

Type of agreement:	Australian Master Securities Lending Agreement
Parties to agreement:	(1) UBS AG; and (2) Colonial First State Investments Limited
Can the parties exercise voting rights attaching to the securities?	No
If yes, in what circumstances?	N/A
Date on which the securities were (or are) expected to be delivered to the borrower or its nominee (ie borrow date):	The dates indicated in Annexure B on which securities were borrowed.
Scheduled date (if any) when the securities are expected to be returned to the borrower or its nominee (ie return date):	Any particular day.
Does the borrower have the right to return the securities early? [Yes/No]	Yes
If yes, in which circumstances?	At any time subject to giving notice.
Does the lender have the right to recall the securities early (ie before the scheduled return date)? [Yes/No]	Yes
If yes, in which circumstances?	At any time subject to giving notice.
Are there circumstances in which the borrower will not be required to return the securities on settlement? [Yes/No]	No
If yes, in which circumstances?	N/A