

Form 603

Corporations Act 2001

Section 671B

Notice of initial substantial holder

To Company Name/Scheme Estia Health Ltd
ACN/ARSN ACN 160 986 201

1. Details of substantial holder (1)

Name Credit Suisse Holdings (Australia) Limited (on behalf of Credit Suisse Group AG and its affiliates)
ACN/ARSN (if applicable) 008 496 713
The holder became a substantial holder on 25-Nov-2016

2. Details of voting power

The total number of votes attached to all the voting shares in the company or voting interests in the scheme that the substantial holder or an associate (2) had a relevant interest (3) in on the date the substantial holder became a substantial holder are as follows:

Class of securities (4)	Number of securities	Persons' votes (5)	Voting power (6)
Common Stock	9,800,454	9,800,454	5.01%

3. Details of relevant interests

The nature of the relevant interest the substantial holder or an associate had in the following voting securities on the date the substantial holder became a substantial holder are as follows:

Holder of relevant interest	Nature of relevant interest (7)	Class and number of securities
See Annexure "A"		

4. Details of present registered holders

The persons registered as holders of the securities referred to in paragraph 3 above are as follows:

Holder of relevant interest	Registered holder of securities	Person entitled to be registered as holder (8)	Class and number of securities
See Annexure "B"			

5. Consideration

The consideration paid for each relevant interest referred to in paragraph 3 above, and acquired in the 4 months prior to the day that the substantial holder became a substantial holder is as follows:

Holder of relevant interest	Date of acquisition	Consideration (9)		Class and number of securities
		Cash	Non-cash	
See Annexure "C"				

6. Associates

The reasons the persons named in paragraph 3 above are associates of the substantial holder are as follows:

Name and ACN/ARSN (if applicable)	Nature of association
See Annexure "D"	

7. Addresses

The addresses of persons named in this form are as follows:

Name	Address
See Annexure "E"	


Signature

print name James Wood

capacity Authorised Signatory

sign here

date 01-Dec-2016



Annexure "A"

3. Details of relevant interests

The nature of the relevant interest the substantial holder or an associate had in the following voting securities on the date the substantial holder became a substantial holder are as follows:

Holder of relevant interest	Nature of relevant interest (7)	Class and number of securities
Credit Suisse (Hong Kong) Limited	Voting rights and right to dispose	193,476 Common Stock
Credit Suisse Equities (Australia) Limited (ACN 068 232 708)	Voting rights and right to dispose	2,002,633 Common Stock
Credit Suisse Equities (Australia) Limited (ACN 068 232 708)	Holder of securities subject to an obligation to return under a securities lending agreement	611,908 Common Stock
Credit Suisse International (ARBN 062787106)	Voting rights and right to dispose	997,676 Common Stock
Credit Suisse Securities (Europe) Limited (ARBN 099554131)	Voting rights and right to dispose	37,714 Common Stock
Credit Suisse Securities (Europe) Limited (ARBN 099554131)	Holder of securities subject to an obligation to return under a securities lending agreement	4,354,000 Common Stock
Credit Suisse Securities (USA) LLC	Holder of securities subject to an obligation to return under a securities lending agreement	1,560,000 Common Stock
Credit Suisse Funds AG	Voting rights and right to dispose	43,047 Common Stock

This is Annexure "A" referred to in the Form 603 "Notice of initial substantial holder"

Signature

Credit Suisse Holdings (Australia) Limited (ACN 008 496 713)

print name James Wood

capacity Authorised Signatory

sign here

date 01-Dec-2016



Annexure "B"

4. Details of present registered holders

The persons registered as holders of the securities referred to in paragraph 3 above are as follows:

Holder of relevant interest	Registered holder of securities	Person entitled to be registered as holder (8)	Class and number of securities
Credit Suisse (Hong Kong) Limited	HSBC Custody Nominees (Australia) Limited (ACN 003 094 568)	Credit Suisse (Hong Kong) Limited	193,476 Common Stock
Credit Suisse Equities (Australia) Limited (ACN 068 232 708)	CS Fourth Nominees Pty Limited (ACN 069 126 432)	Credit Suisse Equities (Australia) Limited	2,614,541 Common Stock
Credit Suisse International (ARBN 062787106)	HSBC Custody Nominees (Australia) Limited (ACN 003 094 568)	Credit Suisse International	997,676 Common Stock
Credit Suisse Securities (Europe) Limited (ARBN 099554131)	HSBC Custody Nominees (Australia) Limited (ACN 003 094 568)	Credit Suisse Securities (Europe) Limited	4,391,714 Common Stock
Credit Suisse Securities (USA) LLC	HSBC Custody Nominees (Australia) Limited (ACN 003 094 568)	Credit Suisse Securities (USA) LLC	1,560,000 Common Stock
Credit Suisse Funds AG	HSBC Custody Nominees (Australia) Limited (ACN 003 094 568)	Credit Suisse Funds AG	43,047 Common Stock

This is Annexure "B" referred to in the Form 603 "Notice of initial substantial holder"

Signature

Credit Suisse Holdings (Australia) Limited (ACN 008 496 713)

print name James Wood

capacity Authorised Signatory

sign here

date 01-Dec-2016

Annexure "C"

5. Consideration

The consideration paid for each relevant interest referred to in paragraph 3 above, and acquired in the 4 months prior to the day that the substantial holder became a substantial holder is as follows:

Holder of relevant interest	Date of acquisition	Consideration (9)		Class and number of securities
		Cash	Non-cash	
Credit Suisse (Hong Kong) Limited	26-Jul-16	25,222.33 AUD		5,035 Common Stock
Credit Suisse (Hong Kong) Limited	26-Jul-16	3,059.43 AUD		609 Common Stock
Credit Suisse (Hong Kong) Limited	26-Jul-16	37,742.27 AUD		-7,674 Common Stock
Credit Suisse (Hong Kong) Limited	26-Jul-16	9,214.24 AUD		-1,879 Common Stock
Credit Suisse (Hong Kong) Limited	26-Jul-16	11,873.61 AUD		-2,422 Common Stock
Credit Suisse (Hong Kong) Limited	27-Jul-16	5,779.29 AUD		1,151 Common Stock
Credit Suisse (Hong Kong) Limited	27-Jul-16	15,552.76 AUD		3,092 Common Stock
Credit Suisse (Hong Kong) Limited	27-Jul-16	22,179.55 AUD		-4,407 Common Stock
Credit Suisse (Hong Kong) Limited	27-Jul-16	143,672.54 AUD		-28,587 Common Stock
Credit Suisse (Hong Kong) Limited	28-Jul-16	12,502.86 AUD		-2,492 Common Stock
Credit Suisse (Hong Kong) Limited	28-Jul-16	8,491.19 AUD		-1,696 Common Stock
Credit Suisse (Hong Kong) Limited	28-Jul-16	10,049.75 AUD		1,984 Common Stock
Credit Suisse (Hong Kong) Limited	28-Jul-16	5,572.38 AUD		1,101 Common Stock
Credit Suisse (Hong Kong) Limited	29-Jul-16	9,999.36 AUD		-1,984 Common Stock
Credit Suisse (Hong Kong) Limited	29-Jul-16	627.94 AUD		-125 Common Stock
Credit Suisse (Hong Kong) Limited	29-Jul-16	32,838.82 AUD		-6,536 Common Stock
Credit Suisse (Hong Kong) Limited	29-Jul-16	10,748.50 AUD		2,094 Common Stock
Credit Suisse (Hong Kong) Limited	29-Jul-16	21,279.43 AUD		4,126 Common Stock
Credit Suisse (Hong Kong) Limited	29-Jul-16	19,960.83 AUD		3,891 Common Stock
Credit Suisse (Hong Kong) Limited	1-Aug-16	208,116.90 AUD		41,399 Common Stock
Credit Suisse (Hong Kong) Limited	2-Aug-16	55,731.03 AUD		-10,996 Common Stock
Credit Suisse (Hong Kong) Limited	2-Aug-16	58,119.64 AUD		-11,470 Common Stock
Credit Suisse (Hong Kong) Limited	2-Aug-16	30,096.55 AUD		6,035 Common Stock
Credit Suisse (Hong Kong) Limited	3-Aug-16	1,127.17 AUD		-220 Common Stock
Credit Suisse (Hong Kong) Limited	3-Aug-16	47,059.27 AUD		-9,360 Common Stock

Credit Suisse (Hong Kong) Limited	3-Aug-16	19,562.78 AUD		-3,891 Common Stock
Credit Suisse (Hong Kong) Limited	3-Aug-16	13,940.64 AUD		-2,766 Common Stock
Credit Suisse (Hong Kong) Limited	3-Aug-16	1,979.37 AUD		-384 Common Stock
Credit Suisse (Hong Kong) Limited	3-Aug-16	5,582.13 AUD		1,119 Common Stock
Credit Suisse (Hong Kong) Limited	3-Aug-16	27,769.50 AUD		5,610 Common Stock
Credit Suisse (Hong Kong) Limited	3-Aug-16	11,146.41 AUD		2,239 Common Stock
Credit Suisse (Hong Kong) Limited	4-Aug-16	66,118.90 AUD		-13,254 Common Stock
Credit Suisse (Hong Kong) Limited	4-Aug-16	6,402.78 AUD		-1,278 Common Stock
Credit Suisse (Hong Kong) Limited	4-Aug-16	6,727.92 AUD		1,360 Common Stock
Credit Suisse (Hong Kong) Limited	4-Aug-16	3,288.48 AUD		663 Common Stock
Credit Suisse (Hong Kong) Limited	5-Aug-16	14,102.55 AUD		-2,849 Common Stock
Credit Suisse (Hong Kong) Limited	5-Aug-16	106,390.55 AUD		-21,337 Common Stock
Credit Suisse (Hong Kong) Limited	5-Aug-16	570.98 AUD		-115 Common Stock
Credit Suisse (Hong Kong) Limited	5-Aug-16	9,999.84 AUD		1,992 Common Stock
Credit Suisse (Hong Kong) Limited	5-Aug-16	150.00 AUD		30 Common Stock
Credit Suisse (Hong Kong) Limited	8-Aug-16	641.55 AUD		-130 Common Stock
Credit Suisse (Hong Kong) Limited	8-Aug-16	2,659.32 AUD		-534 Common Stock
Credit Suisse (Hong Kong) Limited	8-Aug-16	157,486.16 AUD		-31,741 Common Stock
Credit Suisse (Hong Kong) Limited	8-Aug-16	101,476.06 AUD		19,877 Common Stock
Credit Suisse (Hong Kong) Limited	9-Aug-16	47,467.40 AUD		-9,447 Common Stock
Credit Suisse (Hong Kong) Limited	9-Aug-16	69,979.39 AUD		-13,916 Common Stock
Credit Suisse (Hong Kong) Limited	9-Aug-16	8,810.10 AUD		-1,755 Common Stock
Credit Suisse (Hong Kong) Limited	9-Aug-16	3,184.72 AUD		616 Common Stock
Credit Suisse (Hong Kong) Limited	9-Aug-16	69,573.33 AUD		13,490 Common Stock
Credit Suisse (Hong Kong) Limited	9-Aug-16	50,000.75 AUD		9,679 Common Stock
Credit Suisse (Hong Kong) Limited	10-Aug-16	132,583.69 AUD		-26,007 Common Stock
Credit Suisse (Hong Kong) Limited	10-Aug-16	6,842.45 AUD		-1,343 Common Stock
Credit Suisse (Hong Kong) Limited	10-Aug-16	46,756.80 AUD		9,094 Common Stock
Credit Suisse (Hong Kong) Limited	10-Aug-16	14,672.04 AUD		2,829 Common Stock
Credit Suisse (Hong Kong) Limited	11-Aug-16	24,392.06 AUD		-4,718 Common Stock
Credit Suisse (Hong Kong) Limited	11-Aug-16	10,002.52 AUD		1,969 Common Stock

Credit Suisse (Hong Kong) Limited	11-Aug-16	15,846.81 AUD		3,106 Common Stock
Credit Suisse (Hong Kong) Limited	11-Aug-16	92,282.19 AUD		18,102 Common Stock
Credit Suisse (Hong Kong) Limited	11-Aug-16	5,413.12 AUD		1,062 Common Stock
Credit Suisse (Hong Kong) Limited	11-Aug-16	62,154.69 AUD		12,197 Common Stock
Credit Suisse (Hong Kong) Limited	11-Aug-16	5,843.32 AUD		1,148 Common Stock
Credit Suisse (Hong Kong) Limited	12-Aug-16	46,897.18 AUD		-9,046 Common Stock
Credit Suisse (Hong Kong) Limited	12-Aug-16	13,931.33 AUD		2,737 Common Stock
Credit Suisse (Hong Kong) Limited	12-Aug-16	5,761.95 AUD		1,119 Common Stock
Credit Suisse (Hong Kong) Limited	12-Aug-16	54,229.03 AUD		10,534 Common Stock
Credit Suisse (Hong Kong) Limited	12-Aug-16	10,001.30 AUD		1,942 Common Stock
Credit Suisse (Hong Kong) Limited	12-Aug-16	1,888.56 AUD		366 Common Stock
Credit Suisse (Hong Kong) Limited	15-Aug-16	20,055.68 AUD		-3,943 Common Stock
Credit Suisse (Hong Kong) Limited	15-Aug-16	34,778.62 AUD		6,676 Common Stock
Credit Suisse (Hong Kong) Limited	15-Aug-16	10,594.75 AUD		2,038 Common Stock
Credit Suisse (Hong Kong) Limited	15-Aug-16	2,766.51 AUD		531 Common Stock
Credit Suisse (Hong Kong) Limited	16-Aug-16	62,424.05 AUD		-12,124 Common Stock
Credit Suisse (Hong Kong) Limited	16-Aug-16	10,135.03 AUD		-1,969 Common Stock
Credit Suisse (Hong Kong) Limited	16-Aug-16	16,517.90 AUD		-3,204 Common Stock
Credit Suisse (Hong Kong) Limited	16-Aug-16	7,728.41 AUD		1,475 Common Stock
Credit Suisse (Hong Kong) Limited	16-Aug-16	1,276.45 AUD		245 Common Stock
Credit Suisse (Hong Kong) Limited	16-Aug-16	46,439.81 AUD		8,910 Common Stock
Credit Suisse (Hong Kong) Limited	16-Aug-16	29,826.29 AUD		5,689 Common Stock
Credit Suisse (Hong Kong) Limited	17-Aug-16	5,619.58 AUD		-1,083 Common Stock
Credit Suisse (Hong Kong) Limited	17-Aug-16	82,190.76 AUD		-15,778 Common Stock
Credit Suisse (Hong Kong) Limited	17-Aug-16	5,857.81 AUD		-1,130 Common Stock
Credit Suisse (Hong Kong) Limited	17-Aug-16	258.00 AUD		-50 Common Stock
Credit Suisse (Hong Kong) Limited	17-Aug-16	1,716.00 AUD		325 Common Stock
Credit Suisse (Hong Kong) Limited	17-Aug-16	153,540.30 AUD		29,248 Common Stock
Credit Suisse (Hong Kong) Limited	17-Aug-16	26,610.32 AUD		5,054 Common Stock
Credit Suisse (Hong Kong) Limited	17-Aug-16	52,525.23 AUD		9,971 Common Stock
Credit Suisse (Hong Kong) Limited	18-Aug-16	18,881.04 AUD		-3,624 Common Stock

Credit Suisse (Hong Kong) Limited	18-Aug-16	59,741.74 AUD		-11,417 Common Stock
Credit Suisse (Hong Kong) Limited	18-Aug-16	36,677.28 AUD		7,108 Common Stock
Credit Suisse (Hong Kong) Limited	18-Aug-16	6,514.75 AUD		1,265 Common Stock
Credit Suisse (Hong Kong) Limited	18-Aug-16	48,377.31 AUD		9,296 Common Stock
Credit Suisse (Hong Kong) Limited	18-Aug-16	2,843.77 AUD		549 Common Stock
Credit Suisse (Hong Kong) Limited	19-Aug-16	18,973.91 AUD		-3,593 Common Stock
Credit Suisse (Hong Kong) Limited	19-Aug-16	9,998.10 AUD		-1,890 Common Stock
Credit Suisse (Hong Kong) Limited	19-Aug-16	5,032.89 AUD		971 Common Stock
Credit Suisse (Hong Kong) Limited	19-Aug-16	31,744.32 AUD		6,152 Common Stock
Credit Suisse (Hong Kong) Limited	19-Aug-16	16,068.98 AUD		3,102 Common Stock
Credit Suisse (Hong Kong) Limited	22-Aug-16	5,010.36 AUD		-971 Common Stock
Credit Suisse (Hong Kong) Limited	22-Aug-16	29,339.55 AUD		-5,647 Common Stock
Credit Suisse (Hong Kong) Limited	22-Aug-16	8,003.31 AUD		-1,537 Common Stock
Credit Suisse (Hong Kong) Limited	22-Aug-16	593.40 AUD		-115 Common Stock
Credit Suisse (Hong Kong) Limited	22-Aug-16	19,309.43 AUD		3,908 Common Stock
Credit Suisse (Hong Kong) Limited	22-Aug-16	11,159.61 AUD		2,272 Common Stock
Credit Suisse (Hong Kong) Limited	22-Aug-16	77,646.96 AUD		15,763 Common Stock
Credit Suisse (Hong Kong) Limited	23-Aug-16	2,475.56 AUD		-478 Common Stock
Credit Suisse (Hong Kong) Limited	23-Aug-16	13,747.03 AUD		-2,659 Common Stock
Credit Suisse (Hong Kong) Limited	23-Aug-16	1,217.30 AUD		-235 Common Stock
Credit Suisse (Hong Kong) Limited	23-Aug-16	8,982.20 AUD		-1,737 Common Stock
Credit Suisse (Hong Kong) Limited	23-Aug-16	4,355.22 AUD		915 Common Stock
Credit Suisse (Hong Kong) Limited	23-Aug-16	171,312.55 AUD		36,015 Common Stock
Credit Suisse (Hong Kong) Limited	23-Aug-16	24,890.00 AUD		5,240 Common Stock
Credit Suisse (Hong Kong) Limited	24-Aug-16	236,139.48 AUD		-48,074 Common Stock
Credit Suisse (Hong Kong) Limited	24-Aug-16	7,153.87 AUD		-1,457 Common Stock
Credit Suisse (Hong Kong) Limited	24-Aug-16	3,330.74 AUD		-678 Common Stock
Credit Suisse (Hong Kong) Limited	24-Aug-16	2,926.36 AUD		-596 Common Stock
Credit Suisse (Hong Kong) Limited	24-Aug-16	24,475.63 AUD		-4,935 Common Stock
Credit Suisse (Hong Kong) Limited	24-Aug-16	8,018.99 AUD		1,683 Common Stock
Credit Suisse (Hong Kong) Limited	24-Aug-16	10,155.33 AUD		2,129 Common Stock

Credit Suisse (Hong Kong) Limited	24-Aug-16	10,033.27 AUD		2,105 Common Stock
Credit Suisse (Hong Kong) Limited	25-Aug-16	95,243.81 AUD		-20,005 Common Stock
Credit Suisse (Hong Kong) Limited	25-Aug-16	10,431.88 AUD		-2,196 Common Stock
Credit Suisse (Hong Kong) Limited	25-Aug-16	5,305.75 AUD		-1,117 Common Stock
Credit Suisse (Hong Kong) Limited	25-Aug-16	60,236.82 AUD		12,628 Common Stock
Credit Suisse (Hong Kong) Limited	25-Aug-16	19,876.59 AUD		4,167 Common Stock
Credit Suisse (Hong Kong) Limited	25-Aug-16	6,561.61 AUD		1,371 Common Stock
Credit Suisse (Hong Kong) Limited	25-Aug-16	4,605.55 AUD		963 Common Stock
Credit Suisse (Hong Kong) Limited	26-Aug-16	32,041.29 AUD		-6,715 Common Stock
Credit Suisse (Hong Kong) Limited	26-Aug-16	21,448.56 AUD		-4,506 Common Stock
Credit Suisse (Hong Kong) Limited	26-Aug-16	4,777.74 AUD		-1,002 Common Stock
Credit Suisse (Hong Kong) Limited	26-Aug-16	2,908.60 AUD		-611 Common Stock
Credit Suisse (Hong Kong) Limited	29-Aug-16	2,224.19 AUD		-465 Common Stock
Credit Suisse (Hong Kong) Limited	29-Aug-16	29,515.96 AUD		-6,182 Common Stock
Credit Suisse (Hong Kong) Limited	29-Aug-16	20,887.34 AUD		5,129 Common Stock
Credit Suisse (Hong Kong) Limited	29-Aug-16	2,158.05 AUD		507 Common Stock
Credit Suisse (Hong Kong) Limited	29-Aug-16	3,353.56 AUD		823 Common Stock
Credit Suisse (Hong Kong) Limited	29-Aug-16	49,485.56 AUD		12,067 Common Stock
Credit Suisse (Hong Kong) Limited	30-Aug-16	36,717.54 AUD		-7,515 Common Stock
Credit Suisse (Hong Kong) Limited	30-Aug-16	18,563.16 AUD		-3,773 Common Stock
Credit Suisse (Hong Kong) Limited	30-Aug-16	25,186.47 AUD		-5,129 Common Stock
Credit Suisse (Hong Kong) Limited	30-Aug-16	156,162.73 AUD		-31,941 Common Stock
Credit Suisse (Hong Kong) Limited	30-Aug-16	10,454.50 AUD		2,987 Common Stock
Credit Suisse (Hong Kong) Limited	30-Aug-16	212,602.53 AUD		60,064 Common Stock
Credit Suisse (Hong Kong) Limited	30-Aug-16	172,205.60 AUD		47,750 Common Stock
Credit Suisse (Hong Kong) Limited	30-Aug-16	27,217.08 AUD		7,821 Common Stock
Credit Suisse (Hong Kong) Limited	30-Aug-16	154,711.67 AUD		42,705 Common Stock
Credit Suisse (Hong Kong) Limited	31-Aug-16	10,994.56 AUD		-2,668 Common Stock
Credit Suisse (Hong Kong) Limited	31-Aug-16	45,171.18 AUD		-10,871 Common Stock
Credit Suisse (Hong Kong) Limited	31-Aug-16	10,873.84 AUD		3,161 Common Stock
Credit Suisse (Hong Kong) Limited	31-Aug-16	363,115.60 AUD		102,819 Common Stock

Credit Suisse (Hong Kong) Limited	31-Aug-16	19,770.02 AUD		5,761 Common Stock
Credit Suisse (Hong Kong) Limited	1-Sep-16	884,942.10 AUD		-232,855 Common Stock
Credit Suisse (Hong Kong) Limited	1-Sep-16	1,926.71 AUD		-498 Common Stock
Credit Suisse (Hong Kong) Limited	1-Sep-16	385,721.47 AUD		114,471 Common Stock
Credit Suisse (Hong Kong) Limited	1-Sep-16	6,238.21 AUD		1,867 Common Stock
Credit Suisse (Hong Kong) Limited	2-Sep-16	843,616.94 AUD		-248,371 Common Stock
Credit Suisse (Hong Kong) Limited	2-Sep-16	30,627.03 AUD		-8,925 Common Stock
Credit Suisse (Hong Kong) Limited	2-Sep-16	10,238.54 AUD		-2,987 Common Stock
Credit Suisse (Hong Kong) Limited	2-Sep-16	43,749.57 AUD		-12,729 Common Stock
Credit Suisse (Hong Kong) Limited	2-Sep-16	87,439.03 AUD		27,552 Common Stock
Credit Suisse (Hong Kong) Limited	2-Sep-16	106,539.45 AUD		33,542 Common Stock
Credit Suisse (Hong Kong) Limited	2-Sep-16	12,086.52 AUD		3,799 Common Stock
Credit Suisse (Hong Kong) Limited	2-Sep-16	364,238.62 AUD		114,645 Common Stock
Credit Suisse (Hong Kong) Limited	2-Sep-16	6,822.90 AUD		2,166 Common Stock
Credit Suisse (Hong Kong) Limited	5-Sep-16	24,223.17 AUD		-7,214 Common Stock
Credit Suisse (Hong Kong) Limited	5-Sep-16	663.30 AUD		-198 Common Stock
Credit Suisse (Hong Kong) Limited	5-Sep-16	5,175.47 AUD		-1,516 Common Stock
Credit Suisse (Hong Kong) Limited	5-Sep-16	72,709.68 AUD		27,681 Common Stock
Credit Suisse (Hong Kong) Limited	5-Sep-16	17,685.55 AUD		6,694 Common Stock
Credit Suisse (Hong Kong) Limited	5-Sep-16	6,411.75 AUD		2,509 Common Stock
Credit Suisse (Hong Kong) Limited	5-Sep-16	222,501.94 AUD		80,204 Common Stock
Credit Suisse (Hong Kong) Limited	6-Sep-16	354,605.84 AUD		-112,824 Common Stock
Credit Suisse (Hong Kong) Limited	6-Sep-16	263,507.62 AUD		89,531 Common Stock
Credit Suisse (Hong Kong) Limited	6-Sep-16	34,340.48 AUD		11,811 Common Stock
Credit Suisse (Hong Kong) Limited	6-Sep-16	5,226.94 AUD		1,784 Common Stock
Credit Suisse (Hong Kong) Limited	6-Sep-16	2,515.42 AUD		847 Common Stock
Credit Suisse (Hong Kong) Limited	7-Sep-16	338,243.50 AUD		-131,321 Common Stock
Credit Suisse (Hong Kong) Limited	7-Sep-16	8,836.11 AUD		-3,414 Common Stock
Credit Suisse (Hong Kong) Limited	7-Sep-16	5,560.00 AUD		-2,000 Common Stock
Credit Suisse (Hong Kong) Limited	7-Sep-16	421.82 AUD		131 Common Stock
Credit Suisse (Hong Kong) Limited	7-Sep-16	95,833.90 AUD		29,692 Common Stock

Credit Suisse (Hong Kong) Limited	7-Sep-16	76,922.27 AUD		23,590 Common Stock
Credit Suisse (Hong Kong) Limited	8-Sep-16	41,264.34 AUD		-14,046 Common Stock
Credit Suisse (Hong Kong) Limited	8-Sep-16	323,956.75 AUD		-113,232 Common Stock
Credit Suisse (Hong Kong) Limited	8-Sep-16	8,605.08 AUD		2,729 Common Stock
Credit Suisse (Hong Kong) Limited	8-Sep-16	9,438.00 AUD		2,998 Common Stock
Credit Suisse (Hong Kong) Limited	8-Sep-16	239,809.69 AUD		75,676 Common Stock
Credit Suisse (Hong Kong) Limited	9-Sep-16	2,804.62 AUD		-871 Common Stock
Credit Suisse (Hong Kong) Limited	9-Sep-16	9,653.56 AUD		-2,998 Common Stock
Credit Suisse (Hong Kong) Limited	9-Sep-16	33,101.60 AUD		-10,280 Common Stock
Credit Suisse (Hong Kong) Limited	9-Sep-16	50,789.75 AUD		-15,760 Common Stock
Credit Suisse (Hong Kong) Limited	9-Sep-16	396,511.00 AUD		-124,548 Common Stock
Credit Suisse (Hong Kong) Limited	9-Sep-16	285,302.22 AUD		88,661 Common Stock
Credit Suisse (Hong Kong) Limited	9-Sep-16	53,474.31 AUD		16,625 Common Stock
Credit Suisse (Hong Kong) Limited	9-Sep-16	7,686.26 AUD		2,388 Common Stock
Credit Suisse (Hong Kong) Limited	12-Sep-16	13,343.28 AUD		-4,196 Common Stock
Credit Suisse (Hong Kong) Limited	12-Sep-16	7,697.04 AUD		-2,467 Common Stock
Credit Suisse (Hong Kong) Limited	12-Sep-16	75,635.52 AUD		23,955 Common Stock
Credit Suisse (Hong Kong) Limited	12-Sep-16	26,827.29 AUD		8,461 Common Stock
Credit Suisse (Hong Kong) Limited	12-Sep-16	12,236.52 AUD		3,864 Common Stock
Credit Suisse (Hong Kong) Limited	13-Sep-16	36,510.54 AUD		-11,374 Common Stock
Credit Suisse (Hong Kong) Limited	13-Sep-16	13,273.35 AUD		-4,135 Common Stock
Credit Suisse (Hong Kong) Limited	13-Sep-16	11,106.58 AUD		3,472 Common Stock
Credit Suisse (Hong Kong) Limited	13-Sep-16	185,742.11 AUD		58,068 Common Stock
Credit Suisse (Hong Kong) Limited	14-Sep-16	69,630.24 AUD		-21,973 Common Stock
Credit Suisse (Hong Kong) Limited	14-Sep-16	27,847.26 AUD		-8,757 Common Stock
Credit Suisse (Hong Kong) Limited	14-Sep-16	27,523.47 AUD		8,933 Common Stock
Credit Suisse (Hong Kong) Limited	14-Sep-16	10,910.56 AUD		3,589 Common Stock
Credit Suisse (Hong Kong) Limited	14-Sep-16	220,008.55 AUD		70,822 Common Stock
Credit Suisse (Hong Kong) Limited	15-Sep-16	119,740.81 AUD		39,085 Common Stock
Credit Suisse (Hong Kong) Limited	15-Sep-16	19,227.51 AUD		6,271 Common Stock
Credit Suisse (Hong Kong) Limited	16-Sep-16	49,184.30 AUD		-16,126 Common Stock

Credit Suisse (Hong Kong) Limited	16-Sep-16	79,002.39 AUD		24,583 Common Stock
Credit Suisse (Hong Kong) Limited	16-Sep-16	41,619.91 AUD		12,975 Common Stock
Credit Suisse (Hong Kong) Limited	16-Sep-16	17,750.11 AUD		5,520 Common Stock
Credit Suisse (Hong Kong) Limited	16-Sep-16	15,295.98 AUD		4,745 Common Stock
Credit Suisse (Hong Kong) Limited	19-Sep-16	8,082.52 AUD		-2,641 Common Stock
Credit Suisse (Hong Kong) Limited	19-Sep-16	43,365.06 AUD		-14,034 Common Stock
Credit Suisse (Hong Kong) Limited	19-Sep-16	24,474.86 AUD		7,579 Common Stock
Credit Suisse (Hong Kong) Limited	19-Sep-16	3,319.36 AUD		1,012 Common Stock
Credit Suisse (Hong Kong) Limited	20-Sep-16	3,948.92 AUD		1,230 Common Stock
Credit Suisse (Hong Kong) Limited	20-Sep-16	4,544.41 AUD		1,415 Common Stock
Credit Suisse (Hong Kong) Limited	20-Sep-16	96,870.65 AUD		30,190 Common Stock
Credit Suisse (Hong Kong) Limited	21-Sep-16	43,563.06 AUD		13,472 Common Stock
Credit Suisse (Hong Kong) Limited	21-Sep-16	7,615.40 AUD		2,358 Common Stock
Credit Suisse (Hong Kong) Limited	21-Sep-16	68,600.62 AUD		21,211 Common Stock
Credit Suisse (Hong Kong) Limited	22-Sep-16	29,975.18 AUD		9,090 Common Stock
Credit Suisse (Hong Kong) Limited	22-Sep-16	155,253.56 AUD		46,991 Common Stock
Credit Suisse (Hong Kong) Limited	23-Sep-16	29,283.12 AUD		-9,038 Common Stock
Credit Suisse (Hong Kong) Limited	23-Sep-16	63,457.63 AUD		18,202 Common Stock
Credit Suisse (Hong Kong) Limited	26-Sep-16	86,585.46 AUD		-25,617 Common Stock
Credit Suisse (Hong Kong) Limited	26-Sep-16	89,509.66 AUD		25,685 Common Stock
Credit Suisse (Hong Kong) Limited	26-Sep-16	48,573.90 AUD		13,928 Common Stock
Credit Suisse (Hong Kong) Limited	27-Sep-16	27,148.52 AUD		-7,791 Common Stock
Credit Suisse (Hong Kong) Limited	27-Sep-16	47,981.70 AUD		-13,670 Common Stock
Credit Suisse (Hong Kong) Limited	27-Sep-16	25,383.50 AUD		-7,273 Common Stock
Credit Suisse (Hong Kong) Limited	27-Sep-16	12,498.94 AUD		3,602 Common Stock
Credit Suisse (Hong Kong) Limited	27-Sep-16	9,538.64 AUD		2,738 Common Stock
Credit Suisse (Hong Kong) Limited	27-Sep-16	86,517.41 AUD		24,910 Common Stock
Credit Suisse (Hong Kong) Limited	28-Sep-16	3,776.66 AUD		-1,084 Common Stock
Credit Suisse (Hong Kong) Limited	28-Sep-16	61,745.36 AUD		17,862 Common Stock
Credit Suisse (Hong Kong) Limited	28-Sep-16	320.00 AUD		92 Common Stock
Credit Suisse (Hong Kong) Limited	28-Sep-16	15,029.90 AUD		4,381 Common Stock

Credit Suisse (Hong Kong) Limited	29-Sep-16	41,068.80 AUD		-11,817 Common Stock
Credit Suisse (Hong Kong) Limited	29-Sep-16	65,442.69 AUD		-18,865 Common Stock
Credit Suisse (Hong Kong) Limited	29-Sep-16	5,233.46 AUD		1,518 Common Stock
Credit Suisse (Hong Kong) Limited	29-Sep-16	17,495.96 AUD		5,071 Common Stock
Credit Suisse (Hong Kong) Limited	30-Sep-16	75,039.80 AUD		-21,606 Common Stock
Credit Suisse (Hong Kong) Limited	30-Sep-16	320.90 AUD		-92 Common Stock
Credit Suisse (Hong Kong) Limited	30-Sep-16	39,999.36 AUD		12,048 Common Stock
Credit Suisse (Hong Kong) Limited	30-Sep-16	13,236.84 AUD		3,984 Common Stock
Credit Suisse (Hong Kong) Limited	4-Oct-16	24,717.86 AUD		-7,141 Common Stock
Credit Suisse (Hong Kong) Limited	4-Oct-16	63,943.94 AUD		-18,570 Common Stock
Credit Suisse (Hong Kong) Limited	4-Oct-16	3,290.00 AUD		1,000 Common Stock
Credit Suisse (Hong Kong) Limited	5-Oct-16	12,110.74 AUD		-3,642 Common Stock
Credit Suisse (Hong Kong) Limited	5-Oct-16	98,239.44 AUD		-29,355 Common Stock
Credit Suisse (Hong Kong) Limited	5-Oct-16	6,202.01 AUD		-1,857 Common Stock
Credit Suisse (Hong Kong) Limited	5-Oct-16	6,539.48 AUD		-1,955 Common Stock
Credit Suisse (Hong Kong) Limited	5-Oct-16	20,050.82 AUD		-5,988 Common Stock
Credit Suisse (Hong Kong) Limited	5-Oct-16	19,840.19 AUD		-5,940 Common Stock
Credit Suisse (Hong Kong) Limited	6-Oct-16	19,994.97 AUD		-6,060 Common Stock
Credit Suisse (Hong Kong) Limited	6-Oct-16	89,301.22 AUD		-27,070 Common Stock
Credit Suisse (Hong Kong) Limited	6-Oct-16	10,470.12 AUD		-3,177 Common Stock
Credit Suisse (Hong Kong) Limited	6-Oct-16	3,283.50 AUD		-995 Common Stock
Credit Suisse (Hong Kong) Limited	6-Oct-16	5,496.83 AUD		1,771 Common Stock
Credit Suisse (Hong Kong) Limited	7-Oct-16	51,240.00 AUD		17,080 Common Stock
Credit Suisse (Hong Kong) Limited	7-Oct-16	44,685.00 AUD		14,895 Common Stock
Credit Suisse (Hong Kong) Limited	10-Oct-16	112,529.53 AUD		-36,382 Common Stock
Credit Suisse (Hong Kong) Limited	10-Oct-16	29,267.80 AUD		9,926 Common Stock
Credit Suisse (Hong Kong) Limited	10-Oct-16	9,999.40 AUD		3,460 Common Stock
Credit Suisse (Hong Kong) Limited	10-Oct-16	64,146.44 AUD		22,196 Common Stock
Credit Suisse (Hong Kong) Limited	10-Oct-16	3,512.93 AUD		1,187 Common Stock
Credit Suisse (Hong Kong) Limited	11-Oct-16	251,155.40 AUD		-83,109 Common Stock
Credit Suisse (Hong Kong) Limited	11-Oct-16	118,292.60 AUD		43,615 Common Stock

Credit Suisse (Hong Kong) Limited	11-Oct-16	7,020.32 AUD		2,566 Common Stock
Credit Suisse (Hong Kong) Limited	11-Oct-16	9,926.73 AUD		3,663 Common Stock
Credit Suisse (Hong Kong) Limited	11-Oct-16	111,755.28 AUD		40,939 Common Stock
Credit Suisse (Hong Kong) Limited	11-Oct-16	16,026.94 AUD		5,914 Common Stock
Credit Suisse (Hong Kong) Limited	12-Oct-16	52,883.32 AUD		-17,758 Common Stock
Credit Suisse (Hong Kong) Limited	12-Oct-16	25,730.57 AUD		-8,861 Common Stock
Credit Suisse (Hong Kong) Limited	12-Oct-16	90,532.50 AUD		-30,739 Common Stock
Credit Suisse (Hong Kong) Limited	12-Oct-16	26,414.24 AUD		-8,798 Common Stock
Credit Suisse (Hong Kong) Limited	12-Oct-16	3,296.40 AUD		1,230 Common Stock
Credit Suisse (Hong Kong) Limited	12-Oct-16	39,699.53 AUD		14,881 Common Stock
Credit Suisse (Hong Kong) Limited	12-Oct-16	1,891.26 AUD		711 Common Stock
Credit Suisse (Hong Kong) Limited	12-Oct-16	22,128.23 AUD		8,271 Common Stock
Credit Suisse (Hong Kong) Limited	13-Oct-16	9,466.56 AUD		-3,460 Common Stock
Credit Suisse (Hong Kong) Limited	13-Oct-16	73,717.97 AUD		-26,426 Common Stock
Credit Suisse (Hong Kong) Limited	13-Oct-16	46,311.39 AUD		17,336 Common Stock
Credit Suisse (Hong Kong) Limited	13-Oct-16	20,278.65 AUD		7,595 Common Stock
Credit Suisse (Hong Kong) Limited	13-Oct-16	5,868.87 AUD		2,188 Common Stock
Credit Suisse (Hong Kong) Limited	14-Oct-16	6,548.40 AUD		-2,448 Common Stock
Credit Suisse (Hong Kong) Limited	14-Oct-16	80,745.62 AUD		-29,908 Common Stock
Credit Suisse (Hong Kong) Limited	14-Oct-16	32,681.88 AUD		12,474 Common Stock
Credit Suisse (Hong Kong) Limited	14-Oct-16	31,998.36 AUD		12,236 Common Stock
Credit Suisse (Hong Kong) Limited	17-Oct-16	32,245.61 AUD		-12,243 Common Stock
Credit Suisse (Hong Kong) Limited	17-Oct-16	696.87 AUD		-261 Common Stock
Credit Suisse (Hong Kong) Limited	17-Oct-16	3,032.40 AUD		1,140 Common Stock
Credit Suisse (Hong Kong) Limited	17-Oct-16	11,994.47 AUD		4,537 Common Stock
Credit Suisse (Hong Kong) Limited	17-Oct-16	12,499.89 AUD		4,723 Common Stock
Credit Suisse (Hong Kong) Limited	18-Oct-16	24,567.74 AUD		-9,377 Common Stock
Credit Suisse (Hong Kong) Limited	18-Oct-16	6,022.56 AUD		-2,309 Common Stock
Credit Suisse (Hong Kong) Limited	18-Oct-16	196.13 AUD		-75 Common Stock
Credit Suisse (Hong Kong) Limited	18-Oct-16	39,948.09 AUD		-15,216 Common Stock
Credit Suisse (Hong Kong) Limited	18-Oct-16	8,239.02 AUD		3,116 Common Stock

Credit Suisse (Hong Kong) Limited	18-Oct-16	13,407.54 AUD		5,074 Common Stock
Credit Suisse (Hong Kong) Limited	18-Oct-16	14,427.60 AUD		5,465 Common Stock
Credit Suisse (Hong Kong) Limited	19-Oct-16	3,358.08 AUD		-1,272 Common Stock
Credit Suisse (Hong Kong) Limited	19-Oct-16	30,319.67 AUD		-11,425 Common Stock
Credit Suisse (Hong Kong) Limited	19-Oct-16	10,412.17 AUD		3,959 Common Stock
Credit Suisse (Hong Kong) Limited	20-Oct-16	9,540.96 AUD		-3,614 Common Stock
Credit Suisse (Hong Kong) Limited	20-Oct-16	2,953.57 AUD		-1,117 Common Stock
Credit Suisse (Hong Kong) Limited	20-Oct-16	26,900.00 AUD		10,000 Common Stock
Credit Suisse (Hong Kong) Limited	21-Oct-16	37,740.50 AUD		-14,350 Common Stock
Credit Suisse (Hong Kong) Limited	21-Oct-16	12,135.17 AUD		-4,608 Common Stock
Credit Suisse (Hong Kong) Limited	21-Oct-16	2,322.29 AUD		-883 Common Stock
Credit Suisse (Hong Kong) Limited	21-Oct-16	14,378.96 AUD		-5,465 Common Stock
Credit Suisse (Hong Kong) Limited	21-Oct-16	10,540.70 AUD		-4,003 Common Stock
Credit Suisse (Hong Kong) Limited	21-Oct-16	15,682.77 AUD		5,787 Common Stock
Credit Suisse (Hong Kong) Limited	24-Oct-16	3,216.91 AUD		-1,209 Common Stock
Credit Suisse (Hong Kong) Limited	24-Oct-16	10,583.99 AUD		-3,959 Common Stock
Credit Suisse (Hong Kong) Limited	24-Oct-16	1,151.32 AUD		-428 Common Stock
Credit Suisse (Hong Kong) Limited	25-Oct-16	9,247.14 AUD		-3,415 Common Stock
Credit Suisse (Hong Kong) Limited	25-Oct-16	1,838.91 AUD		-683 Common Stock
Credit Suisse (Hong Kong) Limited	25-Oct-16	3,287.18 AUD		-1,222 Common Stock
Credit Suisse (Hong Kong) Limited	25-Oct-16	6,765.25 AUD		-2,500 Common Stock
Credit Suisse (Hong Kong) Limited	26-Oct-16	4,493.38 AUD		-1,696 Common Stock
Credit Suisse (Hong Kong) Limited	26-Oct-16	11,884.54 AUD		-4,480 Common Stock
Credit Suisse (Hong Kong) Limited	26-Oct-16	44,441.17 AUD		-16,733 Common Stock
Credit Suisse (Hong Kong) Limited	26-Oct-16	19,902.00 AUD		-7,500 Common Stock
Credit Suisse (Hong Kong) Limited	27-Oct-16	1,307.82 AUD		-483 Common Stock
Credit Suisse (Hong Kong) Limited	27-Oct-16	5,492.36 AUD		-2,027 Common Stock
Credit Suisse (Hong Kong) Limited	27-Oct-16	40,095.00 AUD		-14,850 Common Stock
Credit Suisse (Hong Kong) Limited	27-Oct-16	670.53 AUD		-247 Common Stock
Credit Suisse (Hong Kong) Limited	27-Oct-16	37,584.00 AUD		13,920 Common Stock
Credit Suisse (Hong Kong) Limited	27-Oct-16	45,192.60 AUD		16,738 Common Stock

Credit Suisse (Hong Kong) Limited	28-Oct-16	7,760.71 AUD		-2,932 Common Stock
Credit Suisse (Hong Kong) Limited	28-Oct-16	248.31 AUD		-93 Common Stock
Credit Suisse (Hong Kong) Limited	28-Oct-16	6,621.40 AUD		-2,501 Common Stock
Credit Suisse (Hong Kong) Limited	28-Oct-16	19,732.84 AUD		7,363 Common Stock
Credit Suisse (Hong Kong) Limited	31-Oct-16	777.06 AUD		-289 Common Stock
Credit Suisse (Hong Kong) Limited	31-Oct-16	10,324.91 AUD		-3,830 Common Stock
Credit Suisse (Hong Kong) Limited	31-Oct-16	144.27 AUD		54 Common Stock
Credit Suisse (Hong Kong) Limited	31-Oct-16	1,307.84 AUD		488 Common Stock
Credit Suisse (Hong Kong) Limited	1-Nov-16	27,300.00 AUD		10,000 Common Stock
Credit Suisse (Hong Kong) Limited	2-Nov-16	9,315.96 AUD		-3,480 Common Stock
Credit Suisse (Hong Kong) Limited	2-Nov-16	53,549.03 AUD		-19,978 Common Stock
Credit Suisse (Hong Kong) Limited	2-Nov-16	11,213.96 AUD		-4,184 Common Stock
Credit Suisse (Hong Kong) Limited	2-Nov-16	1,133.65 AUD		-425 Common Stock
Credit Suisse (Hong Kong) Limited	2-Nov-16	8,362.14 AUD		-3,138 Common Stock
Credit Suisse (Hong Kong) Limited	2-Nov-16	18,312.00 AUD		6,540 Common Stock
Credit Suisse (Hong Kong) Limited	3-Nov-16	6,954.61 AUD		-2,610 Common Stock
Credit Suisse (Hong Kong) Limited	3-Nov-16	620.36 AUD		-233 Common Stock
Credit Suisse (Hong Kong) Limited	3-Nov-16	15,565.29 AUD		-5,763 Common Stock
Credit Suisse (Hong Kong) Limited	3-Nov-16	5,261.15 AUD		-1,958 Common Stock
Credit Suisse (Hong Kong) Limited	3-Nov-16	32,829.50 AUD		-12,087 Common Stock
Credit Suisse (Hong Kong) Limited	3-Nov-16	25,539.96 AUD		-9,416 Common Stock
Credit Suisse (Hong Kong) Limited	4-Nov-16	39,774.71 AUD		-14,186 Common Stock
Credit Suisse (Hong Kong) Limited	4-Nov-16	4,104.53 AUD		-1,468 Common Stock
Credit Suisse (Hong Kong) Limited	4-Nov-16	7,004.50 AUD		-2,500 Common Stock
Credit Suisse (Hong Kong) Limited	4-Nov-16	3,747.48 AUD		-1,337 Common Stock
Credit Suisse (Hong Kong) Limited	4-Nov-16	3,946.78 AUD		1,404 Common Stock
Credit Suisse (Hong Kong) Limited	4-Nov-16	12,935.93 AUD		4,571 Common Stock
Credit Suisse (Hong Kong) Limited	7-Nov-16	62,176.81 AUD		-21,510 Common Stock
Credit Suisse (Hong Kong) Limited	7-Nov-16	10,120.38 AUD		-3,510 Common Stock
Credit Suisse (Hong Kong) Limited	7-Nov-16	12,691.01 AUD		-4,404 Common Stock
Credit Suisse (Hong Kong) Limited	7-Nov-16	12,769.83 AUD		4,577 Common Stock

Credit Suisse (Hong Kong) Limited	8-Nov-16	7,397.50 AUD		-2,632 Common Stock
Credit Suisse (Hong Kong) Limited	8-Nov-16	1,159.64 AUD		-411 Common Stock
Credit Suisse (Hong Kong) Limited	8-Nov-16	8,493.92 AUD		3,010 Common Stock
Credit Suisse (Hong Kong) Limited	9-Nov-16	22,154.68 AUD		-7,898 Common Stock
Credit Suisse (Hong Kong) Limited	9-Nov-16	50,055.73 AUD		17,727 Common Stock
Credit Suisse (Hong Kong) Limited	10-Nov-16	6,103.16 AUD		-2,149 Common Stock
Credit Suisse (Hong Kong) Limited	10-Nov-16	4,652.41 AUD		1,611 Common Stock
Credit Suisse (Hong Kong) Limited	10-Nov-16	11,163.74 AUD		3,897 Common Stock
Credit Suisse (Hong Kong) Limited	11-Nov-16	68,272.21 AUD		-24,174 Common Stock
Credit Suisse (Hong Kong) Limited	14-Nov-16	27,374.08 AUD		-9,564 Common Stock
Credit Suisse (Hong Kong) Limited	15-Nov-16	3,837.76 AUD		-1,372 Common Stock
Credit Suisse (Hong Kong) Limited	15-Nov-16	4,185.45 AUD		1,447 Common Stock
Credit Suisse (Hong Kong) Limited	15-Nov-16	6,256.60 AUD		2,180 Common Stock
Credit Suisse (Hong Kong) Limited	16-Nov-16	22,543.43 AUD		-8,026 Common Stock
Credit Suisse (Hong Kong) Limited	16-Nov-16	24,879.14 AUD		8,699 Common Stock
Credit Suisse (Hong Kong) Limited	16-Nov-16	24,015.44 AUD		8,373 Common Stock
Credit Suisse (Hong Kong) Limited	17-Nov-16	8,907.70 AUD		3,170 Common Stock
Credit Suisse (Hong Kong) Limited	17-Nov-16	7,865.19 AUD		2,799 Common Stock
Credit Suisse (Hong Kong) Limited	18-Nov-16	30,316.14 AUD		10,866 Common Stock
Credit Suisse (Hong Kong) Limited	18-Nov-16	9,477.63 AUD		3,397 Common Stock
Credit Suisse (Hong Kong) Limited	21-Nov-16	3,349.29 AUD		-1,189 Common Stock
Credit Suisse (Hong Kong) Limited	21-Nov-16	35,252.49 AUD		12,913 Common Stock
Credit Suisse (Hong Kong) Limited	22-Nov-16	8,855.71 AUD		-3,170 Common Stock
Credit Suisse (Hong Kong) Limited	22-Nov-16	25,751.59 AUD		-9,225 Common Stock
Credit Suisse (Hong Kong) Limited	22-Nov-16	23,705.06 AUD		-8,494 Common Stock
Credit Suisse (Hong Kong) Limited	22-Nov-16	29,846.16 AUD		-10,701 Common Stock
Credit Suisse (Hong Kong) Limited	22-Nov-16	10,501.92 AUD		3,672 Common Stock
Credit Suisse (Hong Kong) Limited	23-Nov-16	9,342.09 AUD		-3,397 Common Stock
Credit Suisse (Hong Kong) Limited	23-Nov-16	12,676.52 AUD		-4,613 Common Stock
Credit Suisse (Hong Kong) Limited	23-Nov-16	7,005.18 AUD		-2,566 Common Stock
Credit Suisse (Hong Kong) Limited	23-Nov-16	2,481.57 AUD		819 Common Stock

Credit Suisse (Hong Kong) Limited	23-Nov-16	312,703.12 AUD		103,733 Common Stock
Credit Suisse (Hong Kong) Limited	24-Nov-16	21,109.66 AUD		-7,381 Common Stock
Credit Suisse (Hong Kong) Limited	24-Nov-16	13,789.71 AUD		4,643 Common Stock
Credit Suisse (Hong Kong) Limited	24-Nov-16	105,728.47 AUD		35,624 Common Stock
Credit Suisse (Hong Kong) Limited	25-Nov-16	22,539.38 AUD		-7,560 Common Stock
Credit Suisse (Hong Kong) Limited	25-Nov-16	8,771.68 AUD		3,004 Common Stock
Credit Suisse (Hong Kong) Limited	25-Nov-16	97,133.14 AUD		33,347 Common Stock
Credit Suisse International	27-Jul-16	72,525.60 AUD		-14,390 Common Stock
Credit Suisse International	2-Aug-16	32,906.85 AUD		-6,465 Common Stock
Credit Suisse International	4-Aug-16	68,549.25 AUD		-16,500 Common Stock
Credit Suisse International	9-Aug-16	140,621.60 AUD		-28,000 Common Stock
Credit Suisse International	17-Aug-16	7,392.00 AUD		1,400 Common Stock
Credit Suisse International	17-Aug-16	291,998.87 AUD		-56,005 Common Stock
Credit Suisse International	18-Aug-16	68,549.25 AUD		-16,500 Common Stock
Credit Suisse International	18-Aug-16	538,216.20 AUD		-103,000 Common Stock
Credit Suisse International	29-Aug-16	2,332,335.03 AUD		573,478 Common Stock
Credit Suisse International	30-Aug-16	719,420.00 AUD		200,000 Common Stock
Credit Suisse International	31-Aug-16	685,699.61 AUD		200,767 Common Stock
Credit Suisse International	1-Sep-16	272,395.80 AUD		82,000 Common Stock
Credit Suisse International	2-Sep-16	763,886.47 AUD		242,650 Common Stock
Credit Suisse International	5-Sep-16	273,090.00 AUD		100,000 Common Stock
Credit Suisse International	8-Sep-16	146,500.00 AUD		-50,000 Common Stock
Credit Suisse International	9-Sep-16	402,062.45 AUD		-125,105 Common Stock
Credit Suisse International	13-Sep-16	843.64 AUD		-262 Common Stock
Credit Suisse International	14-Sep-16	153,705.00 AUD		50,000 Common Stock
Credit Suisse International	14-Sep-16	92,220.00 AUD		-29,000 Common Stock
Credit Suisse International	14-Sep-16	191,037.21 AUD		-55,100 Common Stock
Credit Suisse International	23-Sep-16	219,782.80 AUD		-68,000 Common Stock
Credit Suisse International	26-Sep-16	118,320.00 AUD		34,000 Common Stock
Credit Suisse International	26-Sep-16	163,170.00 AUD		-49,000 Common Stock
Credit Suisse International	27-Sep-16	651,473.59 AUD		-186,674 Common Stock

Credit Suisse International	28-Sep-16	180,982.62 AUD		-52,200 Common Stock
Credit Suisse International	4-Oct-16	194,847.62 AUD		59,226 Common Stock
Credit Suisse International	6-Oct-16	67,973.70 AUD		21,927 Common Stock
Credit Suisse International	7-Oct-16	301,300.00 AUD		100,000 Common Stock
Credit Suisse International	10-Oct-16	364,975.00 AUD		125,000 Common Stock
Credit Suisse International	11-Oct-16	4,833.24 AUD		1,785 Common Stock
Credit Suisse International	12-Oct-16	180,982.62 AUD		-52,200 Common Stock
Credit Suisse International	14-Oct-16	125,305.63 AUD		48,239 Common Stock
Credit Suisse International	19-Oct-16	26,252.66 AUD		9,982 Common Stock
Credit Suisse International	24-Oct-16	39,750.00 AUD		15,000 Common Stock
Credit Suisse International	25-Oct-16	6,687.90 AUD		2,477 Common Stock
Credit Suisse International	26-Oct-16	201,091.80 AUD		-58,000 Common Stock
Credit Suisse International	31-Oct-16	77,720.00 AUD		29,000 Common Stock
Credit Suisse International	3-Nov-16	40,950.00 AUD		-15,000 Common Stock
Credit Suisse International	7-Nov-16	84,995.05 AUD		-29,407 Common Stock
Credit Suisse International	9-Nov-16	201,091.80 AUD		-58,000 Common Stock
Credit Suisse International	16-Nov-16	34,050.00 AUD		-12,000 Common Stock
Credit Suisse International	23-Nov-16	201,091.80 AUD		-58,000 Common Stock
Credit Suisse Equities (Australia) Limited	30-Aug-16	Refer to Annexure F of Notice	Stock borrowed under ASLA	600,000 Common Stock
Credit Suisse Equities (Australia) Limited	30-Sep-16	Refer to Annexure F of Notice	Stock borrowed under ASLA	50,000 Common Stock
Credit Suisse Equities (Australia) Limited	25-Nov-16	Refer to Annexure F of Notice	Stock returned under ASLA	-38,092 Common Stock
Credit Suisse Equities (Australia) Limited	26-Jul-16	43,132.58 AUD		8,599 Common Stock
Credit Suisse Equities (Australia) Limited	26-Jul-16	16,103.66 AUD		3,217 Common Stock
Credit Suisse Equities (Australia) Limited	26-Jul-16	17,463.13 AUD		3,481 Common Stock
Credit Suisse Equities (Australia) Limited	26-Jul-16	75,670.56 AUD		15,014 Common Stock
Credit Suisse Equities (Australia) Limited	26-Jul-16	75,670.56 AUD		-15,014 Common Stock
Credit Suisse Equities (Australia) Limited	26-Jul-16	122,529.37 AUD		-24,873 Common Stock
Credit Suisse Equities (Australia) Limited	26-Jul-16	31,026.93 AUD		-6,335 Common Stock

Credit Suisse Equities (Australia) Limited	26-Jul-16	170,804.70 AUD		-34,506 Common Stock
Credit Suisse Equities (Australia) Limited	26-Jul-16	6,615.52 AUD		-1,347 Common Stock
Credit Suisse Equities (Australia) Limited	27-Jul-16	17,960.80 AUD		3,575 Common Stock
Credit Suisse Equities (Australia) Limited	27-Jul-16	43,528.96 AUD		8,658 Common Stock
Credit Suisse Equities (Australia) Limited	27-Jul-16	557.80 AUD		111 Common Stock
Credit Suisse Equities (Australia) Limited	27-Jul-16	15,788.86 AUD		-3,143 Common Stock
Credit Suisse Equities (Australia) Limited	27-Jul-16	137,754.26 AUD		-27,380 Common Stock
Credit Suisse Equities (Australia) Limited	27-Jul-16	16,215.24 AUD		-3,223 Common Stock
Credit Suisse Equities (Australia) Limited	28-Jul-16	19,398.00 AUD		3,824 Common Stock
Credit Suisse Equities (Australia) Limited	28-Jul-16	29,332.86 AUD		5,789 Common Stock
Credit Suisse Equities (Australia) Limited	28-Jul-16	5.02 AUD		1 Common Stock
Credit Suisse Equities (Australia) Limited	28-Jul-16	151,340.02 AUD		-30,210 Common Stock
Credit Suisse Equities (Australia) Limited	28-Jul-16	262,249.25 AUD		-52,269 Common Stock
Credit Suisse Equities (Australia) Limited	28-Jul-16	25,726.83 AUD		-5,131 Common Stock
Credit Suisse Equities (Australia) Limited	29-Jul-16	16,284.15 AUD		3,168 Common Stock
Credit Suisse Equities (Australia) Limited	29-Jul-16	39,862.33 AUD		7,732 Common Stock
Credit Suisse Equities (Australia) Limited	29-Jul-16	22,306.46 AUD		4,349 Common Stock
Credit Suisse Equities (Australia) Limited	29-Jul-16	167,761.26 AUD		32,702 Common Stock
Credit Suisse Equities (Australia) Limited	29-Jul-16	507.53 AUD		-101 Common Stock
Credit Suisse Equities (Australia) Limited	29-Jul-16	230.46 AUD		-46 Common Stock
Credit Suisse Equities (Australia) Limited	29-Jul-16	256,978.05 AUD		-51,145 Common Stock
Credit Suisse Equities (Australia) Limited	29-Jul-16	127,073.83 AUD		-25,361 Common Stock
Credit Suisse Equities (Australia) Limited	1-Aug-16	10,160.00 AUD		2,000 Common Stock
Credit Suisse Equities (Australia) Limited	1-Aug-16	148,101.31 AUD		29,460 Common Stock
Credit Suisse Equities (Australia) Limited	2-Aug-16	13,531.48 AUD		2,707 Common Stock
Credit Suisse Equities (Australia) Limited	2-Aug-16	20,323.43 AUD		4,069 Common Stock
Credit Suisse Equities (Australia) Limited	2-Aug-16	32,394.26 AUD		6,502 Common Stock
Credit Suisse Equities (Australia) Limited	2-Aug-16	168,945.57 AUD		33,827 Common Stock
Credit Suisse Equities (Australia) Limited	2-Aug-16	93,820.01 AUD		18,755 Common Stock
Credit Suisse Equities (Australia) Limited	2-Aug-16	2,905.35 AUD		581 Common Stock
Credit Suisse Equities (Australia) Limited	2-Aug-16	3,012.00 AUD		600 Common Stock

Credit Suisse Equities (Australia) Limited	2-Aug-16	3,093.72 AUD		-609 Common Stock
Credit Suisse Equities (Australia) Limited	2-Aug-16	25,127.96 AUD		-4,966 Common Stock
Credit Suisse Equities (Australia) Limited	2-Aug-16	11,444.45 AUD		-2,258 Common Stock
Credit Suisse Equities (Australia) Limited	2-Aug-16	115,219.75 AUD		-22,737 Common Stock
Credit Suisse Equities (Australia) Limited	2-Aug-16	313,373.25 AUD		-61,874 Common Stock
Credit Suisse Equities (Australia) Limited	3-Aug-16	47,617.25 AUD		9,608 Common Stock
Credit Suisse Equities (Australia) Limited	3-Aug-16	31,155.00 AUD		6,231 Common Stock
Credit Suisse Equities (Australia) Limited	3-Aug-16	53,202.45 AUD		10,639 Common Stock
Credit Suisse Equities (Australia) Limited	3-Aug-16	31,155.00 AUD		6,231 Common Stock
Credit Suisse Equities (Australia) Limited	3-Aug-16	12,343.22 AUD		2,496 Common Stock
Credit Suisse Equities (Australia) Limited	3-Aug-16	2,440.55 AUD		493 Common Stock
Credit Suisse Equities (Australia) Limited	3-Aug-16	1,929.84 AUD		390 Common Stock
Credit Suisse Equities (Australia) Limited	3-Aug-16	511.16 AUD		103 Common Stock
Credit Suisse Equities (Australia) Limited	3-Aug-16	519,327.60 AUD		-101,127 Common Stock
Credit Suisse Equities (Australia) Limited	3-Aug-16	67,281.53 AUD		-13,371 Common Stock
Credit Suisse Equities (Australia) Limited	3-Aug-16	4,360.50 AUD		-850 Common Stock
Credit Suisse Equities (Australia) Limited	3-Aug-16	10,208.71 AUD		-2,033 Common Stock
Credit Suisse Equities (Australia) Limited	3-Aug-16	138,148.81 AUD		-26,861 Common Stock
Credit Suisse Equities (Australia) Limited	3-Aug-16	1,582.17 AUD		-308 Common Stock
Credit Suisse Equities (Australia) Limited	3-Aug-16	10,260.00 AUD		-2,000 Common Stock
Credit Suisse Equities (Australia) Limited	3-Aug-16	3,375.21 AUD		-657 Common Stock
Credit Suisse Equities (Australia) Limited	3-Aug-16	181,293.51 AUD		-36,036 Common Stock
Credit Suisse Equities (Australia) Limited	3-Aug-16	167,873.49 AUD		-33,405 Common Stock
Credit Suisse Equities (Australia) Limited	4-Aug-16	2,318.94 AUD		468 Common Stock
Credit Suisse Equities (Australia) Limited	4-Aug-16	56,430.00 AUD		11,400 Common Stock
Credit Suisse Equities (Australia) Limited	4-Aug-16	34,949.13 AUD		7,061 Common Stock
Credit Suisse Equities (Australia) Limited	4-Aug-16	21,535.28 AUD		4,373 Common Stock
Credit Suisse Equities (Australia) Limited	4-Aug-16	10,948.69 AUD		-2,190 Common Stock
Credit Suisse Equities (Australia) Limited	4-Aug-16	19,521.47 AUD		-3,914 Common Stock
Credit Suisse Equities (Australia) Limited	4-Aug-16	2,472.50 AUD		-500 Common Stock
Credit Suisse Equities (Australia) Limited	4-Aug-16	55,707.77 AUD		-11,165 Common Stock

Credit Suisse Equities (Australia) Limited	4-Aug-16	2,770.00 AUD		-554 Common Stock
Credit Suisse Equities (Australia) Limited	4-Aug-16	4,572.80 AUD		-915 Common Stock
Credit Suisse Equities (Australia) Limited	4-Aug-16	1,256.32 AUD		-252 Common Stock
Credit Suisse Equities (Australia) Limited	5-Aug-16	4,429.67 AUD		882 Common Stock
Credit Suisse Equities (Australia) Limited	5-Aug-16	36,669.53 AUD		7,298 Common Stock
Credit Suisse Equities (Australia) Limited	5-Aug-16	37,515.50 AUD		7,468 Common Stock
Credit Suisse Equities (Australia) Limited	5-Aug-16	11,390.58 AUD		2,268 Common Stock
Credit Suisse Equities (Australia) Limited	5-Aug-16	6,241.16 AUD		-1,260 Common Stock
Credit Suisse Equities (Australia) Limited	5-Aug-16	8,299.66 AUD		-1,655 Common Stock
Credit Suisse Equities (Australia) Limited	5-Aug-16	32,479.97 AUD		-6,531 Common Stock
Credit Suisse Equities (Australia) Limited	5-Aug-16	31,155.00 AUD		-6,231 Common Stock
Credit Suisse Equities (Australia) Limited	5-Aug-16	36,900.86 AUD		-7,396 Common Stock
Credit Suisse Equities (Australia) Limited	5-Aug-16	24,814.35 AUD		-5,013 Common Stock
Credit Suisse Equities (Australia) Limited	8-Aug-16	81,577.84 AUD		16,226 Common Stock
Credit Suisse Equities (Australia) Limited	8-Aug-16	69,608.29 AUD		13,717 Common Stock
Credit Suisse Equities (Australia) Limited	8-Aug-16	32,751.69 AUD		6,433 Common Stock
Credit Suisse Equities (Australia) Limited	8-Aug-16	122,459.19 AUD		23,974 Common Stock
Credit Suisse Equities (Australia) Limited	8-Aug-16	9,942.13 AUD		-2,002 Common Stock
Credit Suisse Equities (Australia) Limited	8-Aug-16	49,124.78 AUD		-9,925 Common Stock
Credit Suisse Equities (Australia) Limited	8-Aug-16	126,158.85 AUD		-25,425 Common Stock
Credit Suisse Equities (Australia) Limited	8-Aug-16	57,542.72 AUD		-11,614 Common Stock
Credit Suisse Equities (Australia) Limited	8-Aug-16	63,342.67 AUD		-12,804 Common Stock
Credit Suisse Equities (Australia) Limited	9-Aug-16	58,169.07 AUD		11,339 Common Stock
Credit Suisse Equities (Australia) Limited	9-Aug-16	8,391.83 AUD		1,625 Common Stock
Credit Suisse Equities (Australia) Limited	9-Aug-16	4,836.78 AUD		936 Common Stock
Credit Suisse Equities (Australia) Limited	9-Aug-16	175,976.61 AUD		34,069 Common Stock
Credit Suisse Equities (Australia) Limited	9-Aug-16	13,543.63 AUD		-2,696 Common Stock
Credit Suisse Equities (Australia) Limited	9-Aug-16	4,837.34 AUD		-963 Common Stock
Credit Suisse Equities (Australia) Limited	9-Aug-16	6,430.24 AUD		-1,281 Common Stock
Credit Suisse Equities (Australia) Limited	9-Aug-16	45,330.26 AUD		-9,024 Common Stock
Credit Suisse Equities (Australia) Limited	9-Aug-16	162,281.26 AUD		-32,316 Common Stock

Credit Suisse Equities (Australia) Limited	10-Aug-16	40,424.72 AUD		7,804 Common Stock
Credit Suisse Equities (Australia) Limited	10-Aug-16	17,039.58 AUD		3,312 Common Stock
Credit Suisse Equities (Australia) Limited	10-Aug-16	1,309.70 AUD		257 Common Stock
Credit Suisse Equities (Australia) Limited	10-Aug-16	33,859.61 AUD		-6,622 Common Stock
Credit Suisse Equities (Australia) Limited	10-Aug-16	5,819.79 AUD		-1,148 Common Stock
Credit Suisse Equities (Australia) Limited	10-Aug-16	508,170.00 AUD		-100,000 Common Stock
Credit Suisse Equities (Australia) Limited	11-Aug-16	8,226.62 AUD		1,619 Common Stock
Credit Suisse Equities (Australia) Limited	11-Aug-16	20,640.98 AUD		4,056 Common Stock
Credit Suisse Equities (Australia) Limited	11-Aug-16	77,085.03 AUD		15,134 Common Stock
Credit Suisse Equities (Australia) Limited	11-Aug-16	1,178.83 AUD		-228 Common Stock
Credit Suisse Equities (Australia) Limited	11-Aug-16	3,828.85 AUD		-744 Common Stock
Credit Suisse Equities (Australia) Limited	11-Aug-16	53,191.31 AUD		-10,324 Common Stock
Credit Suisse Equities (Australia) Limited	11-Aug-16	92,771.23 AUD		-17,973 Common Stock
Credit Suisse Equities (Australia) Limited	11-Aug-16	59,283.85 AUD		-11,472 Common Stock
Credit Suisse Equities (Australia) Limited	11-Aug-16	57,954.14 AUD		-11,211 Common Stock
Credit Suisse Equities (Australia) Limited	12-Aug-16	3,160.51 AUD		616 Common Stock
Credit Suisse Equities (Australia) Limited	12-Aug-16	23,328.46 AUD		4,524 Common Stock
Credit Suisse Equities (Australia) Limited	12-Aug-16	37,988.51 AUD		7,382 Common Stock
Credit Suisse Equities (Australia) Limited	12-Aug-16	7,988.49 AUD		-1,542 Common Stock
Credit Suisse Equities (Australia) Limited	12-Aug-16	61,731.29 AUD		-11,873 Common Stock
Credit Suisse Equities (Australia) Limited	12-Aug-16	102,919.70 AUD		-19,861 Common Stock
Credit Suisse Equities (Australia) Limited	12-Aug-16	4,822.74 AUD		-936 Common Stock
Credit Suisse Equities (Australia) Limited	12-Aug-16	13,807.46 AUD		-2,703 Common Stock
Credit Suisse Equities (Australia) Limited	15-Aug-16	110,326.96 AUD		21,176 Common Stock
Credit Suisse Equities (Australia) Limited	15-Aug-16	93,725.35 AUD		17,994 Common Stock
Credit Suisse Equities (Australia) Limited	15-Aug-16	28,339.52 AUD		5,470 Common Stock
Credit Suisse Equities (Australia) Limited	15-Aug-16	6,599.79 AUD		-1,294 Common Stock
Credit Suisse Equities (Australia) Limited	15-Aug-16	1,126.90 AUD		-221 Common Stock
Credit Suisse Equities (Australia) Limited	15-Aug-16	102,216.81 AUD		-20,074 Common Stock
Credit Suisse Equities (Australia) Limited	15-Aug-16	2,032.96 AUD		-400 Common Stock
Credit Suisse Equities (Australia) Limited	15-Aug-16	92,073.01 AUD		-18,089 Common Stock

Credit Suisse Equities (Australia) Limited	15-Aug-16	88,350.98 AUD		-17,338 Common Stock
Credit Suisse Equities (Australia) Limited	16-Aug-16	437,541.42 AUD		83,400 Common Stock
Credit Suisse Equities (Australia) Limited	16-Aug-16	50,794.41 AUD		9,706 Common Stock
Credit Suisse Equities (Australia) Limited	16-Aug-16	17,245.83 AUD		3,291 Common Stock
Credit Suisse Equities (Australia) Limited	16-Aug-16	286.55 AUD		55 Common Stock
Credit Suisse Equities (Australia) Limited	16-Aug-16	1,387.16 AUD		264 Common Stock
Credit Suisse Equities (Australia) Limited	16-Aug-16	1,352.37 AUD		-264 Common Stock
Credit Suisse Equities (Australia) Limited	16-Aug-16	56,415.40 AUD		-10,957 Common Stock
Credit Suisse Equities (Australia) Limited	16-Aug-16	6,302.87 AUD		-1,224 Common Stock
Credit Suisse Equities (Australia) Limited	16-Aug-16	4,976.96 AUD		-967 Common Stock
Credit Suisse Equities (Australia) Limited	17-Aug-16	439,126.02 AUD		83,400 Common Stock
Credit Suisse Equities (Australia) Limited	17-Aug-16	16,251.54 AUD		3,095 Common Stock
Credit Suisse Equities (Australia) Limited	17-Aug-16	12,449.70 AUD		2,363 Common Stock
Credit Suisse Equities (Australia) Limited	17-Aug-16	6,309.31 AUD		-1,211 Common Stock
Credit Suisse Equities (Australia) Limited	17-Aug-16	28,446.17 AUD		-5,424 Common Stock
Credit Suisse Equities (Australia) Limited	17-Aug-16	1,226.16 AUD		-234 Common Stock
Credit Suisse Equities (Australia) Limited	18-Aug-16	6,335.12 AUD		1,230 Common Stock
Credit Suisse Equities (Australia) Limited	18-Aug-16	66,672.36 AUD		12,921 Common Stock
Credit Suisse Equities (Australia) Limited	18-Aug-16	8,457.90 AUD		1,650 Common Stock
Credit Suisse Equities (Australia) Limited	18-Aug-16	82,220.16 AUD		15,572 Common Stock
Credit Suisse Equities (Australia) Limited	18-Aug-16	56,941.62 AUD		11,013 Common Stock
Credit Suisse Equities (Australia) Limited	18-Aug-16	18,940.08 AUD		3,587 Common Stock
Credit Suisse Equities (Australia) Limited	18-Aug-16	12,142.67 AUD		-2,324 Common Stock
Credit Suisse Equities (Australia) Limited	18-Aug-16	43,985.14 AUD		-8,410 Common Stock
Credit Suisse Equities (Australia) Limited	18-Aug-16	9,190.44 AUD		-1,764 Common Stock
Credit Suisse Equities (Australia) Limited	18-Aug-16	6,285.58 AUD		-1,196 Common Stock
Credit Suisse Equities (Australia) Limited	18-Aug-16	20,637.60 AUD		-3,939 Common Stock
Credit Suisse Equities (Australia) Limited	18-Aug-16	204,793.87 AUD		-39,183 Common Stock
Credit Suisse Equities (Australia) Limited	19-Aug-16	11,410.64 AUD		2,201 Common Stock
Credit Suisse Equities (Australia) Limited	19-Aug-16	2,012.63 AUD		390 Common Stock
Credit Suisse Equities (Australia) Limited	19-Aug-16	104,172.45 AUD		20,135 Common Stock

Credit Suisse Equities (Australia) Limited	19-Aug-16	170.49 AUD		33 Common Stock
Credit Suisse Equities (Australia) Limited	19-Aug-16	2,977.92 AUD		576 Common Stock
Credit Suisse Equities (Australia) Limited	19-Aug-16	16,675.12 AUD		-3,177 Common Stock
Credit Suisse Equities (Australia) Limited	19-Aug-16	15,888.75 AUD		-3,013 Common Stock
Credit Suisse Equities (Australia) Limited	19-Aug-16	137,932.23 AUD		-26,189 Common Stock
Credit Suisse Equities (Australia) Limited	19-Aug-16	12,990.73 AUD		-2,474 Common Stock
Credit Suisse Equities (Australia) Limited	22-Aug-16	17,464.87 AUD		3,557 Common Stock
Credit Suisse Equities (Australia) Limited	22-Aug-16	62,928.77 AUD		12,793 Common Stock
Credit Suisse Equities (Australia) Limited	22-Aug-16	207,275.07 AUD		42,094 Common Stock
Credit Suisse Equities (Australia) Limited	22-Aug-16	72,300.44 AUD		14,592 Common Stock
Credit Suisse Equities (Australia) Limited	22-Aug-16	24,666.13 AUD		-4,776 Common Stock
Credit Suisse Equities (Australia) Limited	22-Aug-16	82,039.91 AUD		-15,807 Common Stock
Credit Suisse Equities (Australia) Limited	22-Aug-16	39,339.97 AUD		-7,582 Common Stock
Credit Suisse Equities (Australia) Limited	22-Aug-16	14,530.09 AUD		-2,795 Common Stock
Credit Suisse Equities (Australia) Limited	23-Aug-16	5,036.06 AUD		1,060 Common Stock
Credit Suisse Equities (Australia) Limited	23-Aug-16	637,710.67 AUD		133,925 Common Stock
Credit Suisse Equities (Australia) Limited	23-Aug-16	104,408.73 AUD		21,890 Common Stock
Credit Suisse Equities (Australia) Limited	23-Aug-16	7,995.85 AUD		1,669 Common Stock
Credit Suisse Equities (Australia) Limited	23-Aug-16	57,726.81 AUD		12,141 Common Stock
Credit Suisse Equities (Australia) Limited	23-Aug-16	13,359.34 AUD		2,808 Common Stock
Credit Suisse Equities (Australia) Limited	23-Aug-16	2,600.64 AUD		-504 Common Stock
Credit Suisse Equities (Australia) Limited	23-Aug-16	1,829.33 AUD		-354 Common Stock
Credit Suisse Equities (Australia) Limited	23-Aug-16	8,110.80 AUD		-1,561 Common Stock
Credit Suisse Equities (Australia) Limited	24-Aug-16	16,988.44 AUD		3,569 Common Stock
Credit Suisse Equities (Australia) Limited	24-Aug-16	26,284.18 AUD		5,508 Common Stock
Credit Suisse Equities (Australia) Limited	24-Aug-16	358,675.54 AUD		75,183 Common Stock
Credit Suisse Equities (Australia) Limited	24-Aug-16	225,832.82 AUD		47,278 Common Stock
Credit Suisse Equities (Australia) Limited	24-Aug-16	52.36 AUD		11 Common Stock
Credit Suisse Equities (Australia) Limited	24-Aug-16	27,999.40 AUD		-5,698 Common Stock
Credit Suisse Equities (Australia) Limited	24-Aug-16	10,335.69 AUD		-2,097 Common Stock
Credit Suisse Equities (Australia) Limited	24-Aug-16	139,682.19 AUD		-28,378 Common Stock

Credit Suisse Equities (Australia) Limited	25-Aug-16	136,963.72 AUD		28,611 Common Stock
Credit Suisse Equities (Australia) Limited	25-Aug-16	126,551.04 AUD		26,400 Common Stock
Credit Suisse Equities (Australia) Limited	25-Aug-16	369,484.80 AUD		77,345 Common Stock
Credit Suisse Equities (Australia) Limited	25-Aug-16	91,219.67 AUD		19,110 Common Stock
Credit Suisse Equities (Australia) Limited	25-Aug-16	52,703.11 AUD		11,041 Common Stock
Credit Suisse Equities (Australia) Limited	25-Aug-16	19,425.14 AUD		-4,084 Common Stock
Credit Suisse Equities (Australia) Limited	25-Aug-16	33,943.78 AUD		-7,142 Common Stock
Credit Suisse Equities (Australia) Limited	26-Aug-16	74,851.38 AUD		15,345 Common Stock
Credit Suisse Equities (Australia) Limited	26-Aug-16	71,921.05 AUD		14,664 Common Stock
Credit Suisse Equities (Australia) Limited	26-Aug-16	6,672.45 AUD		1,370 Common Stock
Credit Suisse Equities (Australia) Limited	26-Aug-16	51,835.80 AUD		-10,840 Common Stock
Credit Suisse Equities (Australia) Limited	29-Aug-16	279,864.00 AUD		65,000 Common Stock
Credit Suisse Equities (Australia) Limited	29-Aug-16	323,196.92 AUD		79,180 Common Stock
Credit Suisse Equities (Australia) Limited	29-Aug-16	182,762.73 AUD		42,895 Common Stock
Credit Suisse Equities (Australia) Limited	29-Aug-16	219,610.03 AUD		53,536 Common Stock
Credit Suisse Equities (Australia) Limited	29-Aug-16	110,088.90 AUD		25,348 Common Stock
Credit Suisse Equities (Australia) Limited	29-Aug-16	21,402.45 AUD		-4,479 Common Stock
Credit Suisse Equities (Australia) Limited	29-Aug-16	49,119.02 AUD		-10,299 Common Stock
Credit Suisse Equities (Australia) Limited	29-Aug-16	1,095.37 AUD		-227 Common Stock
Credit Suisse Equities (Australia) Limited	29-Aug-16	131,923.89 AUD		-27,657 Common Stock
Credit Suisse Equities (Australia) Limited	30-Aug-16	89,045.98 AUD		24,437 Common Stock
Credit Suisse Equities (Australia) Limited	30-Aug-16	281,435.18 AUD		72,490 Common Stock
Credit Suisse Equities (Australia) Limited	30-Aug-16	25,671.09 AUD		7,339 Common Stock
Credit Suisse Equities (Australia) Limited	30-Aug-16	41,165.29 AUD		11,625 Common Stock
Credit Suisse Equities (Australia) Limited	30-Aug-16	581,581.08 AUD		167,121 Common Stock
Credit Suisse Equities (Australia) Limited	30-Aug-16	87,288.42 AUD		-17,842 Common Stock
Credit Suisse Equities (Australia) Limited	30-Aug-16	11,084.90 AUD		-2,255 Common Stock
Credit Suisse Equities (Australia) Limited	30-Aug-16	4,737.96 AUD		-963 Common Stock
Credit Suisse Equities (Australia) Limited	30-Aug-16	4,909.68 AUD		-996 Common Stock
Credit Suisse Equities (Australia) Limited	30-Aug-16	10,264.22 AUD		-2,106 Common Stock
Credit Suisse Equities (Australia) Limited	31-Aug-16	126,166.83 AUD		35,566 Common Stock

Credit Suisse Equities (Australia) Limited	31-Aug-16	158,226.15 AUD		45,449 Common Stock
Credit Suisse Equities (Australia) Limited	31-Aug-16	6,273,981.95 AUD		1,989,719 Common Stock
Credit Suisse Equities (Australia) Limited	31-Aug-16	51,102.82 AUD		14,570 Common Stock
Credit Suisse Equities (Australia) Limited	31-Aug-16	2,562,142.12 AUD		812,553 Common Stock
Credit Suisse Equities (Australia) Limited	31-Aug-16	1,571,952.96 AUD		446,400 Common Stock
Credit Suisse Equities (Australia) Limited	31-Aug-16	124,585.88 AUD		-30,538 Common Stock
Credit Suisse Equities (Australia) Limited	31-Aug-16	485,890.11 AUD		-116,526 Common Stock
Credit Suisse Equities (Australia) Limited	31-Aug-16	124,306.55 AUD		-30,132 Common Stock
Credit Suisse Equities (Australia) Limited	31-Aug-16	406,122.66 AUD		-99,618 Common Stock
Credit Suisse Equities (Australia) Limited	31-Aug-16	396,604.01 AUD		-97,038 Common Stock
Credit Suisse Equities (Australia) Limited	31-Aug-16	113,655.00 AUD		-27,617 Common Stock
Credit Suisse Equities (Australia) Limited	31-Aug-16	679,076.16 AUD		-166,800 Common Stock
Credit Suisse Equities (Australia) Limited	31-Aug-16	160,490.30 AUD		-39,256 Common Stock
Credit Suisse Equities (Australia) Limited	1-Sep-16	1,437.88 AUD		412 Common Stock
Credit Suisse Equities (Australia) Limited	1-Sep-16	16,642.90 AUD		5,009 Common Stock
Credit Suisse Equities (Australia) Limited	1-Sep-16	32,051.46 AUD		8,978 Common Stock
Credit Suisse Equities (Australia) Limited	1-Sep-16	69,112.76 AUD		20,088 Common Stock
Credit Suisse Equities (Australia) Limited	1-Sep-16	3,094.61 AUD		932 Common Stock
Credit Suisse Equities (Australia) Limited	1-Sep-16	36,075.30 AUD		-9,500 Common Stock
Credit Suisse Equities (Australia) Limited	1-Sep-16	7,425.64 AUD		-2,108 Common Stock
Credit Suisse Equities (Australia) Limited	1-Sep-16	11,882.81 AUD		-3,132 Common Stock
Credit Suisse Equities (Australia) Limited	1-Sep-16	300,281.49 AUD		-82,882 Common Stock
Credit Suisse Equities (Australia) Limited	1-Sep-16	1,552,122.87 AUD		-431,853 Common Stock
Credit Suisse Equities (Australia) Limited	1-Sep-16	120,389.95 AUD		-33,056 Common Stock
Credit Suisse Equities (Australia) Limited	1-Sep-16	40,351.74 AUD		-10,240 Common Stock
Credit Suisse Equities (Australia) Limited	1-Sep-16	54,877.31 AUD		-15,196 Common Stock
Credit Suisse Equities (Australia) Limited	2-Sep-16	29,481.31 AUD		9,236 Common Stock
Credit Suisse Equities (Australia) Limited	2-Sep-16	184,357.65 AUD		57,894 Common Stock
Credit Suisse Equities (Australia) Limited	2-Sep-16	12,083.25 AUD		3,815 Common Stock
Credit Suisse Equities (Australia) Limited	2-Sep-16	2,190.70 AUD		650 Common Stock
Credit Suisse Equities (Australia) Limited	2-Sep-16	698,078.67 AUD		-203,172 Common Stock

Credit Suisse Equities (Australia) Limited	2-Sep-16	37,250.21 AUD		-10,838 Common Stock
Credit Suisse Equities (Australia) Limited	2-Sep-16	158,896.80 AUD		-46,400 Common Stock
Credit Suisse Equities (Australia) Limited	2-Sep-16	72,334.50 AUD		-21,000 Common Stock
Credit Suisse Equities (Australia) Limited	2-Sep-16	926,118.34 AUD		-268,939 Common Stock
Credit Suisse Equities (Australia) Limited	2-Sep-16	55,563.23 AUD		-16,194 Common Stock
Credit Suisse Equities (Australia) Limited	2-Sep-16	26,636.61 AUD		-7,829 Common Stock
Credit Suisse Equities (Australia) Limited	2-Sep-16	163,522.22 AUD		-48,003 Common Stock
Credit Suisse Equities (Australia) Limited	2-Sep-16	127,432.61 AUD		-37,489 Common Stock
Credit Suisse Equities (Australia) Limited	5-Sep-16	136,391.36 AUD		49,351 Common Stock
Credit Suisse Equities (Australia) Limited	5-Sep-16	335,834.50 AUD		132,500 Common Stock
Credit Suisse Equities (Australia) Limited	5-Sep-16	110,102.92 AUD		41,807 Common Stock
Credit Suisse Equities (Australia) Limited	5-Sep-16	75,111.62 AUD		27,400 Common Stock
Credit Suisse Equities (Australia) Limited	5-Sep-16	804,733.47 AUD		308,457 Common Stock
Credit Suisse Equities (Australia) Limited	5-Sep-16	33,200.00 AUD		-10,000 Common Stock
Credit Suisse Equities (Australia) Limited	5-Sep-16	202,593.44 AUD		-60,090 Common Stock
Credit Suisse Equities (Australia) Limited	5-Sep-16	87,828.54 AUD		-25,351 Common Stock
Credit Suisse Equities (Australia) Limited	5-Sep-16	144,565.09 AUD		-43,248 Common Stock
Credit Suisse Equities (Australia) Limited	5-Sep-16	31,692.34 AUD		-8,978 Common Stock
Credit Suisse Equities (Australia) Limited	5-Sep-16	33,178.40 AUD		-9,904 Common Stock
Credit Suisse Equities (Australia) Limited	5-Sep-16	254,473.03 AUD		-75,424 Common Stock
Credit Suisse Equities (Australia) Limited	5-Sep-16	16,642.63 AUD		-4,890 Common Stock
Credit Suisse Equities (Australia) Limited	5-Sep-16	7,604.90 AUD		-2,260 Common Stock
Credit Suisse Equities (Australia) Limited	5-Sep-16	678,740.00 AUD		-200,000 Common Stock
Credit Suisse Equities (Australia) Limited	5-Sep-16	207,484.97 AUD		-61,592 Common Stock
Credit Suisse Equities (Australia) Limited	6-Sep-16	90,033.41 AUD		30,428 Common Stock
Credit Suisse Equities (Australia) Limited	6-Sep-16	22,104.75 AUD		7,500 Common Stock
Credit Suisse Equities (Australia) Limited	6-Sep-16	80,130.49 AUD		27,116 Common Stock
Credit Suisse Equities (Australia) Limited	6-Sep-16	45,785.09 AUD		15,645 Common Stock
Credit Suisse Equities (Australia) Limited	6-Sep-16	21,636.74 AUD		7,783 Common Stock
Credit Suisse Equities (Australia) Limited	6-Sep-16	69,150.70 AUD		24,096 Common Stock
Credit Suisse Equities (Australia) Limited	6-Sep-16	16,887.04 AUD		-5,330 Common Stock

Credit Suisse Equities (Australia) Limited	6-Sep-16	9,630.00 AUD		-3,000 Common Stock
Credit Suisse Equities (Australia) Limited	6-Sep-16	113,411.24 AUD		-35,991 Common Stock
Credit Suisse Equities (Australia) Limited	6-Sep-16	60,606.41 AUD		-19,129 Common Stock
Credit Suisse Equities (Australia) Limited	6-Sep-16	37,273.28 AUD		-11,789 Common Stock
Credit Suisse Equities (Australia) Limited	6-Sep-16	124,415.35 AUD		-39,181 Common Stock
Credit Suisse Equities (Australia) Limited	6-Sep-16	2,358.32 AUD		-719 Common Stock
Credit Suisse Equities (Australia) Limited	6-Sep-16	75,996.63 AUD		-24,045 Common Stock
Credit Suisse Equities (Australia) Limited	7-Sep-16	214,300.49 AUD		67,316 Common Stock
Credit Suisse Equities (Australia) Limited	7-Sep-16	12,296.62 AUD		3,801 Common Stock
Credit Suisse Equities (Australia) Limited	7-Sep-16	6,250.00 AUD		2,000 Common Stock
Credit Suisse Equities (Australia) Limited	7-Sep-16	56,144.05 AUD		17,442 Common Stock
Credit Suisse Equities (Australia) Limited	7-Sep-16	96,610.56 AUD		-34,752 Common Stock
Credit Suisse Equities (Australia) Limited	7-Sep-16	2,151.13 AUD		-847 Common Stock
Credit Suisse Equities (Australia) Limited	7-Sep-16	124.44 AUD		-51 Common Stock
Credit Suisse Equities (Australia) Limited	7-Sep-16	72,420.17 AUD		-27,435 Common Stock
Credit Suisse Equities (Australia) Limited	7-Sep-16	49,032.90 AUD		-15,566 Common Stock
Credit Suisse Equities (Australia) Limited	7-Sep-16	8,694.20 AUD		-3,608 Common Stock
Credit Suisse Equities (Australia) Limited	7-Sep-16	588,979.82 AUD		-227,379 Common Stock
Credit Suisse Equities (Australia) Limited	7-Sep-16	1,857.35 AUD		-743 Common Stock
Credit Suisse Equities (Australia) Limited	7-Sep-16	888,498.03 AUD		-348,841 Common Stock
Credit Suisse Equities (Australia) Limited	8-Sep-16	11,104.03 AUD		3,528 Common Stock
Credit Suisse Equities (Australia) Limited	8-Sep-16	9,187.89 AUD		2,889 Common Stock
Credit Suisse Equities (Australia) Limited	8-Sep-16	80,180.16 AUD		-27,200 Common Stock
Credit Suisse Equities (Australia) Limited	8-Sep-16	26,145.00 AUD		-9,000 Common Stock
Credit Suisse Equities (Australia) Limited	8-Sep-16	182,043.53 AUD		-62,061 Common Stock
Credit Suisse Equities (Australia) Limited	8-Sep-16	10,729.39 AUD		-3,627 Common Stock
Credit Suisse Equities (Australia) Limited	8-Sep-16	64,910.22 AUD		-23,349 Common Stock
Credit Suisse Equities (Australia) Limited	8-Sep-16	89,059.84 AUD		-29,764 Common Stock
Credit Suisse Equities (Australia) Limited	9-Sep-16	19,411.78 AUD		6,033 Common Stock
Credit Suisse Equities (Australia) Limited	9-Sep-16	29,892.99 AUD		9,300 Common Stock
Credit Suisse Equities (Australia) Limited	9-Sep-16	127,653.68 AUD		-39,644 Common Stock

Credit Suisse Equities (Australia) Limited	9-Sep-16	482,081.65 AUD		-150,317 Common Stock
Credit Suisse Equities (Australia) Limited	9-Sep-16	17,667.95 AUD		-5,589 Common Stock
Credit Suisse Equities (Australia) Limited	9-Sep-16	37,138.38 AUD		-11,588 Common Stock
Credit Suisse Equities (Australia) Limited	9-Sep-16	4,548.96 AUD		-1,404 Common Stock
Credit Suisse Equities (Australia) Limited	9-Sep-16	9,302.58 AUD		-2,889 Common Stock
Credit Suisse Equities (Australia) Limited	9-Sep-16	165,748.67 AUD		-51,438 Common Stock
Credit Suisse Equities (Australia) Limited	9-Sep-16	62,424.79 AUD		-19,392 Common Stock
Credit Suisse Equities (Australia) Limited	9-Sep-16	88,890.21 AUD		-27,487 Common Stock
Credit Suisse Equities (Australia) Limited	12-Sep-16	16,695.71 AUD		5,257 Common Stock
Credit Suisse Equities (Australia) Limited	12-Sep-16	20,130.10 AUD		-6,382 Common Stock
Credit Suisse Equities (Australia) Limited	12-Sep-16	3,328.95 AUD		-1,062 Common Stock
Credit Suisse Equities (Australia) Limited	12-Sep-16	6,460.00 AUD		-2,000 Common Stock
Credit Suisse Equities (Australia) Limited	12-Sep-16	19,700.77 AUD		-6,223 Common Stock
Credit Suisse Equities (Australia) Limited	12-Sep-16	344,161.92 AUD		-108,912 Common Stock
Credit Suisse Equities (Australia) Limited	13-Sep-16	25,536.68 AUD		8,010 Common Stock
Credit Suisse Equities (Australia) Limited	13-Sep-16	30,115.37 AUD		-9,387 Common Stock
Credit Suisse Equities (Australia) Limited	13-Sep-16	400.71 AUD		-125 Common Stock
Credit Suisse Equities (Australia) Limited	13-Sep-16	23,913.95 AUD		-7,429 Common Stock
Credit Suisse Equities (Australia) Limited	13-Sep-16	148,506.00 AUD		-46,700 Common Stock
Credit Suisse Equities (Australia) Limited	13-Sep-16	27,573.78 AUD		-8,671 Common Stock
Credit Suisse Equities (Australia) Limited	14-Sep-16	49,760.81 AUD		15,599 Common Stock
Credit Suisse Equities (Australia) Limited	14-Sep-16	77,363.68 AUD		25,114 Common Stock
Credit Suisse Equities (Australia) Limited	14-Sep-16	29,447.52 AUD		-9,300 Common Stock
Credit Suisse Equities (Australia) Limited	14-Sep-16	29,391.88 AUD		-9,288 Common Stock
Credit Suisse Equities (Australia) Limited	14-Sep-16	12,921.46 AUD		-4,079 Common Stock
Credit Suisse Equities (Australia) Limited	15-Sep-16	3,992.17 AUD		1,300 Common Stock
Credit Suisse Equities (Australia) Limited	15-Sep-16	438.78 AUD		142 Common Stock
Credit Suisse Equities (Australia) Limited	15-Sep-16	46,520.67 AUD		15,110 Common Stock
Credit Suisse Equities (Australia) Limited	15-Sep-16	10,044.50 AUD		-3,145 Common Stock
Credit Suisse Equities (Australia) Limited	15-Sep-16	32,484.83 AUD		-10,191 Common Stock
Credit Suisse Equities (Australia) Limited	16-Sep-16	26,905.76 AUD		8,407 Common Stock

Credit Suisse Equities (Australia) Limited	16-Sep-16	4,706.35 AUD		1,470 Common Stock
Credit Suisse Equities (Australia) Limited	16-Sep-16	72,132.96 AUD		23,344 Common Stock
Credit Suisse Equities (Australia) Limited	16-Sep-16	37,289.60 AUD		11,653 Common Stock
Credit Suisse Equities (Australia) Limited	16-Sep-16	170,619.77 AUD		52,848 Common Stock
Credit Suisse Equities (Australia) Limited	16-Sep-16	3,155.07 AUD		982 Common Stock
Credit Suisse Equities (Australia) Limited	16-Sep-16	8,554.83 AUD		2,660 Common Stock
Credit Suisse Equities (Australia) Limited	16-Sep-16	130,703.91 AUD		42,299 Common Stock
Credit Suisse Equities (Australia) Limited	16-Sep-16	1,523.28 AUD		-489 Common Stock
Credit Suisse Equities (Australia) Limited	16-Sep-16	130,703.91 AUD		-42,299 Common Stock
Credit Suisse Equities (Australia) Limited	19-Sep-16	12,326.09 AUD		3,830 Common Stock
Credit Suisse Equities (Australia) Limited	19-Sep-16	98,982.43 AUD		-32,449 Common Stock
Credit Suisse Equities (Australia) Limited	19-Sep-16	25,320.99 AUD		-8,267 Common Stock
Credit Suisse Equities (Australia) Limited	19-Sep-16	244,472.00 AUD		-80,000 Common Stock
Credit Suisse Equities (Australia) Limited	20-Sep-16	11,179.03 AUD		3,461 Common Stock
Credit Suisse Equities (Australia) Limited	20-Sep-16	63,008.71 AUD		19,574 Common Stock
Credit Suisse Equities (Australia) Limited	20-Sep-16	263.08 AUD		-82 Common Stock
Credit Suisse Equities (Australia) Limited	20-Sep-16	76,967.12 AUD		-23,911 Common Stock
Credit Suisse Equities (Australia) Limited	20-Sep-16	169,113.60 AUD		-52,848 Common Stock
Credit Suisse Equities (Australia) Limited	20-Sep-16	141,710.66 AUD		-44,067 Common Stock
Credit Suisse Equities (Australia) Limited	20-Sep-16	192,708.00 AUD		-60,000 Common Stock
Credit Suisse Equities (Australia) Limited	21-Sep-16	19,790.59 AUD		6,122 Common Stock
Credit Suisse Equities (Australia) Limited	21-Sep-16	90,823.05 AUD		28,076 Common Stock
Credit Suisse Equities (Australia) Limited	21-Sep-16	69,280.27 AUD		21,449 Common Stock
Credit Suisse Equities (Australia) Limited	21-Sep-16	24,568.83 AUD		7,590 Common Stock
Credit Suisse Equities (Australia) Limited	21-Sep-16	69,280.27 AUD		-21,449 Common Stock
Credit Suisse Equities (Australia) Limited	21-Sep-16	1,856.00 AUD		-580 Common Stock
Credit Suisse Equities (Australia) Limited	22-Sep-16	11,544.40 AUD		3,500 Common Stock
Credit Suisse Equities (Australia) Limited	22-Sep-16	114,680.03 AUD		34,240 Common Stock
Credit Suisse Equities (Australia) Limited	22-Sep-16	626.47 AUD		188 Common Stock
Credit Suisse Equities (Australia) Limited	22-Sep-16	3,207.87 AUD		981 Common Stock
Credit Suisse Equities (Australia) Limited	22-Sep-16	20,551.32 AUD		6,343 Common Stock

Credit Suisse Equities (Australia) Limited	22-Sep-16	10,790.98 AUD		3,261 Common Stock
Credit Suisse Equities (Australia) Limited	22-Sep-16	11,668.68 AUD		3,561 Common Stock
Credit Suisse Equities (Australia) Limited	22-Sep-16	40,712.62 AUD		12,278 Common Stock
Credit Suisse Equities (Australia) Limited	22-Sep-16	24,481.47 AUD		-7,639 Common Stock
Credit Suisse Equities (Australia) Limited	22-Sep-16	5,877.24 AUD		-1,834 Common Stock
Credit Suisse Equities (Australia) Limited	22-Sep-16	55,474.16 AUD		-17,228 Common Stock
Credit Suisse Equities (Australia) Limited	22-Sep-16	10,355.83 AUD		-3,222 Common Stock
Credit Suisse Equities (Australia) Limited	22-Sep-16	20,551.32 AUD		-6,343 Common Stock
Credit Suisse Equities (Australia) Limited	22-Sep-16	18,436.31 AUD		-5,740 Common Stock
Credit Suisse Equities (Australia) Limited	22-Sep-16	322.01 AUD		-100 Common Stock
Credit Suisse Equities (Australia) Limited	23-Sep-16	40,220.07 AUD		11,529 Common Stock
Credit Suisse Equities (Australia) Limited	23-Sep-16	21,669.18 AUD		6,411 Common Stock
Credit Suisse Equities (Australia) Limited	23-Sep-16	6,950.00 AUD		2,000 Common Stock
Credit Suisse Equities (Australia) Limited	23-Sep-16	11,727.24 AUD		3,364 Common Stock
Credit Suisse Equities (Australia) Limited	23-Sep-16	77,908.36 AUD		22,285 Common Stock
Credit Suisse Equities (Australia) Limited	23-Sep-16	57,828.42 AUD		17,109 Common Stock
Credit Suisse Equities (Australia) Limited	23-Sep-16	11,161.89 AUD		3,201 Common Stock
Credit Suisse Equities (Australia) Limited	23-Sep-16	257.66 AUD		74 Common Stock
Credit Suisse Equities (Australia) Limited	23-Sep-16	37,297.51 AUD		10,698 Common Stock
Credit Suisse Equities (Australia) Limited	23-Sep-16	18,411.57 AUD		-5,700 Common Stock
Credit Suisse Equities (Australia) Limited	23-Sep-16	798.10 AUD		-246 Common Stock
Credit Suisse Equities (Australia) Limited	23-Sep-16	11,226.34 AUD		-3,475 Common Stock
Credit Suisse Equities (Australia) Limited	23-Sep-16	3,226.77 AUD		-999 Common Stock
Credit Suisse Equities (Australia) Limited	23-Sep-16	57,828.42 AUD		-17,109 Common Stock
Credit Suisse Equities (Australia) Limited	23-Sep-16	121,165.81 AUD		-37,551 Common Stock
Credit Suisse Equities (Australia) Limited	26-Sep-16	14,300.80 AUD		4,100 Common Stock
Credit Suisse Equities (Australia) Limited	26-Sep-16	391.88 AUD		112 Common Stock
Credit Suisse Equities (Australia) Limited	26-Sep-16	8,484.73 AUD		2,438 Common Stock
Credit Suisse Equities (Australia) Limited	26-Sep-16	14,987.19 AUD		4,311 Common Stock
Credit Suisse Equities (Australia) Limited	26-Sep-16	18,484.32 AUD		5,295 Common Stock
Credit Suisse Equities (Australia) Limited	26-Sep-16	11,062.49 AUD		-3,315 Common Stock

Credit Suisse Equities (Australia) Limited	26-Sep-16	3,014.96 AUD		-892 Common Stock
Credit Suisse Equities (Australia) Limited	26-Sep-16	132,888.00 AUD		-40,000 Common Stock
Credit Suisse Equities (Australia) Limited	26-Sep-16	334.97 AUD		-100 Common Stock
Credit Suisse Equities (Australia) Limited	27-Sep-16	24,129.57 AUD		6,930 Common Stock
Credit Suisse Equities (Australia) Limited	27-Sep-16	3,564.23 AUD		1,025 Common Stock
Credit Suisse Equities (Australia) Limited	27-Sep-16	41,327.70 AUD		11,910 Common Stock
Credit Suisse Equities (Australia) Limited	27-Sep-16	24,505.46 AUD		7,042 Common Stock
Credit Suisse Equities (Australia) Limited	27-Sep-16	1,870.55 AUD		539 Common Stock
Credit Suisse Equities (Australia) Limited	27-Sep-16	10,491.39 AUD		-2,989 Common Stock
Credit Suisse Equities (Australia) Limited	27-Sep-16	10,377.02 AUD		-2,968 Common Stock
Credit Suisse Equities (Australia) Limited	27-Sep-16	7,779.94 AUD		-2,236 Common Stock
Credit Suisse Equities (Australia) Limited	27-Sep-16	1,662.98 AUD		-474 Common Stock
Credit Suisse Equities (Australia) Limited	27-Sep-16	641,680.86 AUD		-184,513 Common Stock
Credit Suisse Equities (Australia) Limited	27-Sep-16	41,327.70 AUD		-11,910 Common Stock
Credit Suisse Equities (Australia) Limited	28-Sep-16	43,750.00 AUD		12,500 Common Stock
Credit Suisse Equities (Australia) Limited	28-Sep-16	10,114.91 AUD		2,907 Common Stock
Credit Suisse Equities (Australia) Limited	28-Sep-16	1,380.85 AUD		-396 Common Stock
Credit Suisse Equities (Australia) Limited	28-Sep-16	201.26 AUD		-58 Common Stock
Credit Suisse Equities (Australia) Limited	28-Sep-16	222,336.77 AUD		-63,945 Common Stock
Credit Suisse Equities (Australia) Limited	29-Sep-16	24,620.38 AUD		7,132 Common Stock
Credit Suisse Equities (Australia) Limited	29-Sep-16	3,563.82 AUD		-1,025 Common Stock
Credit Suisse Equities (Australia) Limited	29-Sep-16	144,567.84 AUD		-41,643 Common Stock
Credit Suisse Equities (Australia) Limited	29-Sep-16	100.63 AUD		-29 Common Stock
Credit Suisse Equities (Australia) Limited	29-Sep-16	15,177.78 AUD		-4,374 Common Stock
Credit Suisse Equities (Australia) Limited	30-Sep-16	6,049.39 AUD		1,808 Common Stock
Credit Suisse Equities (Australia) Limited	30-Sep-16	43,000.00 AUD		-12,500 Common Stock
Credit Suisse Equities (Australia) Limited	30-Sep-16	25,255.72 AUD		-7,276 Common Stock
Credit Suisse Equities (Australia) Limited	30-Sep-16	149,291.39 AUD		-43,179 Common Stock
Credit Suisse Equities (Australia) Limited	30-Sep-16	479,926.25 AUD		-138,703 Common Stock
Credit Suisse Equities (Australia) Limited	3-Oct-16	11,328.55 AUD		3,393 Common Stock
Credit Suisse Equities (Australia) Limited	3-Oct-16	33,922.95 AUD		10,132 Common Stock

Credit Suisse Equities (Australia) Limited	4-Oct-16	34,853.28 AUD		10,373 Common Stock
Credit Suisse Equities (Australia) Limited	4-Oct-16	3,379.76 AUD		1,018 Common Stock
Credit Suisse Equities (Australia) Limited	4-Oct-16	174,292.70 AUD		52,848 Common Stock
Credit Suisse Equities (Australia) Limited	4-Oct-16	1,161.60 AUD		352 Common Stock
Credit Suisse Equities (Australia) Limited	4-Oct-16	24.29 AUD		-7 Common Stock
Credit Suisse Equities (Australia) Limited	4-Oct-16	465.60 AUD		-135 Common Stock
Credit Suisse Equities (Australia) Limited	4-Oct-16	34,853.28 AUD		-10,373 Common Stock
Credit Suisse Equities (Australia) Limited	4-Oct-16	7,188.25 AUD		-2,087 Common Stock
Credit Suisse Equities (Australia) Limited	5-Oct-16	6,053.18 AUD		-1,808 Common Stock
Credit Suisse Equities (Australia) Limited	5-Oct-16	34,191.89 AUD		-10,242 Common Stock
Credit Suisse Equities (Australia) Limited	5-Oct-16	47,160.93 AUD		-14,123 Common Stock
Credit Suisse Equities (Australia) Limited	6-Oct-16	54,720.00 AUD		18,000 Common Stock
Credit Suisse Equities (Australia) Limited	6-Oct-16	3,192.32 AUD		1,019 Common Stock
Credit Suisse Equities (Australia) Limited	6-Oct-16	289,112.39 AUD		92,165 Common Stock
Credit Suisse Equities (Australia) Limited	6-Oct-16	132,600.31 AUD		-40,188 Common Stock
Credit Suisse Equities (Australia) Limited	6-Oct-16	501.60 AUD		-152 Common Stock
Credit Suisse Equities (Australia) Limited	6-Oct-16	87,209.08 AUD		-26,431 Common Stock
Credit Suisse Equities (Australia) Limited	6-Oct-16	45,638.76 AUD		-13,752 Common Stock
Credit Suisse Equities (Australia) Limited	7-Oct-16	2,252.32 AUD		746 Common Stock
Credit Suisse Equities (Australia) Limited	7-Oct-16	113,243.30 AUD		37,146 Common Stock
Credit Suisse Equities (Australia) Limited	7-Oct-16	16,848.00 AUD		5,616 Common Stock
Credit Suisse Equities (Australia) Limited	7-Oct-16	917.72 AUD		296 Common Stock
Credit Suisse Equities (Australia) Limited	7-Oct-16	41,615.04 AUD		13,400 Common Stock
Credit Suisse Equities (Australia) Limited	7-Oct-16	33,410.30 AUD		11,000 Common Stock
Credit Suisse Equities (Australia) Limited	7-Oct-16	72,692.16 AUD		23,679 Common Stock
Credit Suisse Equities (Australia) Limited	10-Oct-16	5.96 AUD		2 Common Stock
Credit Suisse Equities (Australia) Limited	10-Oct-16	416,609.46 AUD		142,831 Common Stock
Credit Suisse Equities (Australia) Limited	10-Oct-16	243,445.58 AUD		84,211 Common Stock
Credit Suisse Equities (Australia) Limited	10-Oct-16	460,874.25 AUD		-150,859 Common Stock
Credit Suisse Equities (Australia) Limited	10-Oct-16	373,713.43 AUD		-124,700 Common Stock
Credit Suisse Equities (Australia) Limited	10-Oct-16	14,864.55 AUD		-4,894 Common Stock

Credit Suisse Equities (Australia) Limited	11-Oct-16	79,763.87 AUD		28,901 Common Stock
Credit Suisse Equities (Australia) Limited	11-Oct-16	1,208.43 AUD		442 Common Stock
Credit Suisse Equities (Australia) Limited	11-Oct-16	144,504.02 AUD		52,385 Common Stock
Credit Suisse Equities (Australia) Limited	11-Oct-16	194,656.51 AUD		71,110 Common Stock
Credit Suisse Equities (Australia) Limited	11-Oct-16	55,240.64 AUD		20,384 Common Stock
Credit Suisse Equities (Australia) Limited	11-Oct-16	1,261,351.00 AUD		-415,000 Common Stock
Credit Suisse Equities (Australia) Limited	11-Oct-16	18,919.30 AUD		-6,118 Common Stock
Credit Suisse Equities (Australia) Limited	11-Oct-16	24.96 AUD		-8 Common Stock
Credit Suisse Equities (Australia) Limited	11-Oct-16	12,491.32 AUD		-4,078 Common Stock
Credit Suisse Equities (Australia) Limited	11-Oct-16	34.31 AUD		-11 Common Stock
Credit Suisse Equities (Australia) Limited	11-Oct-16	148,230.63 AUD		-47,923 Common Stock
Credit Suisse Equities (Australia) Limited	11-Oct-16	21,682.44 AUD		-6,920 Common Stock
Credit Suisse Equities (Australia) Limited	11-Oct-16	577.92 AUD		-192 Common Stock
Credit Suisse Equities (Australia) Limited	12-Oct-16	22,885.61 AUD		8,541 Common Stock
Credit Suisse Equities (Australia) Limited	12-Oct-16	9,930.16 AUD		3,690 Common Stock
Credit Suisse Equities (Australia) Limited	12-Oct-16	2,362.08 AUD		888 Common Stock
Credit Suisse Equities (Australia) Limited	12-Oct-16	51,888.06 AUD		19,425 Common Stock
Credit Suisse Equities (Australia) Limited	12-Oct-16	134,294.63 AUD		49,998 Common Stock
Credit Suisse Equities (Australia) Limited	12-Oct-16	2,009.30 AUD		733 Common Stock
Credit Suisse Equities (Australia) Limited	12-Oct-16	80,671.41 AUD		-27,486 Common Stock
Credit Suisse Equities (Australia) Limited	12-Oct-16	49,162.20 AUD		-16,519 Common Stock
Credit Suisse Equities (Australia) Limited	12-Oct-16	163,547.18 AUD		-55,176 Common Stock
Credit Suisse Equities (Australia) Limited	12-Oct-16	14,803.10 AUD		-5,018 Common Stock
Credit Suisse Equities (Australia) Limited	12-Oct-16	347,278.00 AUD		-118,691 Common Stock
Credit Suisse Equities (Australia) Limited	12-Oct-16	88,828.05 AUD		-30,101 Common Stock
Credit Suisse Equities (Australia) Limited	12-Oct-16	880,320.00 AUD		-300,000 Common Stock
Credit Suisse Equities (Australia) Limited	13-Oct-16	12,908.28 AUD		4,840 Common Stock
Credit Suisse Equities (Australia) Limited	13-Oct-16	181.56 AUD		68 Common Stock
Credit Suisse Equities (Australia) Limited	13-Oct-16	178,491.91 AUD		-64,826 Common Stock
Credit Suisse Equities (Australia) Limited	13-Oct-16	981,708.11 AUD		-356,855 Common Stock
Credit Suisse Equities (Australia) Limited	13-Oct-16	9,312.02 AUD		-3,248 Common Stock

Credit Suisse Equities (Australia) Limited	13-Oct-16	306,475.93 AUD		-112,098 Common Stock
Credit Suisse Equities (Australia) Limited	13-Oct-16	74,288.94 AUD		-27,243 Common Stock
Credit Suisse Equities (Australia) Limited	13-Oct-16	202,309.36 AUD		-73,086 Common Stock
Credit Suisse Equities (Australia) Limited	14-Oct-16	38,576.52 AUD		14,765 Common Stock
Credit Suisse Equities (Australia) Limited	14-Oct-16	15,164.94 AUD		5,815 Common Stock
Credit Suisse Equities (Australia) Limited	14-Oct-16	19,117.02 AUD		7,268 Common Stock
Credit Suisse Equities (Australia) Limited	14-Oct-16	29,703.63 AUD		11,323 Common Stock
Credit Suisse Equities (Australia) Limited	14-Oct-16	327.34 AUD		-121 Common Stock
Credit Suisse Equities (Australia) Limited	14-Oct-16	4,252.83 AUD		-1,554 Common Stock
Credit Suisse Equities (Australia) Limited	14-Oct-16	646,433.66 AUD		-239,624 Common Stock
Credit Suisse Equities (Australia) Limited	14-Oct-16	27,400.00 AUD		-10,000 Common Stock
Credit Suisse Equities (Australia) Limited	14-Oct-16	456.45 AUD		-171 Common Stock
Credit Suisse Equities (Australia) Limited	14-Oct-16	1,988.26 AUD		-733 Common Stock
Credit Suisse Equities (Australia) Limited	14-Oct-16	691.35 AUD		-259 Common Stock
Credit Suisse Equities (Australia) Limited	14-Oct-16	73,439.92 AUD		-27,485 Common Stock
Credit Suisse Equities (Australia) Limited	17-Oct-16	2,729.61 AUD		1,035 Common Stock
Credit Suisse Equities (Australia) Limited	17-Oct-16	386.90 AUD		146 Common Stock
Credit Suisse Equities (Australia) Limited	17-Oct-16	29,343.89 AUD		11,092 Common Stock
Credit Suisse Equities (Australia) Limited	17-Oct-16	196.67 AUD		75 Common Stock
Credit Suisse Equities (Australia) Limited	17-Oct-16	5,464.16 AUD		2,080 Common Stock
Credit Suisse Equities (Australia) Limited	17-Oct-16	1,129.41 AUD		-423 Common Stock
Credit Suisse Equities (Australia) Limited	17-Oct-16	2,645.01 AUD		-1,003 Common Stock
Credit Suisse Equities (Australia) Limited	17-Oct-16	43,412.91 AUD		-16,265 Common Stock
Credit Suisse Equities (Australia) Limited	17-Oct-16	4,287.04 AUD		-1,600 Common Stock
Credit Suisse Equities (Australia) Limited	17-Oct-16	73,654.30 AUD		-27,485 Common Stock
Credit Suisse Equities (Australia) Limited	18-Oct-16	71,713.72 AUD		-27,486 Common Stock
Credit Suisse Equities (Australia) Limited	18-Oct-16	688.94 AUD		-259 Common Stock
Credit Suisse Equities (Australia) Limited	18-Oct-16	320.89 AUD		-123 Common Stock
Credit Suisse Equities (Australia) Limited	18-Oct-16	552.82 AUD		-211 Common Stock
Credit Suisse Equities (Australia) Limited	19-Oct-16	913.44 AUD		346 Common Stock
Credit Suisse Equities (Australia) Limited	19-Oct-16	2,941.50 AUD		1,110 Common Stock

Credit Suisse Equities (Australia) Limited	19-Oct-16	792.00 AUD		-300 Common Stock
Credit Suisse Equities (Australia) Limited	19-Oct-16	72,744.65 AUD		-27,484 Common Stock
Credit Suisse Equities (Australia) Limited	19-Oct-16	1,638.44 AUD		-616 Common Stock
Credit Suisse Equities (Australia) Limited	19-Oct-16	39,221.75 AUD		-14,765 Common Stock
Credit Suisse Equities (Australia) Limited	19-Oct-16	28,242.31 AUD		-10,635 Common Stock
Credit Suisse Equities (Australia) Limited	20-Oct-16	21,809.75 AUD		8,166 Common Stock
Credit Suisse Equities (Australia) Limited	20-Oct-16	72,153.09 AUD		-27,339 Common Stock
Credit Suisse Equities (Australia) Limited	20-Oct-16	15,873.02 AUD		-6,005 Common Stock
Credit Suisse Equities (Australia) Limited	20-Oct-16	277.20 AUD		-105 Common Stock
Credit Suisse Equities (Australia) Limited	21-Oct-16	3,573.68 AUD		1,317 Common Stock
Credit Suisse Equities (Australia) Limited	21-Oct-16	8,220.00 AUD		3,000 Common Stock
Credit Suisse Equities (Australia) Limited	21-Oct-16	136.76 AUD		-52 Common Stock
Credit Suisse Equities (Australia) Limited	21-Oct-16	3,831.91 AUD		-1,457 Common Stock
Credit Suisse Equities (Australia) Limited	21-Oct-16	72,346.25 AUD		-27,483 Common Stock
Credit Suisse Equities (Australia) Limited	24-Oct-16	73,701.95 AUD		-27,471 Common Stock
Credit Suisse Equities (Australia) Limited	24-Oct-16	69.94 AUD		-26 Common Stock
Credit Suisse Equities (Australia) Limited	24-Oct-16	683.76 AUD		-259 Common Stock
Credit Suisse Equities (Australia) Limited	25-Oct-16	4,918.13 AUD		1,810 Common Stock
Credit Suisse Equities (Australia) Limited	25-Oct-16	72,881.01 AUD		-26,966 Common Stock
Credit Suisse Equities (Australia) Limited	25-Oct-16	139,623.70 AUD		-51,554 Common Stock
Credit Suisse Equities (Australia) Limited	25-Oct-16	1,352.29 AUD		-499 Common Stock
Credit Suisse Equities (Australia) Limited	25-Oct-16	8,225.10 AUD		-3,000 Common Stock
Credit Suisse Equities (Australia) Limited	25-Oct-16	57,219.58 AUD		-21,101 Common Stock
Credit Suisse Equities (Australia) Limited	25-Oct-16	19,736.78 AUD		-7,373 Common Stock
Credit Suisse Equities (Australia) Limited	26-Oct-16	84,628.80 AUD		31,344 Common Stock
Credit Suisse Equities (Australia) Limited	26-Oct-16	61,929.24 AUD		-23,322 Common Stock
Credit Suisse Equities (Australia) Limited	26-Oct-16	15.96 AUD		-6 Common Stock
Credit Suisse Equities (Australia) Limited	26-Oct-16	21,697.41 AUD		-8,156 Common Stock
Credit Suisse Equities (Australia) Limited	26-Oct-16	5,616.61 AUD		-2,110 Common Stock
Credit Suisse Equities (Australia) Limited	26-Oct-16	5,436.19 AUD		-2,040 Common Stock
Credit Suisse Equities (Australia) Limited	27-Oct-16	155,555.00 AUD		58,700 Common Stock

Credit Suisse Equities (Australia) Limited	27-Oct-16	8.10 AUD		-3 Common Stock
Credit Suisse Equities (Australia) Limited	27-Oct-16	46,422.86 AUD		-17,134 Common Stock
Credit Suisse Equities (Australia) Limited	27-Oct-16	4,898.77 AUD		-1,810 Common Stock
Credit Suisse Equities (Australia) Limited	28-Oct-16	407.36 AUD		152 Common Stock
Credit Suisse Equities (Australia) Limited	28-Oct-16	84,628.80 AUD		-31,344 Common Stock
Credit Suisse Equities (Australia) Limited	28-Oct-16	72,736.81 AUD		-27,480 Common Stock
Credit Suisse Equities (Australia) Limited	28-Oct-16	15,346.11 AUD		-5,784 Common Stock
Credit Suisse Equities (Australia) Limited	28-Oct-16	46,475.10 AUD		-17,213 Common Stock
Credit Suisse Equities (Australia) Limited	28-Oct-16	39,939.12 AUD		-15,060 Common Stock
Credit Suisse Equities (Australia) Limited	28-Oct-16	13,302.00 AUD		-5,020 Common Stock
Credit Suisse Equities (Australia) Limited	28-Oct-16	94,623.55 AUD		-35,707 Common Stock
Credit Suisse Equities (Australia) Limited	31-Oct-16	3,934.24 AUD		1,468 Common Stock
Credit Suisse Equities (Australia) Limited	31-Oct-16	333.38 AUD		125 Common Stock
Credit Suisse Equities (Australia) Limited	31-Oct-16	136,771.80 AUD		-51,612 Common Stock
Credit Suisse Equities (Australia) Limited	31-Oct-16	36,759.87 AUD		-13,638 Common Stock
Credit Suisse Equities (Australia) Limited	31-Oct-16	2.70 AUD		-1 Common Stock
Credit Suisse Equities (Australia) Limited	31-Oct-16	73,942.07 AUD		-27,450 Common Stock
Credit Suisse Equities (Australia) Limited	31-Oct-16	155,555.00 AUD		-58,700 Common Stock
Credit Suisse Equities (Australia) Limited	31-Oct-16	19,078.06 AUD		-7,088 Common Stock
Credit Suisse Equities (Australia) Limited	1-Nov-16	15,168.82 AUD		5,616 Common Stock
Credit Suisse Equities (Australia) Limited	1-Nov-16	4,952.97 AUD		1,828 Common Stock
Credit Suisse Equities (Australia) Limited	1-Nov-16	10.92 AUD		4 Common Stock
Credit Suisse Equities (Australia) Limited	2-Nov-16	3,560.98 AUD		1,265 Common Stock
Credit Suisse Equities (Australia) Limited	2-Nov-16	71,060.78 AUD		25,770 Common Stock
Credit Suisse Equities (Australia) Limited	2-Nov-16	6,277.50 AUD		2,250 Common Stock
Credit Suisse Equities (Australia) Limited	2-Nov-16	62,311.53 AUD		-23,165 Common Stock
Credit Suisse Equities (Australia) Limited	2-Nov-16	9,936.72 AUD		-3,704 Common Stock
Credit Suisse Equities (Australia) Limited	2-Nov-16	73,648.81 AUD		-27,485 Common Stock
Credit Suisse Equities (Australia) Limited	2-Nov-16	90,519.78 AUD		-33,800 Common Stock
Credit Suisse Equities (Australia) Limited	2-Nov-16	2.68 AUD		-1 Common Stock
Credit Suisse Equities (Australia) Limited	3-Nov-16	19,932.28 AUD		7,036 Common Stock

Credit Suisse Equities (Australia) Limited	3-Nov-16	14,566.80 AUD		-5,459 Common Stock
Credit Suisse Equities (Australia) Limited	3-Nov-16	72,244.74 AUD		-26,585 Common Stock
Credit Suisse Equities (Australia) Limited	3-Nov-16	3,317.47 AUD		-1,238 Common Stock
Credit Suisse Equities (Australia) Limited	3-Nov-16	42,998.69 AUD		-15,906 Common Stock
Credit Suisse Equities (Australia) Limited	3-Nov-16	52,359.78 AUD		-19,606 Common Stock
Credit Suisse Equities (Australia) Limited	3-Nov-16	37,773.68 AUD		-14,121 Common Stock
Credit Suisse Equities (Australia) Limited	3-Nov-16	3,447.29 AUD		-1,295 Common Stock
Credit Suisse Equities (Australia) Limited	4-Nov-16	75.14 AUD		26 Common Stock
Credit Suisse Equities (Australia) Limited	4-Nov-16	5,062.54 AUD		1,788 Common Stock
Credit Suisse Equities (Australia) Limited	4-Nov-16	27,226.47 AUD		-9,753 Common Stock
Credit Suisse Equities (Australia) Limited	4-Nov-16	10.84 AUD		-4 Common Stock
Credit Suisse Equities (Australia) Limited	4-Nov-16	61,531.59 AUD		-21,945 Common Stock
Credit Suisse Equities (Australia) Limited	7-Nov-16	8,422.03 AUD		2,970 Common Stock
Credit Suisse Equities (Australia) Limited	7-Nov-16	16,225.02 AUD		5,765 Common Stock
Credit Suisse Equities (Australia) Limited	7-Nov-16	17,086.04 AUD		-5,993 Common Stock
Credit Suisse Equities (Australia) Limited	7-Nov-16	72,069.21 AUD		-24,909 Common Stock
Credit Suisse Equities (Australia) Limited	7-Nov-16	5,234.11 AUD		-1,872 Common Stock
Credit Suisse Equities (Australia) Limited	7-Nov-16	46,762.78 AUD		-16,612 Common Stock
Credit Suisse Equities (Australia) Limited	8-Nov-16	30,140.50 AUD		10,656 Common Stock
Credit Suisse Equities (Australia) Limited	8-Nov-16	2,884.25 AUD		1,020 Common Stock
Credit Suisse Equities (Australia) Limited	8-Nov-16	567,411.39 AUD		207,843 Common Stock
Credit Suisse Equities (Australia) Limited	8-Nov-16	7,052.87 AUD		2,480 Common Stock
Credit Suisse Equities (Australia) Limited	8-Nov-16	10,139.14 AUD		3,584 Common Stock
Credit Suisse Equities (Australia) Limited	8-Nov-16	77,367.66 AUD		-27,487 Common Stock
Credit Suisse Equities (Australia) Limited	8-Nov-16	60,677.30 AUD		-21,500 Common Stock
Credit Suisse Equities (Australia) Limited	8-Nov-16	20.30 AUD		-7 Common Stock
Credit Suisse Equities (Australia) Limited	8-Nov-16	13,943.66 AUD		-4,925 Common Stock
Credit Suisse Equities (Australia) Limited	8-Nov-16	96,715.71 AUD		-35,427 Common Stock
Credit Suisse Equities (Australia) Limited	9-Nov-16	10,238.28 AUD		3,617 Common Stock
Credit Suisse Equities (Australia) Limited	9-Nov-16	21,183.43 AUD		7,506 Common Stock
Credit Suisse Equities (Australia) Limited	9-Nov-16	3,116.29 AUD		1,109 Common Stock

Credit Suisse Equities (Australia) Limited	9-Nov-16	37,105.67 AUD		13,397 Common Stock
Credit Suisse Equities (Australia) Limited	9-Nov-16	5,550.04 AUD		1,942 Common Stock
Credit Suisse Equities (Australia) Limited	9-Nov-16	446.41 AUD		-158 Common Stock
Credit Suisse Equities (Australia) Limited	9-Nov-16	70,717.50 AUD		25,000 Common Stock
Credit Suisse Equities (Australia) Limited	10-Nov-16	62,782.07 AUD		21,873 Common Stock
Credit Suisse Equities (Australia) Limited	10-Nov-16	28,622.03 AUD		9,852 Common Stock
Credit Suisse Equities (Australia) Limited	10-Nov-16	10,286.62 AUD		3,571 Common Stock
Credit Suisse Equities (Australia) Limited	10-Nov-16	153,230.00 AUD		54,725 Common Stock
Credit Suisse Equities (Australia) Limited	10-Nov-16	63,817.73 AUD		21,760 Common Stock
Credit Suisse Equities (Australia) Limited	10-Nov-16	2,930.00 AUD		1,000 Common Stock
Credit Suisse Equities (Australia) Limited	10-Nov-16	24,307.78 AUD		-8,603 Common Stock
Credit Suisse Equities (Australia) Limited	10-Nov-16	153,230.00 AUD		-54,725 Common Stock
Credit Suisse Equities (Australia) Limited	10-Nov-16	333.01 AUD		-118 Common Stock
Credit Suisse Equities (Australia) Limited	11-Nov-16	391,098.96 AUD		77,599 Common Stock
Credit Suisse Equities (Australia) Limited	11-Nov-16	59,981.69 AUD		21,393 Common Stock
Credit Suisse Equities (Australia) Limited	11-Nov-16	391,098.96 AUD		77,599 Common Stock
Credit Suisse Equities (Australia) Limited	11-Nov-16	41,266.53 AUD		14,727 Common Stock
Credit Suisse Equities (Australia) Limited	11-Nov-16	222,709.13 AUD		77,599 Common Stock
Credit Suisse Equities (Australia) Limited	11-Nov-16	9,754.50 AUD		3,484 Common Stock
Credit Suisse Equities (Australia) Limited	11-Nov-16	17,192.90 AUD		-6,132 Common Stock
Credit Suisse Equities (Australia) Limited	11-Nov-16	391,098.96 AUD		-77,599 Common Stock
Credit Suisse Equities (Australia) Limited	11-Nov-16	26,257.99 AUD		-9,399 Common Stock
Credit Suisse Equities (Australia) Limited	11-Nov-16	83,055.80 AUD		-29,245 Common Stock
Credit Suisse Equities (Australia) Limited	11-Nov-16	37,105.67 AUD		-13,397 Common Stock
Credit Suisse Equities (Australia) Limited	11-Nov-16	70,717.50 AUD		-25,000 Common Stock
Credit Suisse Equities (Australia) Limited	14-Nov-16	22,447.90 AUD		7,924 Common Stock
Credit Suisse Equities (Australia) Limited	14-Nov-16	7,855.26 AUD		2,782 Common Stock
Credit Suisse Equities (Australia) Limited	14-Nov-16	1,045.04 AUD		366 Common Stock
Credit Suisse Equities (Australia) Limited	14-Nov-16	61,002.81 AUD		21,555 Common Stock
Credit Suisse Equities (Australia) Limited	14-Nov-16	42,154.29 AUD		-14,712 Common Stock
Credit Suisse Equities (Australia) Limited	14-Nov-16	2,917.50 AUD		-1,000 Common Stock

Credit Suisse Equities (Australia) Limited	14-Nov-16	34,529.59 AUD		-12,083 Common Stock
Credit Suisse Equities (Australia) Limited	14-Nov-16	43,581.98 AUD		-15,231 Common Stock
Credit Suisse Equities (Australia) Limited	14-Nov-16	192,710.00 AUD		-68,825 Common Stock
Credit Suisse Equities (Australia) Limited	15-Nov-16	35,775.67 AUD		12,478 Common Stock
Credit Suisse Equities (Australia) Limited	15-Nov-16	1,079.12 AUD		376 Common Stock
Credit Suisse Equities (Australia) Limited	15-Nov-16	80,424.78 AUD		27,968 Common Stock
Credit Suisse Equities (Australia) Limited	15-Nov-16	39,423.37 AUD		13,638 Common Stock
Credit Suisse Equities (Australia) Limited	15-Nov-16	44,949.32 AUD		-16,031 Common Stock
Credit Suisse Equities (Australia) Limited	15-Nov-16	222,709.13 AUD		-77,599 Common Stock
Credit Suisse Equities (Australia) Limited	15-Nov-16	391,098.96 AUD		-77,599 Common Stock
Credit Suisse Equities (Australia) Limited	15-Nov-16	98,745.22 AUD		-34,406 Common Stock
Credit Suisse Equities (Australia) Limited	15-Nov-16	33,266.43 AUD		-11,869 Common Stock
Credit Suisse Equities (Australia) Limited	16-Nov-16	159,485.60 AUD		55,537 Common Stock
Credit Suisse Equities (Australia) Limited	16-Nov-16	8,252.25 AUD		2,885 Common Stock
Credit Suisse Equities (Australia) Limited	16-Nov-16	27,733.66 AUD		9,563 Common Stock
Credit Suisse Equities (Australia) Limited	16-Nov-16	70,203.21 AUD		24,076 Common Stock
Credit Suisse Equities (Australia) Limited	16-Nov-16	25.29 AUD		-9 Common Stock
Credit Suisse Equities (Australia) Limited	16-Nov-16	40,339.10 AUD		-14,327 Common Stock
Credit Suisse Equities (Australia) Limited	17-Nov-16	92,199.74 AUD		32,760 Common Stock
Credit Suisse Equities (Australia) Limited	17-Nov-16	14,214.11 AUD		5,041 Common Stock
Credit Suisse Equities (Australia) Limited	17-Nov-16	43,563.05 AUD		-15,218 Common Stock
Credit Suisse Equities (Australia) Limited	17-Nov-16	106.78 AUD		-38 Common Stock
Credit Suisse Equities (Australia) Limited	18-Nov-16	16,031.53 AUD		5,728 Common Stock
Credit Suisse Equities (Australia) Limited	18-Nov-16	109,017.35 AUD		39,010 Common Stock
Credit Suisse Equities (Australia) Limited	18-Nov-16	1,189.27 AUD		-415 Common Stock
Credit Suisse Equities (Australia) Limited	18-Nov-16	3,108.82 AUD		-1,087 Common Stock
Credit Suisse Equities (Australia) Limited	18-Nov-16	53,827.09 AUD		-18,797 Common Stock
Credit Suisse Equities (Australia) Limited	21-Nov-16	14,435.27 AUD		5,237 Common Stock
Credit Suisse Equities (Australia) Limited	21-Nov-16	105,854.17 AUD		38,578 Common Stock
Credit Suisse Equities (Australia) Limited	21-Nov-16	82,648.25 AUD		-29,385 Common Stock
Credit Suisse Equities (Australia) Limited	21-Nov-16	54,060.15 AUD		-19,205 Common Stock

Credit Suisse Equities (Australia) Limited	21-Nov-16	48,159.02 AUD		-17,091 Common Stock
Credit Suisse Equities (Australia) Limited	21-Nov-16	5,568.79 AUD		-1,973 Common Stock
Credit Suisse Equities (Australia) Limited	22-Nov-16	132,606.67 AUD		46,319 Common Stock
Credit Suisse Equities (Australia) Limited	22-Nov-16	17,171.21 AUD		6,036 Common Stock
Credit Suisse Equities (Australia) Limited	22-Nov-16	85,894.52 AUD		30,032 Common Stock
Credit Suisse Equities (Australia) Limited	22-Nov-16	33,031.11 AUD		11,532 Common Stock
Credit Suisse Equities (Australia) Limited	22-Nov-16	40,278.04 AUD		14,067 Common Stock
Credit Suisse Equities (Australia) Limited	22-Nov-16	14,127.80 AUD		-5,065 Common Stock
Credit Suisse Equities (Australia) Limited	22-Nov-16	6,454.39 AUD		-2,311 Common Stock
Credit Suisse Equities (Australia) Limited	22-Nov-16	66,468.31 AUD		-23,782 Common Stock
Credit Suisse Equities (Australia) Limited	22-Nov-16	9,254.47 AUD		-3,325 Common Stock
Credit Suisse Equities (Australia) Limited	23-Nov-16	118,388.40 AUD		39,000 Common Stock
Credit Suisse Equities (Australia) Limited	23-Nov-16	62,517.78 AUD		21,419 Common Stock
Credit Suisse Equities (Australia) Limited	23-Nov-16	98,178.02 AUD		33,221 Common Stock
Credit Suisse Equities (Australia) Limited	23-Nov-16	40,064.33 AUD		13,811 Common Stock
Credit Suisse Equities (Australia) Limited	23-Nov-16	16,906.22 AUD		-6,135 Common Stock
Credit Suisse Equities (Australia) Limited	23-Nov-16	17,125.75 AUD		-6,228 Common Stock
Credit Suisse Equities (Australia) Limited	23-Nov-16	32,456.30 AUD		-11,798 Common Stock
Credit Suisse Equities (Australia) Limited	23-Nov-16	47,248.76 AUD		-17,197 Common Stock
Credit Suisse Equities (Australia) Limited	24-Nov-16	1,063.04 AUD		352 Common Stock
Credit Suisse Equities (Australia) Limited	24-Nov-16	68,148.23 AUD		22,789 Common Stock
Credit Suisse Equities (Australia) Limited	24-Nov-16	35,323.86 AUD		-12,351 Common Stock
Credit Suisse Equities (Australia) Limited	25-Nov-16	43,513.12 AUD		14,935 Common Stock
Credit Suisse Equities (Australia) Limited	25-Nov-16	28,885.18 AUD		9,918 Common Stock
Credit Suisse Equities (Australia) Limited	25-Nov-16	893.32 AUD		308 Common Stock
Credit Suisse Equities (Australia) Limited	25-Nov-16	12,666.58 AUD		-4,482 Common Stock
Credit Suisse Equities (Australia) Limited	25-Nov-16	58,786.11 AUD		-20,216 Common Stock
Credit Suisse Equities (Australia) Limited	25-Nov-16	752.27 AUD		-264 Common Stock
Credit Suisse Equities (Australia) Limited	25-Nov-16	3,437.94 AUD		-1,163 Common Stock
Credit Suisse Securities (Europe) Limited	1-Sep-16	Refer to Annexure F of Notice	Stock returned under Master prime brokerage	-4,203 Common Stock

			agreement	
Credit Suisse Securities (Europe) Limited	5-Sep-16	Refer to Annexure F of Notice	Stock borrowed under Master prime brokerage agreement	169,000 Common Stock
Credit Suisse Securities (Europe) Limited	5-Sep-16	Refer to Annexure F of Notice	Stock borrowed under Master prime brokerage agreement	1,608,000 Common Stock
Credit Suisse Securities (Europe) Limited	6-Sep-16	Refer to Annexure F of Notice	Stock borrowed under Master prime brokerage agreement	3,369,504 Common Stock
Credit Suisse Securities (Europe) Limited	6-Sep-16	Refer to Annexure F of Notice	Stock returned under Master prime brokerage agreement	-1,608,000 Common Stock
Credit Suisse Securities (Europe) Limited	6-Sep-16	Refer to Annexure F of Notice	Stock returned under Master prime brokerage agreement	-1,761,504 Common Stock
Credit Suisse Securities (Europe) Limited	27-Sep-16	Refer to Annexure F of Notice	Stock returned under Master prime brokerage agreement	-3,369,504 Common Stock
Credit Suisse Securities (Europe) Limited	27-Sep-16	Refer to Annexure F of Notice	Stock returned under Master prime brokerage agreement	-169,000 Common Stock
Credit Suisse Securities (Europe) Limited	6-Oct-16	Refer to Annexure F of Notice	Stock borrowed under Master prime brokerage agreement	3,351,000 Common Stock
Credit Suisse Securities (Europe) Limited	10-Oct-16	Refer to Annexure F of Notice	Stock borrowed under Master prime brokerage agreement	169,000 Common Stock
Credit Suisse Securities (Europe) Limited	8-Nov-16	Refer to Annexure F of Notice	Stock borrowed under Master prime	191,000 Common Stock

			brokerage agreement	
Credit Suisse Securities (Europe) Limited	9-Nov-16	Refer to Annexure F of Notice	Stock borrowed under Master prime brokerage agreement	199,000 Common Stock
Credit Suisse Securities (Europe) Limited	10-Nov-16	Refer to Annexure F of Notice	Stock returned under Master prime brokerage agreement	-188,392 Common Stock
Credit Suisse Securities (Europe) Limited	15-Nov-16	Refer to Annexure F of Notice	Stock returned under Master prime brokerage agreement	-199,000 Common Stock
Credit Suisse Securities (Europe) Limited	15-Nov-16	Refer to Annexure F of Notice	Stock returned under Master prime brokerage agreement	-3,351,000 Common Stock
Credit Suisse Securities (Europe) Limited	15-Nov-16	Refer to Annexure F of Notice	Stock returned under Master prime brokerage agreement	-2,608 Common Stock
Credit Suisse Securities (Europe) Limited	15-Nov-16	Refer to Annexure F of Notice	Stock returned under Master prime brokerage agreement	-169,000 Common Stock
Credit Suisse Securities (Europe) Limited	23-Nov-16	Refer to Annexure F of Notice	Stock borrowed under Master prime brokerage agreement	3,509,000 Common Stock
Credit Suisse Securities (Europe) Limited	24-Nov-16	Refer to Annexure F of Notice	Stock borrowed under Master prime brokerage agreement	177,000 Common Stock
Credit Suisse Securities (Europe) Limited	24-Nov-16	Refer to Annexure F of Notice	Stock borrowed under Master prime brokerage agreement	668,000 Common Stock
Credit Suisse Securities (Europe) Limited	3-Aug-16	1,118.34 AUD		-218 Common Stock

Credit Suisse Securities (Europe) Limited	12-Aug-16	3,289.30 AUD		-635 Common Stock
Credit Suisse Securities (Europe) Limited	31-Aug-16	1,204.00 AUD		350 Common Stock
Credit Suisse Securities (Europe) Limited	6-Sep-16	16,970.56 AUD		5,792 Common Stock
Credit Suisse Securities (Europe) Limited	15-Sep-16	123,223.05 AUD		40,401 Common Stock
Credit Suisse Securities (Europe) Limited	23-Sep-16	673.92 AUD		-208 Common Stock
Credit Suisse Securities (Europe) Limited	10-Nov-16	7,418.95 AUD		2,585 Common Stock
Credit Suisse Securities (Europe) Limited	14-Nov-16	550.96 AUD		194 Common Stock
Credit Suisse Securities (USA) LLC	23-Aug-16	Refer to Annexure F of Notice	Stock borrowed under OSLA	27,761 Common Stock
Credit Suisse Securities (USA) LLC	29-Aug-16	Refer to Annexure F of Notice	Stock returned under OSLA	-2,105 Common Stock
Credit Suisse Securities (USA) LLC	30-Aug-16	Refer to Annexure F of Notice	Stock borrowed under OSLA	60,000 Common Stock
Credit Suisse Securities (USA) LLC	14-Oct-16	Refer to Annexure F of Notice	Stock returned under OSLA	-25,656 Common Stock
Credit Suisse Securities (USA) LLC	25-Nov-16	Refer to Annexure F of Notice	Stock borrowed under OSLA	1,500,000 Common Stock
Credit Suisse Funds AG	19-Aug-16	25689.25 AUD		4,951 Common Stock

This is Annexure "C" referred to in the Form 603 "Notice of initial substantial holder"

Signature


Credit Suisse Holdings (Australia) Limited (ACN 008 496 713)

print name James Wood

capacity Authorised Signatory

sign here

date 01-Dec-2016



Annexure "D"

6. Associates

The reasons the persons named in paragraph 3 above are associates of the substantial holder are as follows:


Name and ACN/ARSN (if applicable)	Nature of association
Credit Suisse (Hong Kong) Limited	Related body corporate.
Credit Suisse International (ARBN 062787106)	Related Body Corporate
Credit Suisse Securities (USA) LLC	Related Body Corporate
Credit Suisse Securities (Europe) Limited (ARBN 099554131)	Related Body Corporate
Credit Suisse Equities (Australia) Limited (ACN 068 232 708)	Related Body Corporate
Credit Suisse Funds AG	Related body corporate.

This is Annexure "D" referred to in the Form 603 "Notice of initial substantial holder"

Signature

Credit Suisse Holdings (Australia) Limited (ACN 008 496 713)

print name	James Wood	capacity	Authorised Signatory
sign here		date	01-Dec-2016



Annexure "E"

7. Addresses

The addresses of persons named in this form are as follows:

Name	Address
Credit Suisse Holdings (Australia) Limited (ACN 008 496 713)	Level 31, Gateway, 1 Macquarie Place, Sydney NSW 2000, Australia
Credit Suisse Fourth Nominees Pty Limited (ACN 069 126 432)	Level 31, Gateway, 1 Macquarie Place, Sydney NSW 2000, Australia
Credit Suisse Equities (Australia) Limited (ACN 068 232 708)	Level 31, Gateway, 1 Macquarie Place, Sydney NSW 2000, Australia
Credit Suisse (Hong Kong) Limited	Level 21, International Commerce Centre, 1 Austin Road West, Kowloon, Hong Kong
Credit Suisse International (ARBN 062787106)	One Cabot Square, London, E14 4QJ
Credit Suisse Securities (USA) LLC	11 Madison Avenue, New York, New York 10010, New York 10010
Credit Suisse Securities (Europe) Limited (ARBN 099554131)	One Cabot Square, London, E14 4QJ
Credit Suisse Funds AG	Giesshübelstrasse 30, Zurich, 8045

This is Annexure "E" referred to in the Form 603 "Notice of initial substantial holder"

Signature


Credit Suisse Holdings (Australia) Limited (ACN 008 496 713)

print name James Wood

capacity Authorised Signatory

sign here

date 01-Dec-2016




Annexure "F"

This is Annexure "F" referred to in the Form 603 "Notice of initial substantial holder"

Signature

Credit Suisse Holdings (Australia) Limited (ACN 008 496 713)

print name	James Wood	capacity	Authorised Signatory
sign here		date	01-Dec-2016

Prescribed information**Schedule**

Type of agreement	Australian Securities Lending Agreement
Parties to agreement	Credit Suisse Equities (Australia) Limited and State Street Bank and Trust Company
Transfer date	25-Nov-2016
Holder of voting rights	Borrower
Are there any restrictions on voting rights?	No
If yes, detail	N/A
Scheduled return date (if any)	N/A
Does the borrower have the right to return early?	Yes
If yes, detail	At Will
Does the lender have the right to recall early?	Yes
If yes, detail	With 4 business days prior notice.
Will the securities be returned on settlement?	Yes
If yes, detail any exceptions	If an event of default occurs in respect of either the lender or the borrower, the obligation of the borrower to deliver the securities to the lender will be netted off against the obligation of the lender to return securities or cash held by the lender as collateral.

Prescribed information**Schedule**

Type of agreement	Australian Securities Lending Agreement
Parties to agreement	Credit Suisse Equities (Australia) Limited and National Australia Bank Ltd
Transfer date	30-Sep-2016
Holder of voting rights	Borrower
Are there any restrictions on voting rights?	No
If yes, detail	N/A
Scheduled return date (if any)	N/A
Does the borrower have the right to return early?	Yes
If yes, detail	At Will
Does the lender have the right to recall early?	Yes
If yes, detail	With 4 business days prior notice.
Will the securities be returned on settlement?	Yes
If yes, detail any exceptions	If an event of default occurs in respect of either the lender or the borrower, the obligation of the borrower to deliver the securities to the lender will be netted off against the obligation of the lender to return securities or cash held by the lender as collateral.

Prescribed information**Schedule**

Type of agreement	Master Prime Brokerage Securities Lending Agreement
Parties to agreement	Credit Suisse Securities (Europe) Limited and Tasman Market Neutral Fund
Transfer date	24-Nov-2016
Holder of voting rights	Borrower
Are there any restrictions on voting rights?	Yes
If yes, detail	Voting rights to be exercised in accordance with lender's instructions provided such instructions are received 5 days prior.
Scheduled return date (if any)	N/A
Does the borrower have the right to return early?	Yes
If yes, detail	At Will
Does the lender have the right to recall early?	Yes
If yes, detail	With 4 days prior written notice.
Will the securities be returned on settlement?	Yes
If yes, detail any exceptions	If an event of default occurs in respect of either the lender or the borrower, the obligation of the borrower to deliver the securities to the lender will be netted off against the obligation of the lender to return securities or cash held by the lender as collateral.

Prescribed information**Schedule**

Type of agreement	Master Prime Brokerage Securities Lending Agreement
Parties to agreement	Credit Suisse Securities (Europe) Limited and Atlantic Absolute Return Fund
Transfer date	23-Nov-2016
Holder of voting rights	Borrower
Are there any restrictions on voting rights?	Yes
If yes, detail	Voting rights to be exercised in accordance with lender's instructions provided such instructions are received 5 days prior.
Scheduled return date (if any)	N/A
Does the borrower have the right to return early?	Yes
If yes, detail	At Will
Does the lender have the right to recall early?	Yes
If yes, detail	With 4 days prior written notice.
Will the securities be returned on settlement?	Yes
If yes, detail any exceptions	If an event of default occurs in respect of either the lender or the borrower, the obligation of the borrower to deliver the securities to the lender will be netted off against the obligation of the lender to return securities or cash held by the lender as collateral.

Prescribed information**Schedule**

Type of agreement	Master Prime Brokerage Securities Lending Agreement
Parties to agreement	Credit Suisse Securities (Europe) Limited and Regal Australian LS Equity Fund
Transfer date	24-Nov-2016
Holder of voting rights	Borrower
Are there any restrictions on voting rights?	Yes
If yes, detail	Voting rights to be exercised in accordance with lender's instructions provided such instructions are received 5 days prior.
Scheduled return date (if any)	N/A
Does the borrower have the right to return early?	Yes
If yes, detail	At Will
Does the lender have the right to recall early?	Yes
If yes, detail	With 4 days prior written notice.
Will the securities be returned on settlement?	Yes
If yes, detail any exceptions	If an event of default occurs in respect of either the lender or the borrower, the obligation of the borrower to deliver the securities to the lender will be netted off against the obligation of the lender to return securities or cash held by the lender as collateral.

Prescribed information**Schedule**

Type of agreement	Overseas Securities Lending Agreement
Parties to agreement	Credit Suisse Securities (USA) LLC Limited and State Street Bank and Trust and Company
Transfer date	14-Oct-2016
Holder of voting rights	Borrower
Are there any restrictions on voting rights?	No
If yes, detail	N/A
Scheduled return date (if any)	N/A
Does the borrower have the right to return early?	Yes
If yes, detail	At Will
Does the lender have the right to recall early?	Yes
If yes, detail	Next Business day.
Will the securities be returned on settlement?	Yes
If yes, detail any exceptions	If an event of default occurs in respect of either the lender or the borrower, the obligation of the borrower to deliver the securities to the lender will be netted off against the obligation of the lender to return securities or cash held by the lender as collateral.

Prescribed information**Schedule**

Type of agreement	Overseas Securities Lending Agreement
Parties to agreement	Credit Suisse Securities (USA) LLC Limited and The Bank of New York Mellon
Transfer date	25-Nov-2016
Holder of voting rights	Borrower
Are there any restrictions on voting rights?	No
If yes, detail	N/A
Scheduled return date (if any)	N/A
Does the borrower have the right to return early?	Yes
If yes, detail	At Will
Does the lender have the right to recall early?	Yes
If yes, detail	Next Business day.
Will the securities be returned on settlement?	Yes
If yes, detail any exceptions	If an event of default occurs in respect of either the lender or the borrower, the obligation of the borrower to deliver the securities to the lender will be netted off against the obligation of the lender to return securities or cash held by the lender as collateral.

