



# VIP GLOVES LIMITED

(ASX:VIP)

CORPORATE PRESENTATION  
SEPTEMBER 2021

# DISCLAIMER

The presentation deck is prepared by VIP Gloves Limited ("Company") solely for information purposes only. No representations or warranties, express or implied, are made as to, and no reliance should be placed on, the accuracy, fairness, completeness or correctness of the information, opinions, estimates, forecasts or projections presented or contained in these materials. None of the Company, nor any of their respective affiliates, directors, officers, employees, advisers or representatives, shall have any liability whatsoever, as a result of negligence or otherwise, for any loss how so ever arising from any information or opinions presented or contained in these materials. The information presented or contained in these materials is subject to change without any notice and shall only be considered current as of the date hereof.

These materials contain statements that reflect the Company's beliefs or expectations about the future or future events as of the respective dates indicated therein ("forward-looking statements"). These forward-looking statements are based on a number of assumptions about the Company's operations, its future development plans, market (financial and otherwise) conditions, growth prospects, and are subject to significant risks, uncertainties and other factors beyond the Company's control, and accordingly, actual results may differ materially from these forward-looking statements. Each of the Company, and its advisers, expressly disclaims any obligation to update these forward-looking statements for events/ or circumstances that occur subsequent to such dates.

These materials do not constitute or form part of and should not be construed as, an offer or invitation to acquire, purchase or subscribe for any securities nor are they calculated to invite any such offer or invitation. No part of these materials shall form the basis of or be relied upon in connection with any contract or commitment whatsoever.

This presentation is directed only at persons who are lawfully able to receive this presentation under the laws of the jurisdictions in which they are located or other applicable laws, and by accepting this presentation, you represent and warrant that you are lawfully able to receive this presentation under the laws of the jurisdiction in which you are located or other applicable laws. These materials are highly confidential, are being given solely for your information and for your use only. The information contained herein may not be copied, reproduced, redistributed, or otherwise disclosed, directly or indirectly, in whole or in part to any other person at anytime (whether within or outside your organization/ firm) in any manner for any purpose. By attending this presentation, you are agreeing to maintain absolute confidentiality regarding this presentation and the information disclosed in these materials.

While most of the pictures and images are taken from the Company's facilities, only the design drawings in relation to the Company's factory development project contained in this presentation are impression only and are subject to variations, modifications and substitutions as may be recommended by the Company's consultants and/or relevant authorities.

There are information in this presentation that relates to a report prepared by an independent market research and consulting company, Frost and Sullivan regarding the "Global and the PRC Disposable Glove Industry", which is extracted from the HKEX announcements, available to view on the website (<https://www1.hkexnews.hk>). The Company confirms that it is not aware of any new information or data that materially affects the information included in the original market announcements and that all the material assumptions and technical parameters continue to apply and have not materially changed.

# CORPORATE SNAPSHOT

## ABOUT US

- Principal activity – production of nitrile gloves in Malaysia
- Six (6) production lines as at FYE21 with a total installed capacity of 768 million pieces per annum (p.a)
- Expect to increase additional 10 lines (2 lines by Dec 2021 and 8 lines progressively by 2023)
- Factory located at Beranang, Selangor, Malaysia, less than 1 hour by road from Kuala Lumpur
- Dividend policy of 20% - 40% of profit

## 1-YEAR SHARE PRICE & VOLUME MOVEMENT



Stock code	VIP
Listing Market	ASX
Share Price (as of 10 September 2021)	AUD 0.041
52 week low / high	AUD 0.038 / AUD 0.12
Issued and Paid-Up Share Capital	785,881,435
Market Capitalisation (as at 10 September 2021)	AUD 31.43 million
PE Ratio – trailing twelve months (as of 10 September 2021)	6.8x

# TIMELINE

Prior 2008

Formerly an IT and investment businesses

January 2016

VIP completes RTO

August 2016

Completion & commissioning of two single former glove producing lines (L1 & L2)

March 2021

Completion & commissioning of two single former glove producing lines (L5 & L6)

Late 2015

- VIP dormant and untraded
- Announcement of KLE Products Sdn Bhd RTO

March 2016

VIP Glove Sdn Bhd is incorporated

June 2020

Completion & commissioning of two single former glove producing lines (L3 & L4)

# OUR TEAM



**DR. WONG KAI FATT (JOE)**

Independent Non-executive Chairman

Over 30 years experience in pharmaceuticals industry and business development  
Long credentials serving as directors for several public listed companies, notably : Graphene Nano Chem plc (quoted on LSE-AIM); Velosi Group Berhad, Lebar Daun Berhad (quoted on Bursa Malaysia); Medi-Flex Limited (quoted on Singapore SGX Catalyst).



**YANG CHIN KAR (JIMMY)**

Group Managing Director

Extensive experience in operations and supply chain management, having previously served as Deputy Chief Executive Officer and Head of Business Operations of a drinking water processing company, Bio Osmo Berhad (quoted on Bursa Malaysia).



**CHEN KAY WEN**

Executive Director

Has been directly involved with the Company's Malaysian subsidiaries since 2010 and was appointed a Director of KLE Products Sdn Bhd in 2014, and then as a director of VIP Glove Sdn Bhd when that company was founded in 2016 for the purpose of the production of nitrile gloves.



**LOW CHEE CHEONG (DAVID)**

Independent Non-executive Director

Over 20 years' investment banking and corporate advisory experience in Asia and Australia having advised on various mergers and acquisitions, initial public offerings, fund raising (both debt and equity) and during the Asian Financial Crisis, corporate and debt restructuring.



**PETER NG YEE MING**

Independent Non-executive Director

Australian Legal Practitioner and the principal director of a boutique legal firm in Melbourne, Australia. Prior to entering into legal practice, he was an Associate Director of a private equity investment house specialising in managing and raising the public profiles of small and emerging companies in the mining and renewable energy sector.



**CHANG HOW WENG (SEBASTIAN)**

Independent Non-executive Director

Over 25 years' experience in the regional investment environment in Malaysia, in the areas of stockbroking, corporate finance, fund management and venture capital investments in Malaysia as well as in the Asian region. He also served as Chief Operating Officer and held directorships in several public listed companies and their subsidiaries.



**ANDREW METCALFE**

Company Secretary

Over 28 years' experience across a range of industry sectors holding the positions of company secretary, governance advisor and chief financial officer for several ASX listed entities, unlisted public entities and not-for-profit organisations operating in Australia, Canada, UK and China.



# BUSINESS OVERVIEW

- The Company's principal activity is in the production of nitrile gloves. Currently operates **two double-former lines** and **four single-former lines** with a production capacity of approximately **64 million pieces of gloves/month** (768 million pieces of glove per annum)
- Products are sold on an Original Equipment Manufacture ("OEM") basis to wholesaler / distributor in Malaysia which in turn export to end users in Asia, Europe and Middle-East
- The Company is expanding its geographical market to North America and Australia following receiving US Food and Drug Administration ("FDA") and Therapeutic Goods Administration ("TGA") approval



Single-former line



Single-former line



Double-former line

# KEY INVESTMENT HIGHLIGHTS

1

## VISIBLE UPCOMING EARNINGS

- The Company has successfully established itself to strong profit in FYE21
- Expect to generate stable income stream with a sustainable dividend payout

2

## TAILWINDS FROM EXTERNAL OUTLOOK

- Post COVID-19 pandemic, glove demand expected to remain resilient
- Average selling price ("ASP") supported by ongoing demand outstripping supply

3

## GROWING CAPACITY

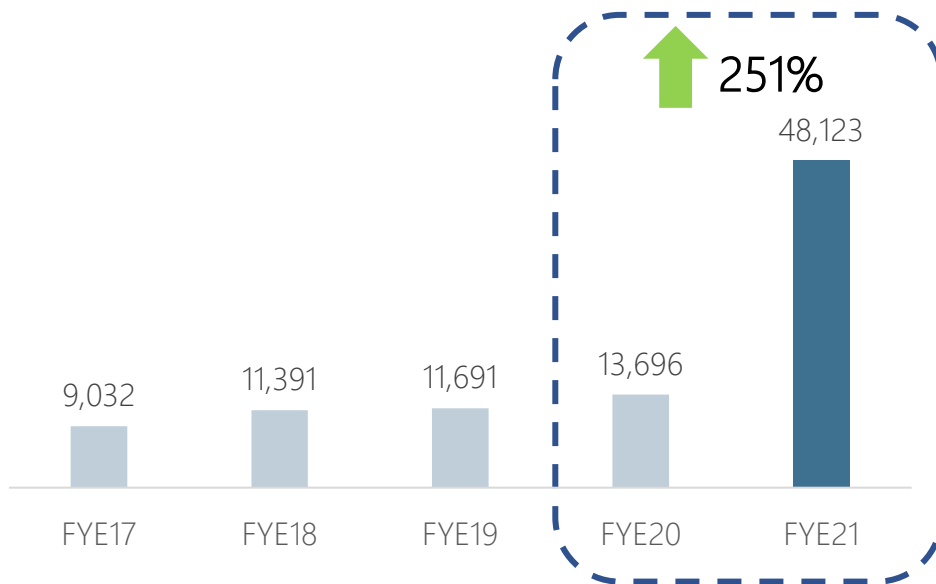
- Production capacity to be increased more than double
- Estimated additional 10 lines to be operational by FY23 on a progressive basis

## 1

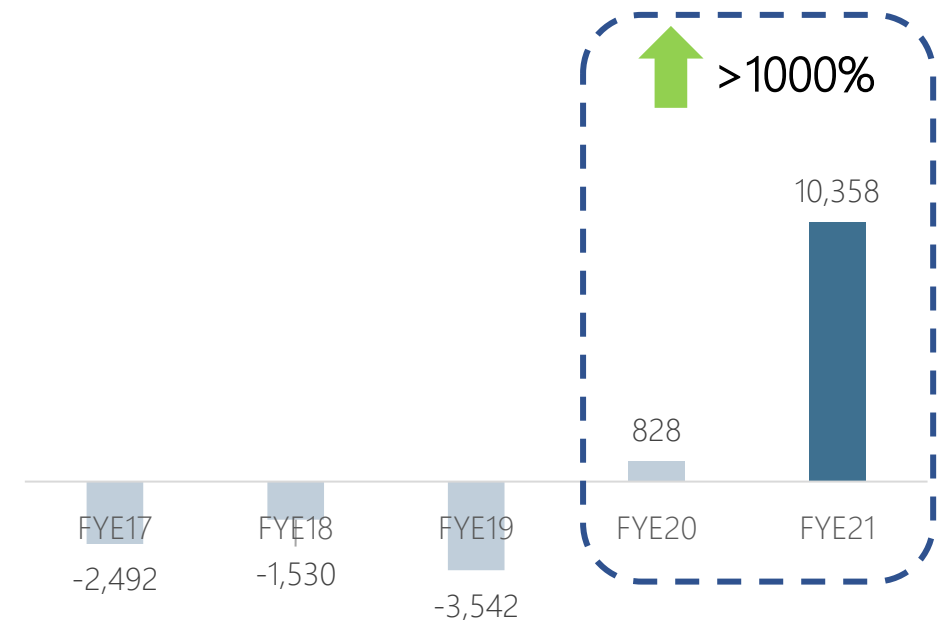
# IMPROVED FINANCIALS DRIVEN BY DEMAND & PRODUCTION GROWTH

- The Company recorded an overall increase in revenue and EBITDA mainly attributed:
  - Increased in production capacity
  - Strong demand for product
  - Higher ASP

## Revenue (AUD'000)



## EBITDA (AUD'000)

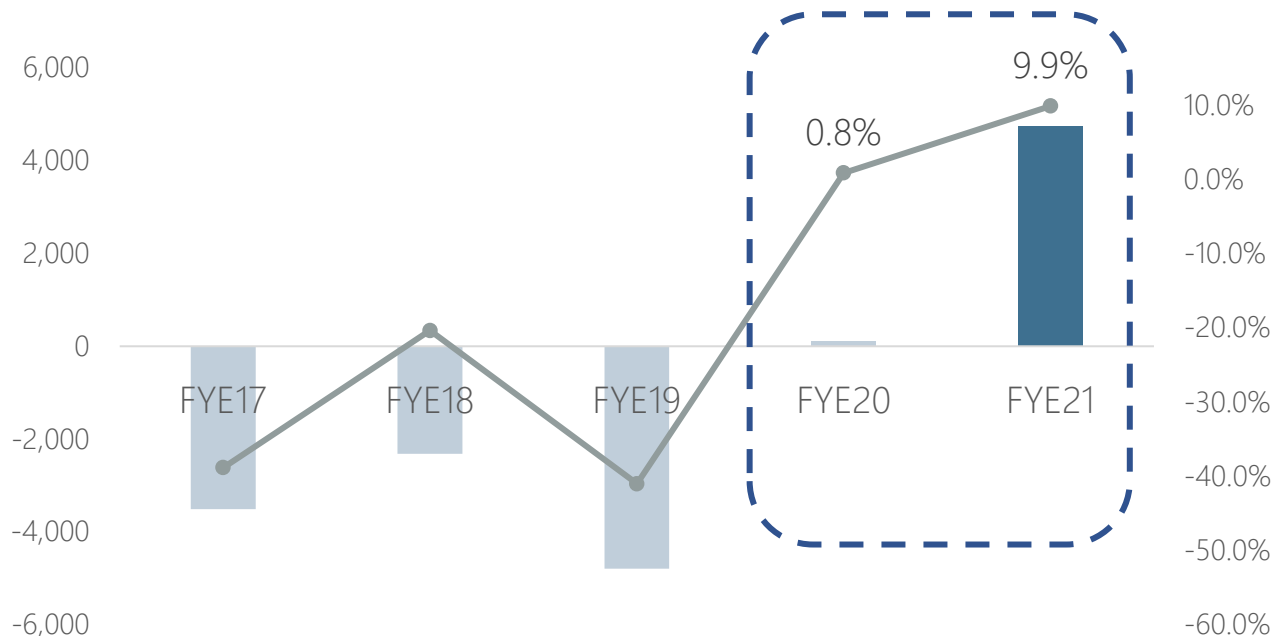




# 1

## BACK TO BLACK WITH DIVIDENDS

### PROFIT AFTER TAX (PAT) (AUD'000) & PAT Margin (%)



	FYE17	FYE18	FYE19	FYE20	FYE21
PAT (AUD'000)	(3,510)	(2,323)	(4,797)	116	4,743
PAT Margin (%)	(38%)	(20%)	(41%)	0.8%	9.9%

- For the FYE21, the Company recorded a PAT of AUD 4.74 million, after charging a total of AUD7.54 million in share-based payment expense (a non-cashflow item)
- As a result, the Company had declared a total dividend of AUD0.0023 for FYE21, which is in line with the Company's dividend policy of 20% - 40%.

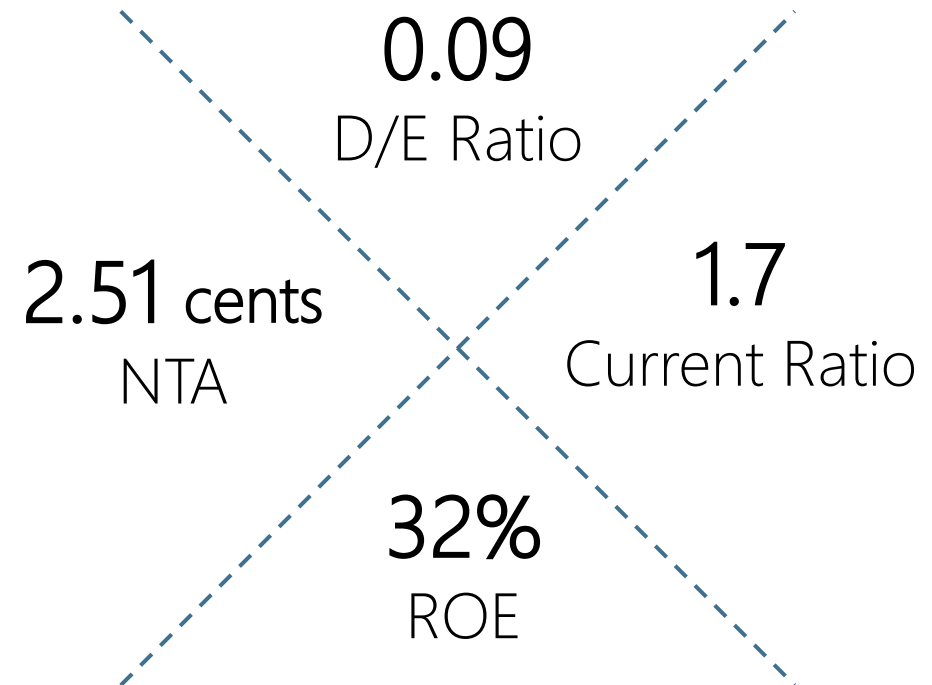
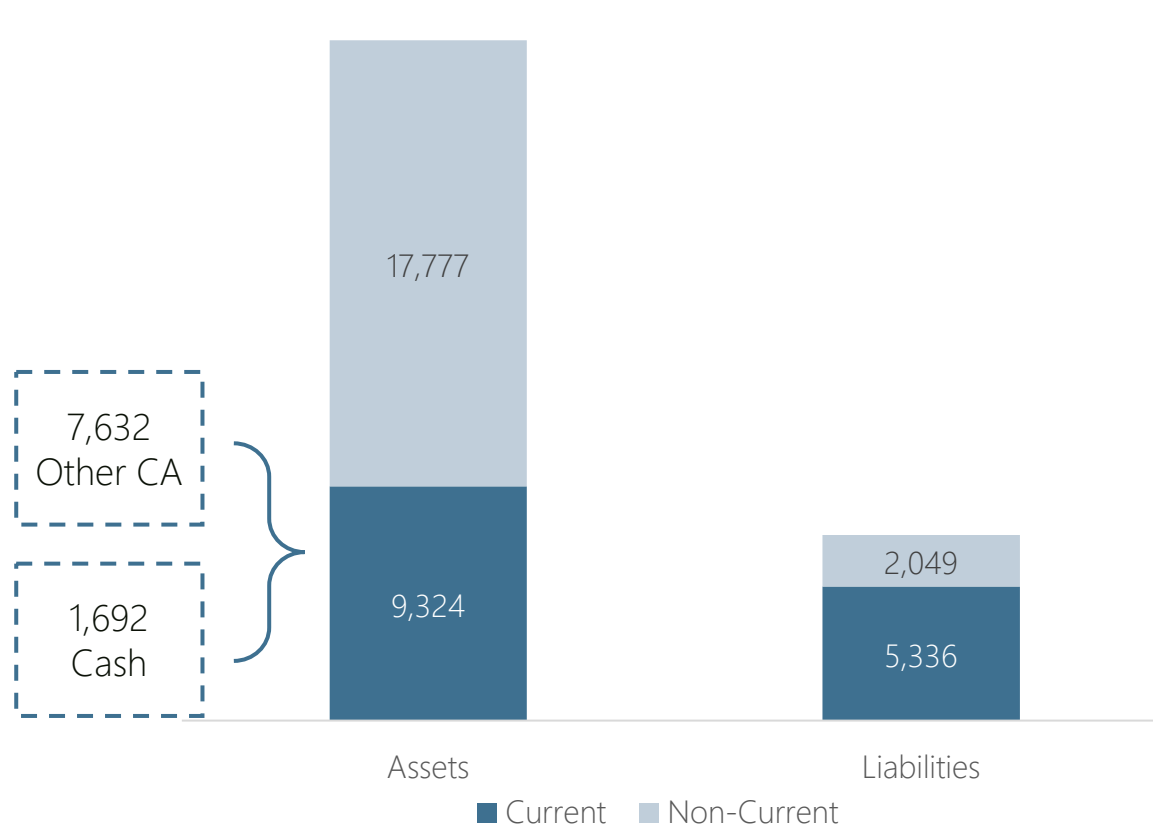
**5.6%**  
Dividend yield  
*(based on AUD 0.041 closing price)*

**37%**  
Total dividend  
payout

# 1

## HEALTHY BALANCE SHEET FOR FUTURE EXPANSION

FYE21 Balance Sheet (AUD'000)

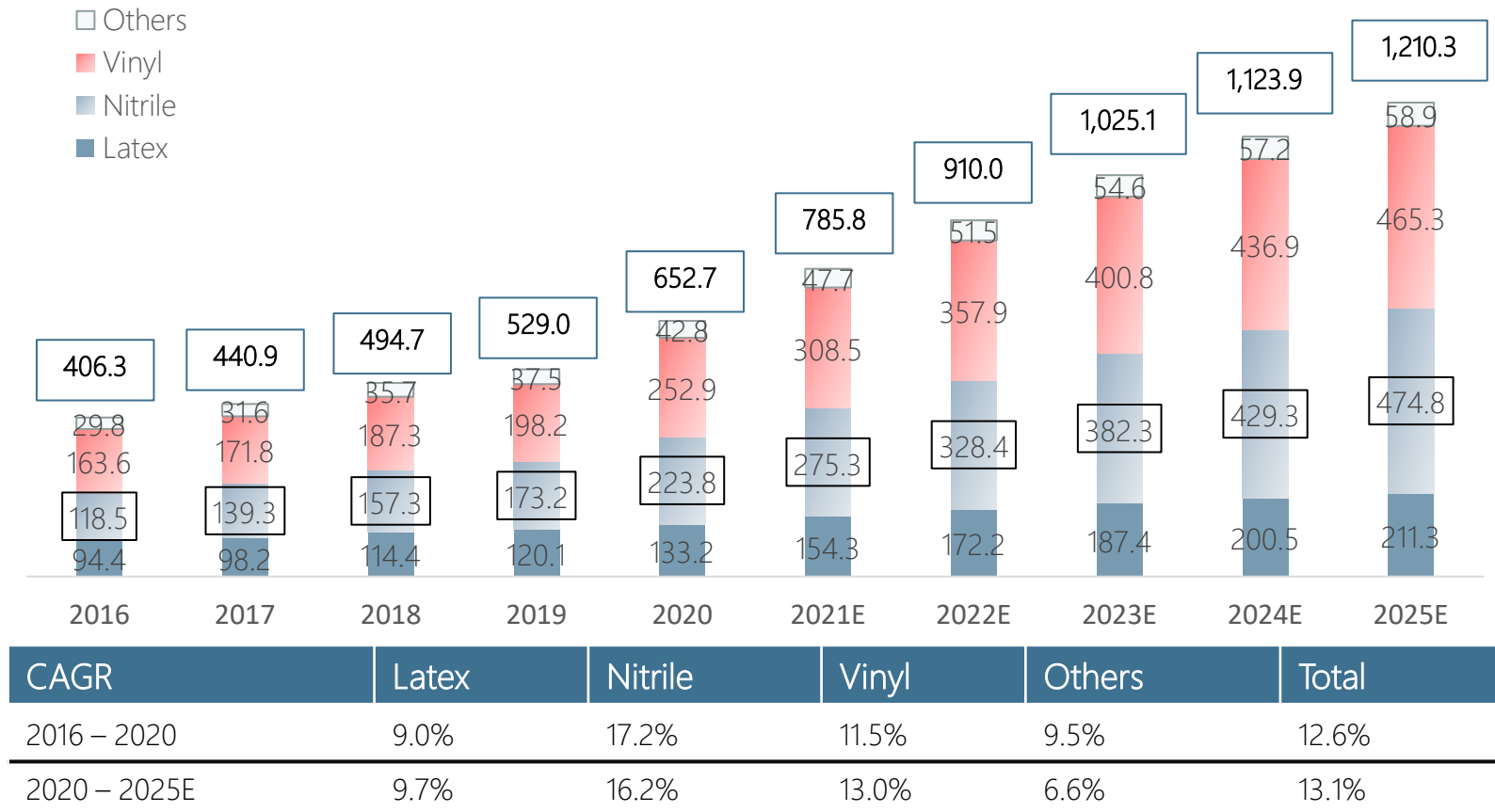


Note: All figures are based on FYE21 figures

# 2

## STEADY DEMAND GROWTH OF DISPOSABLE GLOVES WITH A CAGR OF 12.6% FROM 2016 - 2020

Historical and Forecasted Global Disposable Gloves Volume, 2016 – 2025E (Billion)



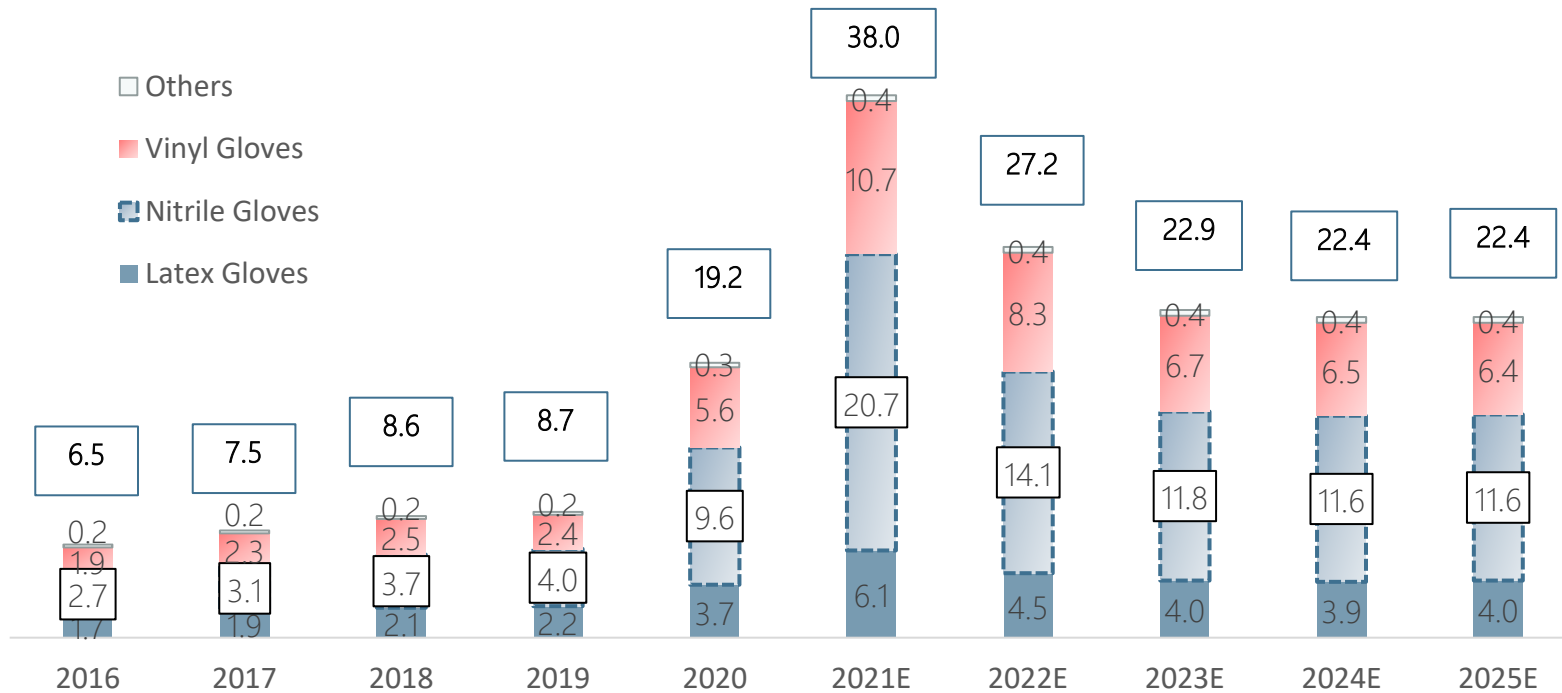
- In terms of volume, the global disposable gloves market increased steadily from 406.3 billion pieces in 2016 to 652.7 billion pieces in 2020, representing a compound annual growth rate (CAGR) of 12.6%.
- The global sales volume is expected to grow from 652.7 billion pieces in 2020 to 1,210.3 billion pieces in 2025, representing a CAGR of 13.1%.
- The demand of disposable gloves increased significantly and exceeded the global supply since the COVID-19 outbreak. It is further expected to continue growing after the COVID-19 pandemic is under control.

Source: Frost & Sullivan Report

# 2

## NITRILE GLOVES REMAINS THE LARGEST MARKET SHARE AND EXPECTED TO BE DOUBLE POST COVID-19 PANDEMIC

Historical and Forecasted Global Disposable Gloves Market, 2016 – 2025E (Billion USD)



CAGR	Latex	Nitrile	Vinyl	Others	Total
2016 – 2020	21.2%	37.7%	30.6%	12.3%	31.1%
2020 – 2025E	1.3%	3.8%	2.8%	2.6%	3.1%

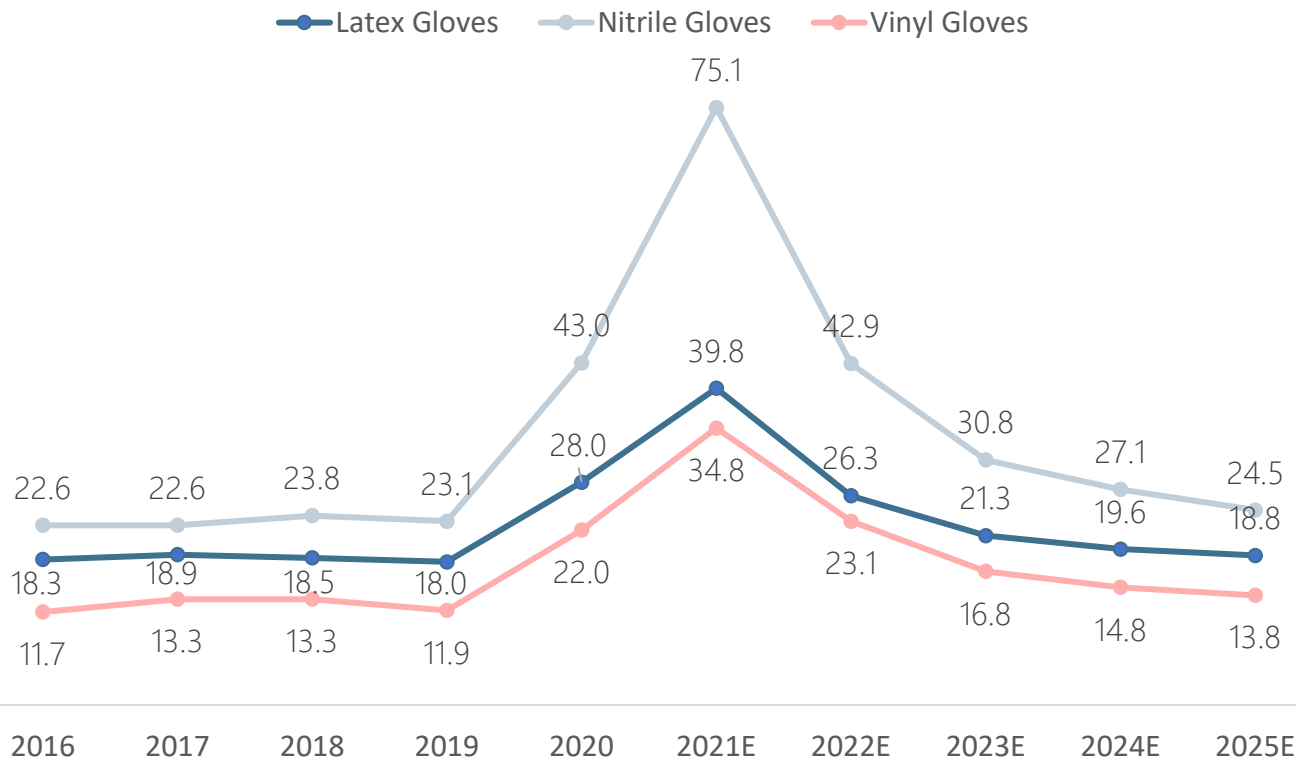
Source: Frost & Sullivan Report

- In terms of sales revenue in 2020, nitrile gloves had the largest market share of approximately 50%, followed by vinyl gloves and latex gloves, with market shares of 29.0% and 19.4%, respectively
- Among the three major categories, the sales revenue of **nitrile gloves** has **increased significantly** and is **expected to increase further in the future**.
- The sales revenue of nitrile gloves has increased from US\$2.7 billion in 2016 to US\$9.6 billion in 2020, representing a CAGR of 37.7%, and it is expected to increase from US\$9.6 billion in 2020 to US\$11.6 billion in 2025, representing a CAGR of 3.8%.

# 2

## STRONG DEMAND FOR NITRILE GLOVES CONTINUES TO SUPPORT ITS PRICE

Historical and Forecasted Global Latex/Nitrile/ Vinyl Gloves ASP, 2016 – 2025E (USD/Thousand pieces)



Source: Frost & Sullivan Report

- Based on Frost & Sullivan Report, the sharp increase in ASP of disposable gloves in 2020 is due to the following:
  - high demand of disposable gloves,
  - higher raw materials price
  - lower production capacity in light of the COVID-19 pandemic
- As a result, the average price reached a peak in 2021 but it is expected to slowly normalize and remain slightly higher than pre-COVID level.
- At the same time, according to the Malaysian Rubber Glove Manufacturers Association (MARGMA), they expect there will be a shortfall of 80 billion pieces of gloves in 2021 as glove demand continue to outstrip global supply.
- Moving forward, demand is likely to slowly stabilize post pandemic. However, due to ongoing shortage of gloves, MARGMA expect glove demand will remain elevated with an estimated growth of 12% - 15% p.a. as compared to 8% -10% p.a. recorded pre-pandemic.

# 3

## CAPACITY EXPECTED TO INCREASE THREEFOLD UPON COMPLETION OF FACTORY-2

Lines	Type	Pieces/line <sup>1</sup> (A month)	Total pieces <sup>1</sup> (A month)	Total pieces <sup>1</sup> (p.a)
EXISTING				
Line 1 – 2 (2 lines)	Dual former	18m	36m	432m
Line 3 – 6 (4 lines)	Single former	7m	28m	336m
Total existing capacity			64m	768m
IN PROGRESS <sup>(2)</sup>				
Line 7 – 8 (2 lines)	Single former	7m	14m	168m
Factory-1 capacity target by Dec 2021			78m	936m
Factory-2 <sup>(3)</sup>				
Line 1 – 8 (8 lines)	Dual former	18m	144m	1,728m
Total capacity by early-2023			222m	2,664m

Note:

(1) Based on rated capacity assuming 100% utilization rate

(2) Additional lines currently being installed at Factory-1

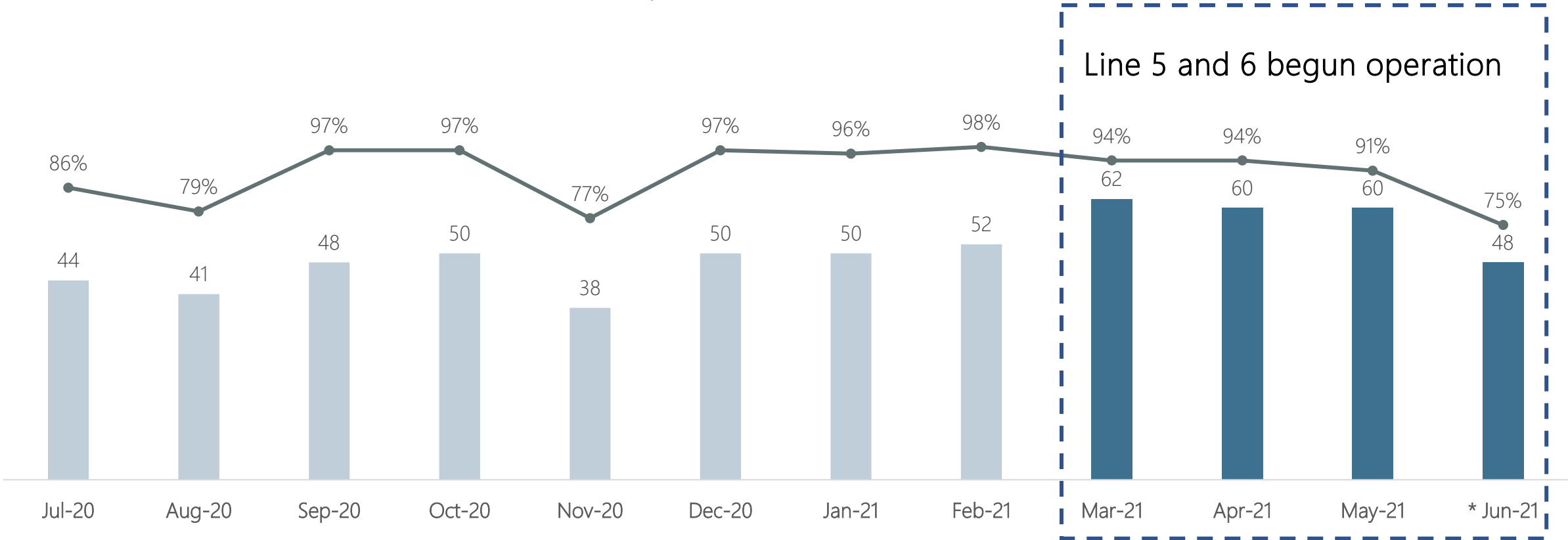
(3) New lines to be installed at Factory-2



# 3

## PRODUCTION CAPACITY INCREASED YOY

Production Output (million) and Utilisation Rate (%)



*\*Note: Production was slightly affected due to temporary lockdown announced by the Malaysian government. Subsequently, production was allowed to resume with 60% workforce capacity*

# 3

## INSTALLATION WORKS FOR LINE 7 & 8

### Line 7

Erecting mainframe of the production line. Estimate to be completed and commissioned by November 2021.





# 3

## INSTALLATION WORKS FOR LINE 7 & 8 (CONT'D)



### Line 8

Fabrication and installation of internal frame and tracks

Estimate to be completed and commissioned by December 2021

# 3

## FACTORY-2; FUTURE KEY DRIVER



Factory-2	Est. timeline
1. Soil test, structural design and factory architecture work	Completed
2. Awaiting approval from Jabatan Bomba and Majlis Perbandaran Kajang (MPKJ – Kajang Municipal Council)	T
3. Start of earthwork (upon receiving approval)	T + 2 months
4. Erection of factory building	T + 6 months
5. Completion of factory building	Q3 2022

- Estimated capex for Factory-2 is approximately AUD30 million to be funded via a combination of borrowings and internally generated fund
- New capacities from Factory-2 will cater for growth in FY23 while realising full earnings impact in FY24 as capacity will increase progressively when the production lines are installed in stages
- Sales order are locked-in to end-2021. There are ongoing strong interest and enquiries in sales for FY22 and beyond for our existing and upcoming new capacities



# 3

## FACTORY-2; FUTURE KEY DRIVER (CONT'D)



# KEY TAKEAWAYS

## FINANCIAL IMPROVEMENT

Financial performance have improved significantly mainly due to our expansion production capacity

1

## POSITIVE OUTLOOK

Demand for nitrile gloves is anticipated to remain strong in the coming few years as demand continues to outstrip supply and is expected to continue growing after the COVID-19 pandemic is under control

2

## CAPACITY CLOSE TO BEING TRIPPLED

The Company's production capacity would be near tripled by end-2022 from 768 million pieces p.a. currently to ~2.7 billion pieces p.a.

3





# THANK YOU

For Investor Relations related enquires:

Esente Communications (M) Sdn Bhd

Investor Relations Representative

Ashley Chew - [ashley@esente.com.my](mailto:ashley@esente.com.my)

Cassidy Tan – [cassidy@esente.com.my](mailto:cassidy@esente.com.my)