

IMUGENE

11 June 2021

Disclaimer

1. The information in this presentation does not constitute personal investment advice. The presentation is not intended to be comprehensive or provide all information required by investors to make an informed decision on any investment in Imugene Limited (Company). In preparing this presentation, the Company did not take into account the investment objectives, financial situation and particular needs of any particular investor.
2. Further advice should be obtained from a professional investment adviser before taking any action on any information dealt with in the presentation. Those acting upon any information without advice do so entirely at their own risk.
3. Whilst this presentation is based on information from sources which are considered reliable, no representation or warranty, express or implied, is made or given by or on behalf of the Company, any of its directors, or any other person about the accuracy, completeness or fairness of the information or opinions contained in this presentation. No responsibility or liability is accepted by any of them for that information or those opinions or for any errors, omissions, misstatements (negligent or otherwise) or for any communication written or otherwise, contained or referred to in this presentation.
4. Neither the Company nor any of its directors, officers, employees, advisers, associated persons or subsidiaries are liable for any direct, indirect or consequential loss or damage suffered by any person as a result of relying upon any statement in this presentation or any document supplied with this presentation, or by any future communications in connection with those documents and all of those losses and damages are expressly disclaimed.
5. Any opinions expressed reflect the Company's position at the date of this presentation and are subject to change
6. International offer restrictions - This document does not constitute an offer to sell, or a solicitation of an offer to buy, securities in the United States or any other jurisdiction in which it would be unlawful. In particular, the New Shares have not been, and will not be, registered under the US Securities Act of 1933 and may not be offered or sold in the United States except in transactions exempt from, or not subject to, the registration requirements of the US Securities Act and applicable US state securities laws. The distribution of this presentation in jurisdictions outside Australia may be restricted by law and any such restrictions should be observed.

Introduction to Imugene

Imugene is a biotech company headquartered in Australia and publicly traded on the Australian Securities Exchange (ASX:IMU)

2013

Paul Hopper built Imugene around a technology that originated from the Medical University of Vienna



2017

HER-Vaxx, our HER-2 targeted B Cell Immunotherapy entered the clinic

2019

Completed the acquisition of a prolific oncolytic virus from City of Hope invented by Dr Yuman Fong



MAY 2021

Licensed onCARlytics from City of Hope invented by Dr Y Fong, Dr S Priceman & Dr A Park



2018

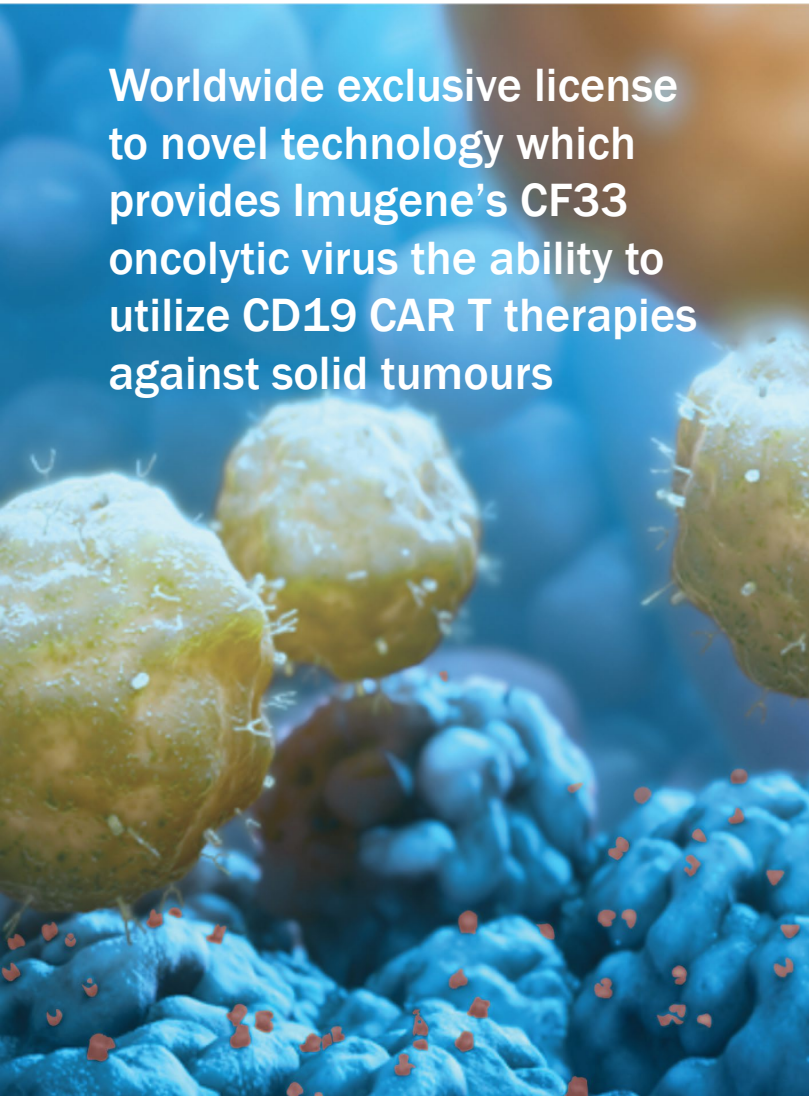
Licensed extensive B cell portfolio and platform from OSU and Mayo Clinic comprising of PD1, HER1, HER2, HER3, VEGF, IGF-1R, CD28



Investment Highlights

- Three novel technology platforms: Oncolytic virotherapies, onCARlytics in cellular therapy and B-Cell activating immunotherapies
- B-Cell Technologies: HER-Vaxx Phase 2 in gastric cancer and PD1-Vaxx in NSCLC
- CF33 Oncolytic Virotherapies: 2 Phase 1 Clinical Trials
- OnCARlytics: Pre-clinical Toxicology Trials
- Highly experienced team in oncolytic virus and cellular therapies
- Significant news flow with multiple near & medium term valuation inflections

onCARlytics Acquisition



Worldwide exclusive license to novel technology which provides Imugene's CF33 oncolytic virus the ability to utilize CD19 CAR T therapies against solid tumours

The four FDA approved CD19 CAR T drugs only work in blood cancers- solid tumours remain the holy grail

This technology makes the treatment of solid tumours by CAR T drugs viable

Offers Imugene numerous partnering or collaboration opportunities for both approved and in-development CAR Ts, bispecifics, ADC's etc

Enhancement of our scientific team to spearhead clinical development of onCARlytics

Compelling pre-clinical activity in TNBC, colorectal, pancreatic, prostate, ovarian, head and neck and glioma cancers when combining onCARlytics (CF33-CD19) with CD19 CAR T

Phase 1 CF33 oncolytic virus studies, commencing shortly will accelerate development of onCARlytics

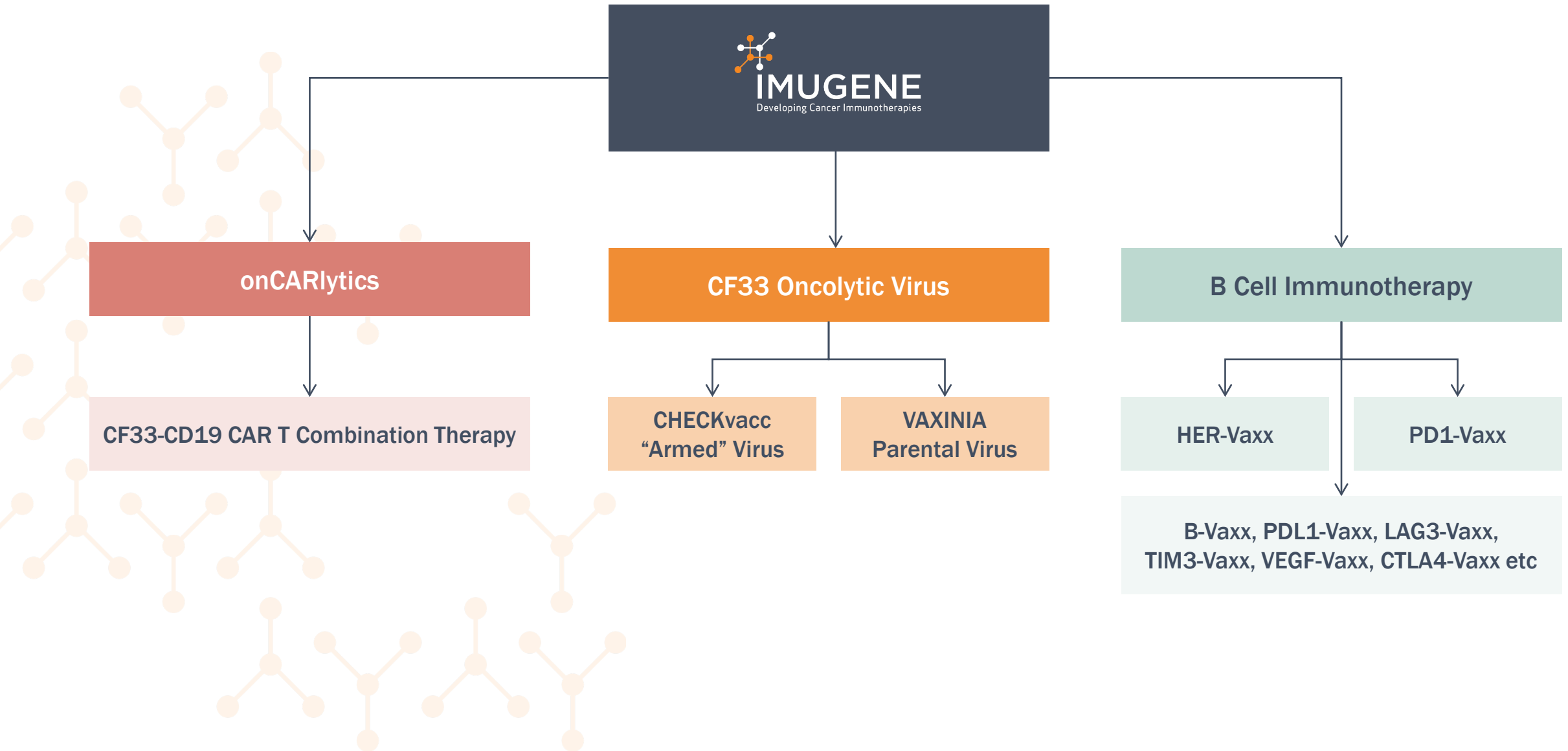
Attractive industry standard licensing terms and royalty rates

OnCARlytics Phase 1 study to commence in 2022

Robust intellectual property with long patent life

Four-year Sponsored Research Agreement with City of Hope Cancer Centre to further develop the technology

Three Novel Technology Platforms



Imugene's Deep Pipeline

	Pre-clinical	Clinical development Phase 1	Clinical development Phase 2	Key Data / Results	Intellectual Property
onCARlytics (CF33-CD19)				<ul style="list-style-type: none"> Compelling pre-clinical activity in multiple cancers when combining onCARlytics (CF33-CD19) with CD19 CAR T Combination of onCARlytics and CD19 CAR T cells promotes endogenous memory T cell responses No infection in normal cells 	Expiring 2038
VAXINIA (CF33-hNIS)	Metastatic Advanced solid tumours			<ul style="list-style-type: none"> CF33 has shown strong anti tumour responses in preclinical studies Inhibition of tumour growth in nearly all NCI60 models in TNBC, Lung, Pancreatic etc. Signs of increased tumour growth inhibition with CF33 + anti PD-L1 	Expiring 2037
CHECKvacc (CF33-hNIS-aPD-L1)	Triple negative breast cancer			<ul style="list-style-type: none"> Pre-clinical studies showed cancer growth inhibition was better than compared to Amgen or Genelux oncolytic virus Potentially solves the industry problem of additive toxicity of combined checkpoint inhibitors if safety of CF33 is maintained in combination 	Expiring 2037
HER-Vaxx (HER-2)	Gastric			<ul style="list-style-type: none"> Successful completion of Phase 1b trials, published in AACR, ASCO GI, ASCO, ESMO GI, ESMO, ESMO Asia 2019 Strong trial results with no safety or toxicity issues, all patients had increased antibody response, 11/14 evaluable patients with encouraging clinical responses Phase 2 Interim data: 0.418 HR (80% 2-sided CI: 0.186, 0.942); 14.2 months HER-Vaxx + chemo compared to 8.8 months chemo alone 	Expiring 2036
PD1-Vaxx (PD-1)	Lung			<ul style="list-style-type: none"> PD1-Vaxx has shown encouraging response in preclinical studies Strong inhibition of tumour growth in mouse models of colorectal cancer (outperformed industry standard mouse PD-1 mAb) Signs of increased tumour growth inhibition when co-administered with B-Vaxx FDA IND approval First NSCLC patient dosed December 2020 	Expiring 2037



B-Cell Immunotherapies

B Cell Based Antibodies Have Distinct Advantages To Existing Treatments

B cell Vaccines offer a unique opportunity to intervene at multiple points in the immune system and create immune memory which enhances durability of response.



NATURAL B CELL DERIVED ANTIBODIES



MONOCLONAL ANTIBODIES

Safety

Stimulates the immune system to produce Abs, which may be potentially safer

Synthetic Ab, with side effects (including ventricular dysfunction, CHF, anaphylaxis, immune mediation)

Efficacy

Polyclonal Ab response reduces risk of resistance and potentially increases efficacy

Monoclonal Ab – may develop anti-drug antibodies

Durability

Antibodies continuously produced with lasting immune response to potentially inhibit tumor recurrence

Half life necessitates recurrent dosing

Usability

Potentially low numbers of vaccinations required per year

Requires regular infusion

Cost

Low cost of production enables greater pricing flexibility facilitating combination

Expensive course of treatment >US\$100K per year

HER-Vaxx Phase 2 Recruitment Complete



Trial

- Phase 2
- Open label
- Asia
- Eastern Europe
- India



Patients

- HER-2+++
- HER-2++ FISH/CISH +ve
- Advance or metastatic Gastric Cancer
- Stage IIIb/IV
- 36 patients in two arms



Study

Randomized

HER-Vaxx in combination with standard of care chemotherapy

Or

Standard of care chemo: Cisplatin and 5FU or capecitabine or oxaliplatin

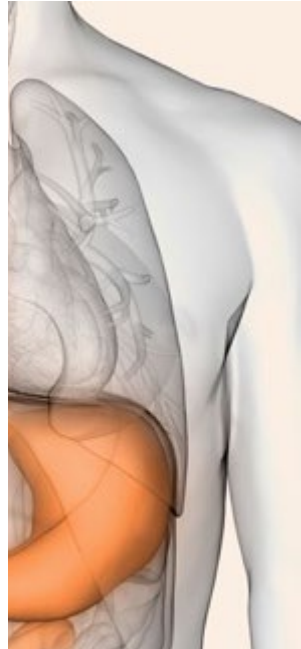


Primary Endpoints

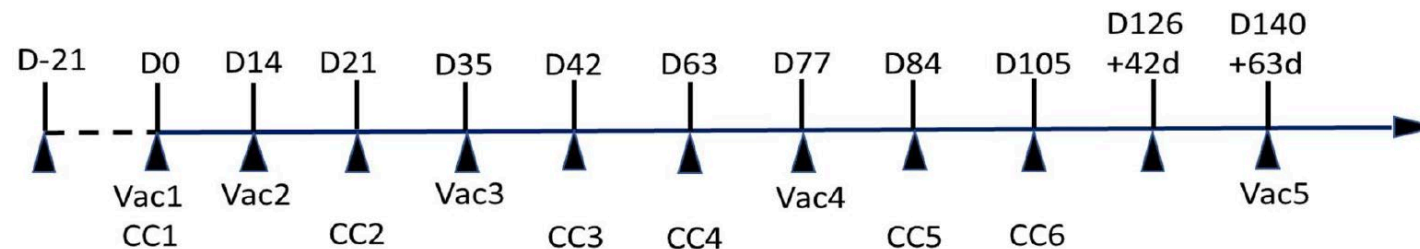
- Overall survival

Secondary Endpoints

- Progression-free survival
- Safety and Tolerability
- Immune response



First patient dosed March 2019/Last patient enrolled Jan 2021



Legend :

CC = Chemotherapy Cycle

Vac = IMU-131 administration

Max 6 cycles SOC chemo with progression assessment every 42 days

AACR 2021 Presentation Poster

Abstract No. CT107

A PHASE 1B/2 OPEN-LABEL STUDY WITH RANDOMIZATION IN PHASE 2 OF IMU-131 HER2/ NEU PEPTIDE VACCINE PLUS STANDARD OF CARE CHEMOTHERAPY IN PATIENTS WITH HER2/ NEU OVEREXPRESSING METASTATIC OR ADVANCED ADENOCARCINOMA OF THE STOMACH OR GASTROESOPHAGEAL JUNCTION

Interim Analysis Results



Marina Maglakelidze¹, Dinara Ryspayeva², Iurie Bulat³, Zoran Andric⁴, Ivan Nikolic⁵, Tanuj Chawla⁶, Rajnish Nagarkar⁷, Vaibhav Choudhary⁸, Giti Venkata⁹, Rajesh Kumar Singh¹⁰, Davorin Radosavljevic¹¹, Zoran Petrovic¹², Ursula Wiedermann¹³, Leslie Chong¹⁴, Rita Laeufle¹⁴, Nicholas Ede¹⁴, Bonnie Nkon¹⁴, Anthony Good¹⁴

¹ARENSIA Exploratory Medicine, Tbilisi, Georgia, ²ARENSIA Exploratory Medicine, Kiev, Ukraine, ³ARENSIA Exploratory Medicine, Chisinau, Moldova, ⁴Republic of Clinical Hospital Center Bezanjska Kosa, Belgrade, Serbia, ⁵Oncology Institute of Vojvodina, Sremska Kamenica, Serbia, ⁶Tata Medical Centre, Kolkata, India, ⁷HCG Manavata Cancer Centre, Nashik, India, ⁸HCG NCHRI Cancer Centre, Nagpur, India, ⁹Victoria Hospital, Bangalore, India, ¹⁰Regional Cancer Centre Indira Gandhi Institute of Medical Sciences, Patna, India, ¹¹Institute of Oncology and Radiology of Serbia, Belgrad, ¹²Serbia, Military Medical Academy, Belgrad, Serbia, ¹³Medical University, Vienna, Austria, ¹⁴Imugene, Sydney, Australia.

INTRODUCTION

HER-Vaxx (IMU-131) is a B-cell activating immunotherapy consisting of three fused B-cell epitopes (p467) from the HER2/neu extracellular domain coupled to CRM197 and administered with the adjuvant Montanide.

The Phase 2 part of the study hypothesizes that active immunization with HER-Vaxx (IMU-131) will replicate or improve efficacy and safety of the approved monoclonal antibodies that target HER2 in patients with confirmed HER2+ advanced or metastatic Gastric Cancer. In the Phase 1b dose finding part of the study tumor response of patients who received 50ug dose strongly correlated with antibody levels with 50ug selected as the Phase 2 dose (Wiedermann et al., Annals of Oncology (2019)).

BACKGROUND

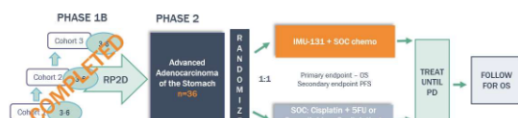


Figure 1: IMUACS.001 Study Design

In part 2 of study IMUACS.001, patients are randomized into two arms of either HER-Vaxx plus standard chemotherapy or standard chemotherapy alone.

The study is conducted in countries with limited access to trastuzumab in Asia and Eastern Europe.

The primary endpoint is overall survival, with progression-free survival and safety as secondary endpoints. Immune related endpoints include values and changes from randomization in humoral and cellular immunogenicity data.

METHODS

IMU-131 plus chemotherapy treated patients received 50ug dose of IMU-131 at Baseline/Day 0, Day 14, Day 35, Day 77 and then every 63 days until disease progression.

IMU-131 plus chemotherapy treated patients received 50ug dose of IMU-131 at Baseline/Day 0, Day 14, Day 35, Day 77 and then every 63 days until disease progression.

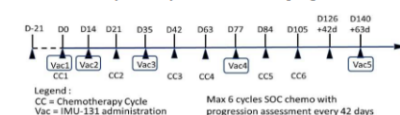


Figure 2: IMUACS.001 Phase 2 Treatment Schedule

RESULTS

Here we report the safety and efficacy results from the 1st interim analysis (OS and PFS) in a total of 27 patients after 15 progression events.

Within the ITT patient population, 8 of 27 patients have died on the control arm and 4 are deceased on the HER-Vaxx plus SOC chemotherapy arm. This translated into an overall survival HR of 0.418 (2 sided 80% CI: 0.186, 0.942) and a 1-sided p-value of 0.083. Progression free survival data of 27 patients was available, 9 patients progressed on the control arm and 6 patients on the HER-Vaxx plus SOC chemotherapy arm with a HR of 0.532 (2 sided 80% CI: 0.267, 1.060) and a 1-sided p-value of 0.086.

Endpoint	Overall Survival Intent to Treat (Primary)		Progression Free Survival Intent to Treat (Secondary)	
	HERVaxx + Chemotherapy	Chemotherapy Only	HERVaxx + Chemotherapy	Chemotherapy Only
All Patients n=27	14	13	14	13
Events	4	8	6	9
HR	0.418		0.532	
2-sided 80%CI	(0.186, 0.942)		(0.267, 1.060)	
Logrank Test (1-sided p-value) *	0.083 [†]		0.086 [†]	

*Prespecified alpha at 0.20
†Statistically Significant

Table 1: IMUACS.001 Phase 2 Overall Survival & Progression Free Survival

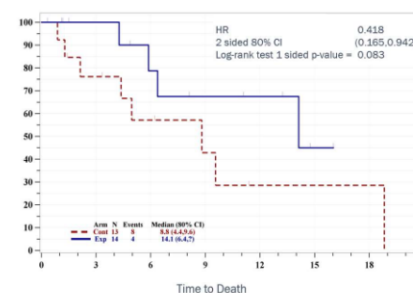


Figure 3: IMUACS.001 KM-Curve Overall Survival Primary Endpoint

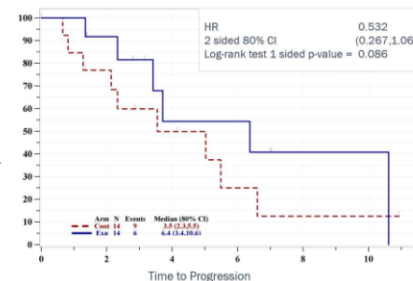


Figure 4: IMUACS.001 KM-Curve Progression Free Survival Secondary Endpoint

There was no difference in safety between the two treatment arms, suggesting HER-Vaxx does not add toxicity to SOC chemotherapy (Table 2). Incidence of Grade 3 and higher non-hematological (Table 3) and hematological adverse events (Table 4) were low and balanced between the treatment arms. Two patients on each treatment arm had an asymptomatic LMEF drop, none of them below LMEF of 50.

	HERVaxx + Chemotherapy n=14		Chemotherapy Only n=13	
	n	%	n	%
Patients with at least one TEAE	13	92.9%	12	92.3%
Grade 1	2	14.3%	3	23.1%
Grade 2	5	35.7%	2	15.4%
Grade 3	6	42.9%	4	30.8%
Grade 4	0		2	15.4%
Grade 5	0		1	7.7%

Table 2: IMUACS.001: Safety Overview of Treatment Emergent Adverse Events (TEAE)

Adverse Event ≥ Grade 3	HERVaxx + Chemotherapy n (grade)	Chemotherapy Only n (grade)
	n	n
Gastrointestinal toxicity	0	1 (3)
Fatigue	2	0
Gamma-GT increased	2 (3+3)	0
Acute respiratory failure	1 (3)	1 (5)
Cachexia	0	1 (3)
Palmar-plantar erythrodysesthesia syndrome	0	1 (3)
Pneumonia	0	1 (4)
Acute hepatic failure	0	1 (4)
Embolism	1 (3)	0
NOS (unclassified)	0	1 (3)
Total n	6	7

Table 3: IMUACS.001 Grade 3 and Higher Non-Hematological AE

Adverse Event	HERVaxx + Chemotherapy n	Chemotherapy Only n
	n	n
Anemia:		
Grade 1+2	1	1
Grade 3	1	4
Febrile neutropenia:		
Grade 1	1	0
Neutrophil count decreased:		
Grade 2	1	0
Grade 3	1	0
Platelet count decreased:		
Grade 3	1	0
Grade 4	0	1
Total n	6	6

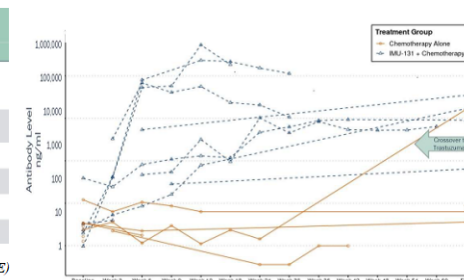


Figure 5: IMUACS.001 PHASE 2 -HER2 Specific Antibodies

By week 6 HER2-AB were developed by the patient's immune system as response to HER-Vaxx vaccinations and remained high during treatment with every 63 days maintenance vaccinations only. One patient on the chemo control arm progressed at week 24 and received trastuzumab containing treatment. The patient returned for one AB assessment that showed a similar level as HER-Vaxx (Figure 5). Further data on response and biomarker is awaited.

CONCLUSIONS

These data demonstrate HER-Vaxx may provide treatment benefits consistent with traditional monoclonal antibodies with a corresponding adaptive immune response without toxicity. A study (neoHERIZON) in perioperative HER2+GC with HER-Vaxx in combination with FLOT +/- anti-PD-L1 is in planning.

REFERENCES

Wiedermann et al: 2019, Annals of Oncology Volume 30 P495-496: Results of P1b study with a HER2/neu B-cell vaccine administered with chemotherapy in patients with HER2/neu overexpressing advanced gastric cancer

DISCLOSURES

Study is sponsored by Imugene Limited. B-cell peptide vaccine (IMU-131) was developed at the Medical University of Vienna

Table 4: IMUACS.001 Grade 3 and Higher Hematological AE

AACR 2021 Presentation Highlights

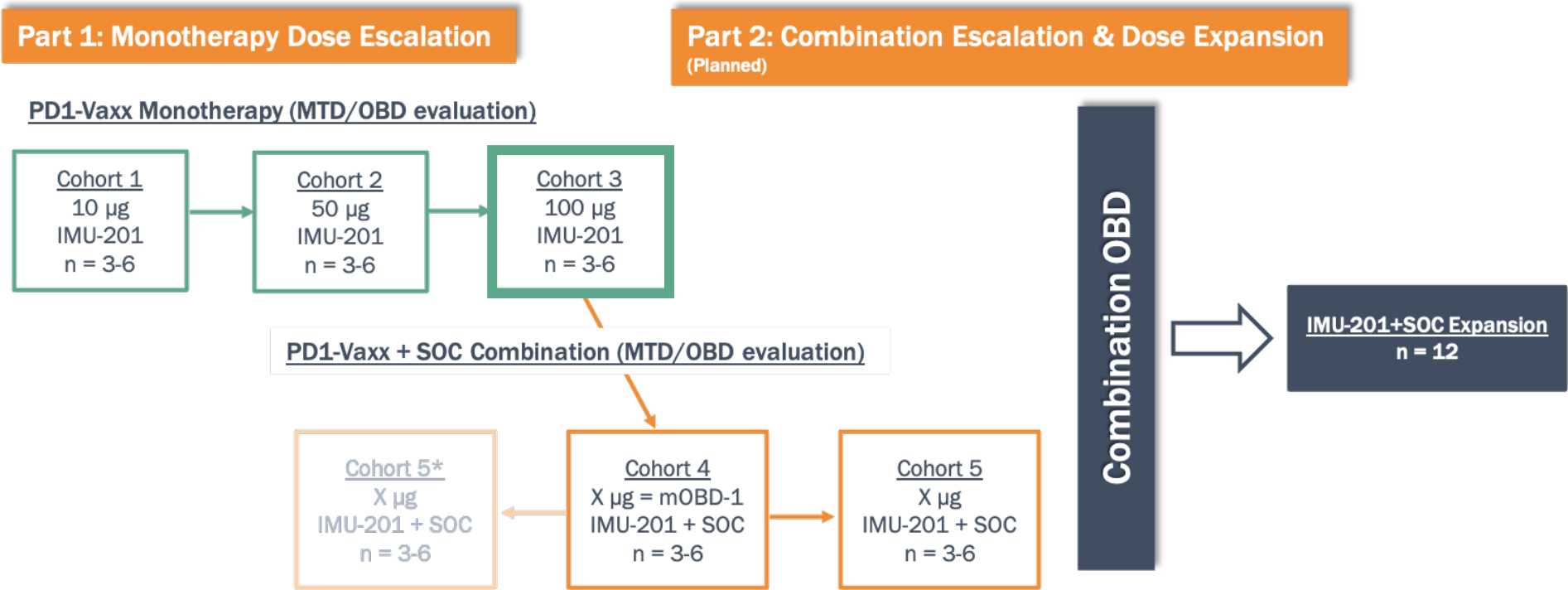
The AACR presentation highlights and presents the following new data:

- Treatment with HER-Vaxx clearly demonstrates that **all patients** develop **high levels** of HER2-specific **antibodies** early in the treatment protocol.
- Analysis of the antibody data reveals **high levels** are maintained during the treatment and maintenance phases, with only **minimal booster** injections of HER-Vaxx required to maintain the **high levels**.
- The constant and high HER2 antibody levels correlate with the **early separation** of the Kaplan Meier (KM) Curves for overall survival (OS) and progression free survival (PFS) clinical trial endpoints. The Kaplan Meier Curve provides a recognised statistical estimation of the survival function which visually represents the probability of an event occurring for each treatment arm at a respective time interval.
- Overall, this interim data is suggestive that the **treatment is effective** and **well tolerated** with an **overall survival benefit that is superior** to chemotherapy alone.

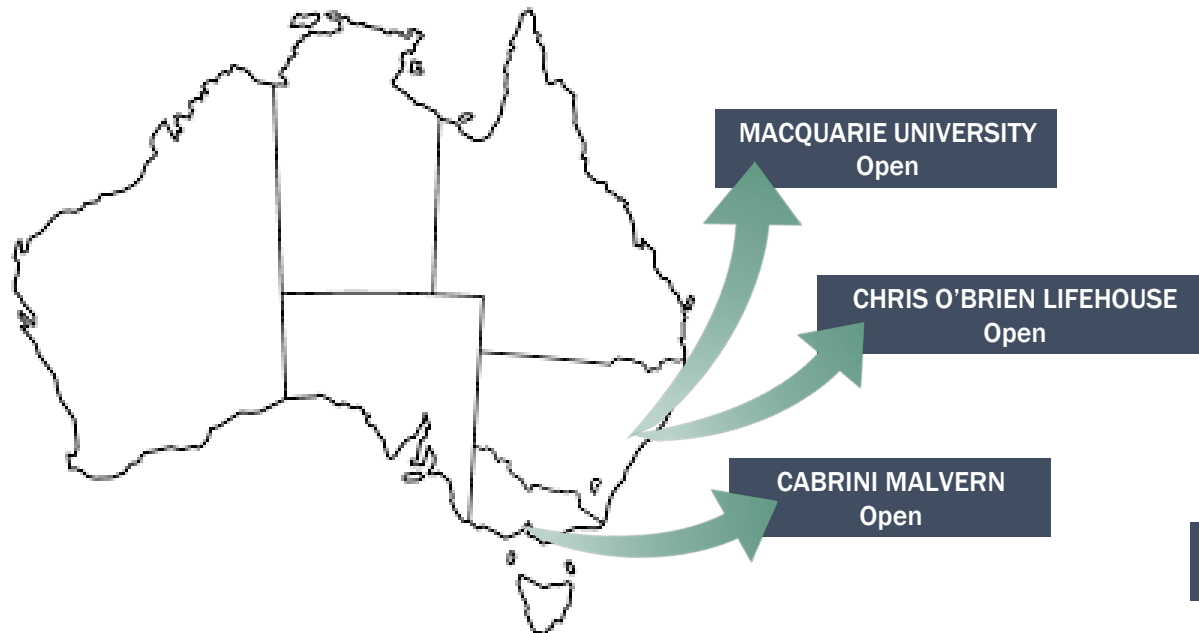
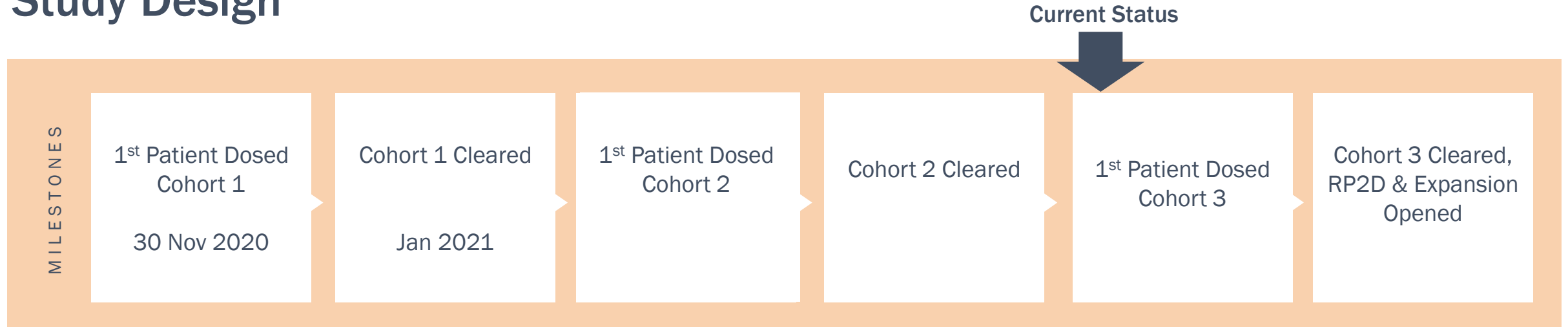
Final tumour response, correlation of antibodies with tumour response, and final PFS and OS data is expected to read out in 2021.

PFS Endpoint Events met on 21st April 2021; Top Line Data expected July 2021

PD1-Vaxx Phase 1 Study Design



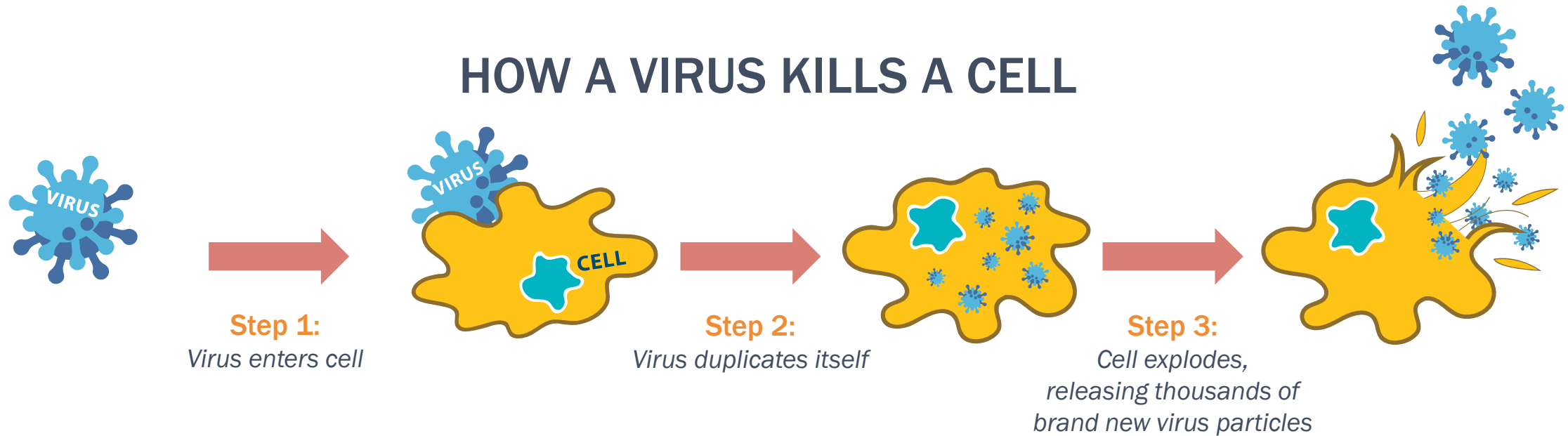
PD1-Vaxx Phase 1 Study Design





Oncolytic Virus CF33

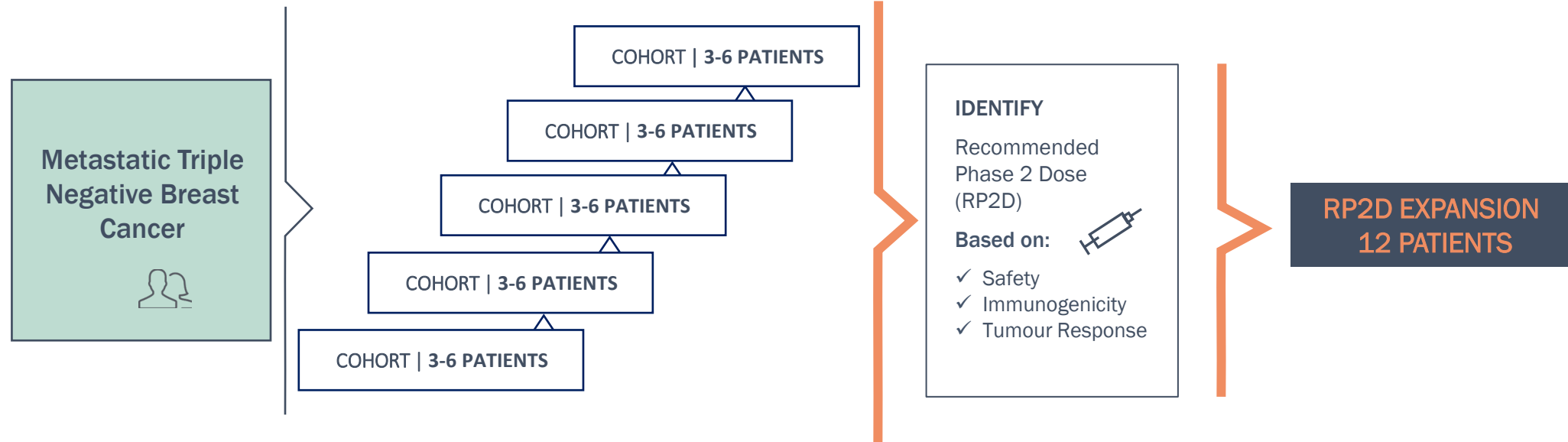
HOW A VIRUS KILLS A CELL






- Direct infection, replication within and cancer cell killing
- Viral infection increases local check point targets (PD-1, PD-L1, CTLA4 etc)
- Cell death is immunogenic [surface expression of calreticulin, release of adenosine triphosphate (ATP) and release of high mobility group box 1 (HMGB1)]
- Local anti-PD-L1 expression may allow enhancement of anti-cancer immunotherapy
- Human sodium iodine symporter (hNIS) expression allows additional use of ^{131}I Iodine or ^{188}Re Rhenium killing of infected cells and adjacent cells

CHECKvacc “Armed” Virus

Phase 1 Triple Negative Breast Cancer Study – GMP Manufacturing Complete



- ☐ Disease of need
 - 8-13 month survival for metastatic disease with few treatments
- ☐ Potential target for immunotherapy
 - Expresses PD1, PD-L1
- ☐ Treatment responses to Atezolizumab (JAMA Oncology, 5:74, 2019)
 - 1st line: 24%; 2nd line: 6%
 - Approved by FDA 8-March, 2019
- ☐ Potential for registration in well-designed, randomized P2 study

	Indication	TNBC	
	FDA IND	CHECKvacc: CF33-hNIS-aPDL1	
	N	Part 1=18-24 ; Part 2=12	
	Location	Single Center: COH	
	Admin Route	Intratumoral (IT)	

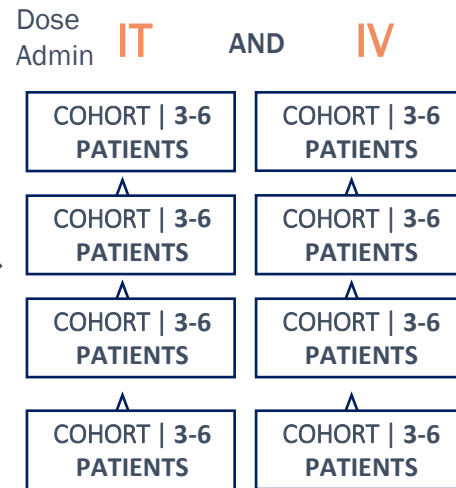
VAXINIA Phase 1 MAST Study

Metastatic Advanced Solid Tumours

Part 1: VAXINIA Monotherapy Dose Escalation

IT Administration
Head & Neck,
Advanced
Melanoma, TNBC

IV Administration
Head & Neck,
Advanced
Melanoma, TNBC,
NSCLC, Bladder,
Gastric, Colorectal,
RCC



IDENTIFY MONOTHERAPY

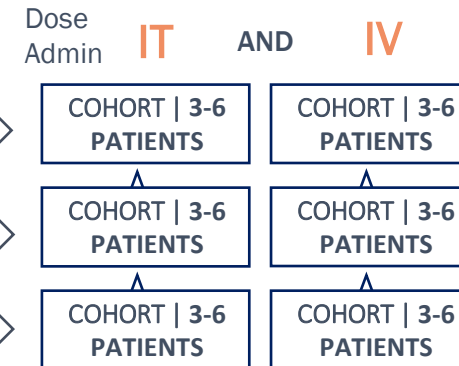
Maximum Feasible Doses (MFD)

Based on:

- ✓ Safety
- ✓ Immunogenicity
- ✓ Tumour Response



Part 2: VAXINIA + SOC IO* Combination Dose Escalation



IDENTIFY COMBINATION

DLT* cleared VAXINIA monotherapy dose combined with IO* in dose escalation cohorts. Select IO* Combination for recommended phase 2 dose (RP2D) based on:

- ✓ Safety
- ✓ Immunogenicity
- ✓ Tumour PD and target Signals

Phase

Phase 1

Indication



IT: Head & Neck, Advanced Melanoma, TNBC
IV: Head & Neck, Advanced Melanoma, TNBC, NSCLC, Bladder, Gastric, Colorectal, RCC

Objectives

Safety & MFD

No. of Patients



Approx. 60-120

Site Location

USA

*IO: Immunotherapy

*DLT: Dose Limiting Toxicity

The CAR T Solid Tumour Challenge & Imugene's Solution

Chimeric Antigen Receptor (CAR) T cell therapy has had limited activity in solid tumours, largely due to a lack of selectively and highly expressed surface antigens, such as the blood B cell antigen CD19.



NEW CONCEPT

Utilise OV's as a delivery vector to deliver CD19 antigen to solid tumour cells

Engineer Imugene's CF33 to infect solid tumour cells and insert CD19 transgene to enable presentation of CD19 over the tumour cells during tumour cell infection, onCARlytics (CF33-CD19)

Combination use of autologous or allogeneic CD19 CAR Ts (eg. Novartis KYMRIAH®) with onCARlytics (CF33-CD19) presents CD19 targets on solid tumours

Four FDA Approved CD19 CAR T's

Approved and in-development autologous or allogeneic CD19 CAR Ts can be partnered with Imugene's onCARlytics for treating solid tumours:

 **KYMRIAH**[®]
(tisagenlecleucel) Suspension for IV infusion

 **NOVARTIS**

 **YESCARTA**[®]
(axicabtagene ciloleucel) Suspension for IV infusion

 **GILEAD**

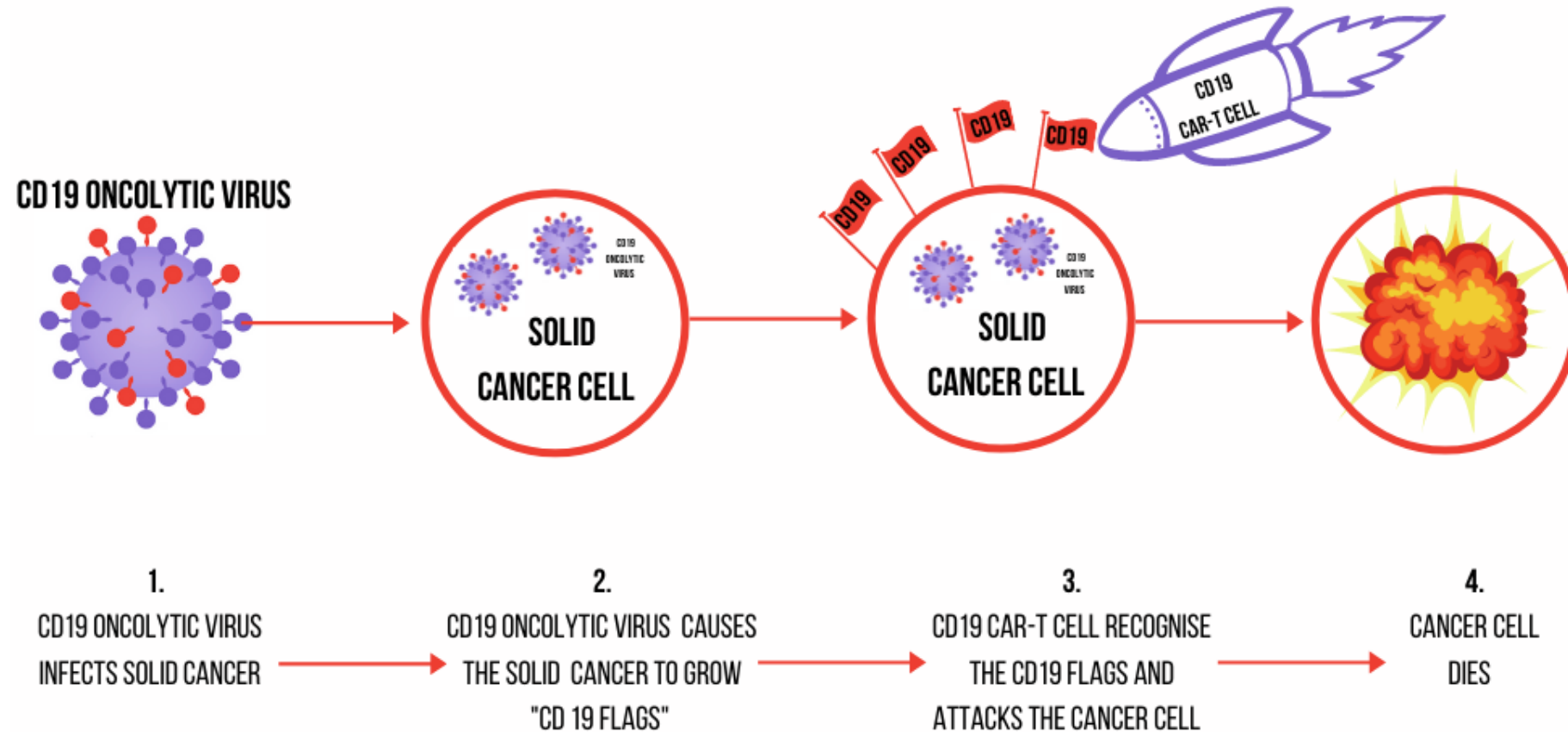
 **TECARTUS**[™]
(brexucabtagene autoleucel) Suspension for IV infusion

 **Kite**

 **Breyanzi**[®]
(lisocabtagene maraleucel) SUSPENSION FOR IV INFUSION


Bristol-Myers Squibb

HOW DOES THE CD 19 ONCOLYTIC VIRUS WORK?



Intellectual Property

FOUNDATION PATENT (2038)

PCT	US2019/033030
Title	Oncolytic virus expressing a CAR T cell target and uses thereof
Inventors	Fong, Priceman, Forman, Chen & Park
Assignee	City of Hope
Primary Date	11 August 2017
International Publication	14 February 2019
Expiration Date*	2038

PCT application filing date was 10/8/2018 and *estimated expiration date is in **late 2038**. The patent application includes both composition of matter and method of use. It is currently pending with the opportunity to secure worldwide rights. International search report was favorable for composition of matter.



(12) INTERNATIONAL APPLICATION PUBLISHED UNDER THE PATENT COOPERATION TREATY (PCT)

(19) World Intellectual Property Organization
International Bureau

(43) International Publication Date
14 February 2019 (14.02.2019)

(10) International Publication Number
WO 2019/033030 A1

(51) International Patent Classification:
A61K 39/39 (2006.01) *C07K 16/28* (2006.01)
A61K 35/768 (2015.01) *C12N 7/00* (2006.01)
C07K 14/705 (2006.01) *C12N 7/02* (2006.01)
C07K 14/725 (2006.01) *C12N 15/863* (2006.01)

(21) International Application Number:
PCT/US2018/046313

(22) International Filing Date:
10 August 2018 (10.08.2018)

(25) Filing Language: English

(26) Publication Language: English

(30) Priority Data:
62/544,707 11 August 2017 (11.08.2017) US

(71) Applicant: **CITY OF HOPE** [US/US]; 1500 East Duarte Road, Duarte, California 91010 (US).

(72) Inventors: **FONG, Yuman**; 1500 East Duarte Road, Duarte, California 91010 (US). **PRICEMAN, Saul J.**; 1500 East Duarte Road, Duarte, California 91010 (US). **FORMAN, Stephen J.**; 1500 East Duarte Road, Duarte, California 91010 (US). **CHEN, Nanhui**; 1500 East Duarte Road, Duarte, California 91010 (US). **PARK, Anthony K.**; 1500 East Duarte Road, Duarte, California 91010 (US).

Declarations under Rule 4.17:
 — as to applicant's entitlement to apply for and be granted a patent (Rule 4.17(ii))
 — as to the applicant's entitlement to claim the priority of the earlier application (Rule 4.17(iii))

Published:
 — with international search report (Art. 21(3))
 — with sequence listing part of description (Rule 5.2(a))

Milestones



Technology

Milestone

onCARlytics

1st Patient Dosed Monotherapy

onCARlytics

FDA IND Clearance

PD1-Vaxx

Combination RP2D

onCARlytics

GLP Toxicology Study

VAXINIA

1st Patient Dosed

PD1-Vaxx

Expansion combination study FPI

HER-Vaxx

Phase 2 Final Analysis

VAXINIA

FDA IND Clearance

onCARlytics

FDA Pre-IND Meeting

PD1-Vaxx

Maximum Feasible Dose Identified

HER-Vaxx

OS Endpoint Met

onCARlytics

GMP manufacturing for pre-clinical toxicology & Phase 1 study

CHECKvacc

TNBC IST 1st Patient Dosed

HER-Vaxx

PFS Top line Results

CHECKvacc

FDA IND Clearance

Next 12-24 months

Financial Summary

Public Market Overview

Share Price ¹	A\$0.325
Market Capitalisation ²	A\$1.604B
Cash equivalents (31 Mar 21)	A\$29.4M
Enterprise Value	A\$1.575B

Top 5 Shareholders (as of May 2021)

Mann Family	5.93%
Paul Hopper	4.09%
Dr Nicholas Smith	2.40%
Ms Leslie Chong	1.56%
Private Portfolio Management	1.35%

Note:

1. As of 26 May 2021
2. Market capitalization calculations based on ordinary shares (4.877 bn) only and excludes the dilutive impact of options outstanding (578m) as of 25 May 2021

Share Price Performance (last 6 months)



Leslie Chong
Managing Director & CEO

leslie.chong@imugene.com
+61 458 040 433
