



# **Templeton Global Growth Fund Ltd**

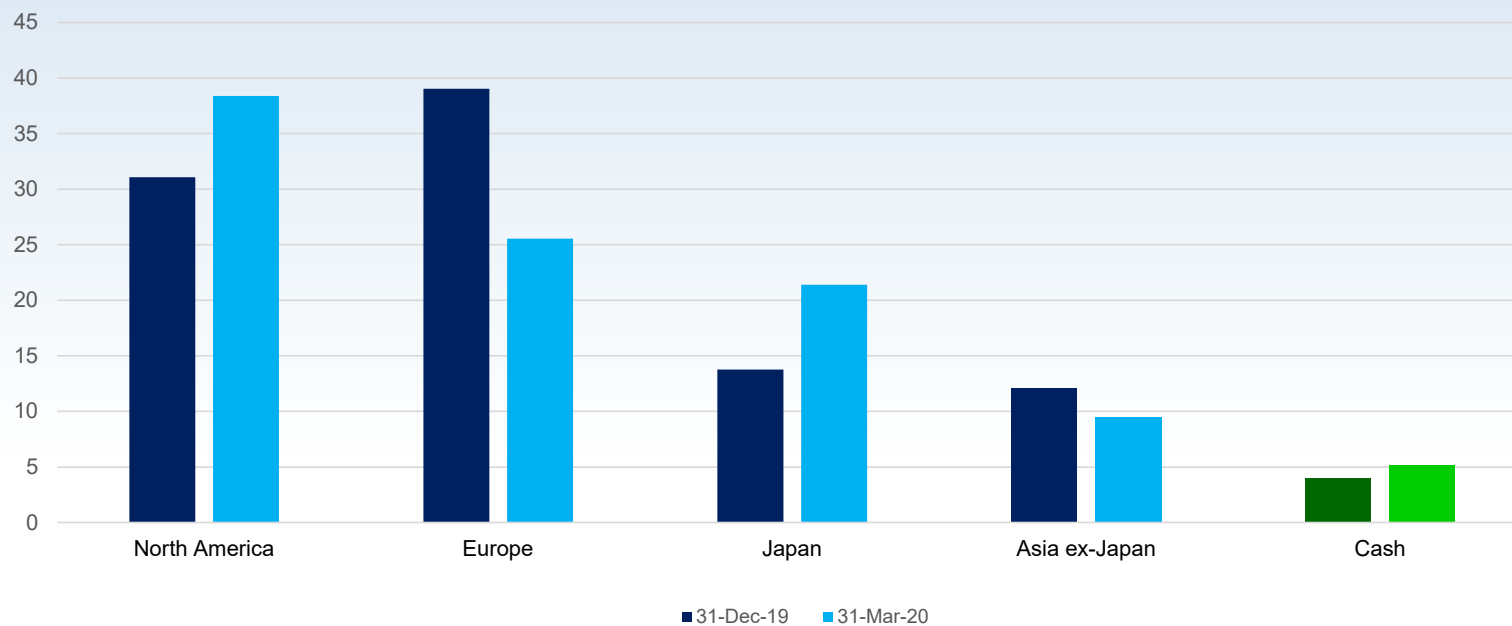
## **Investment Portfolio Update**

**PETER SARTORI**

# TGG Portfolio Positioning

## Country

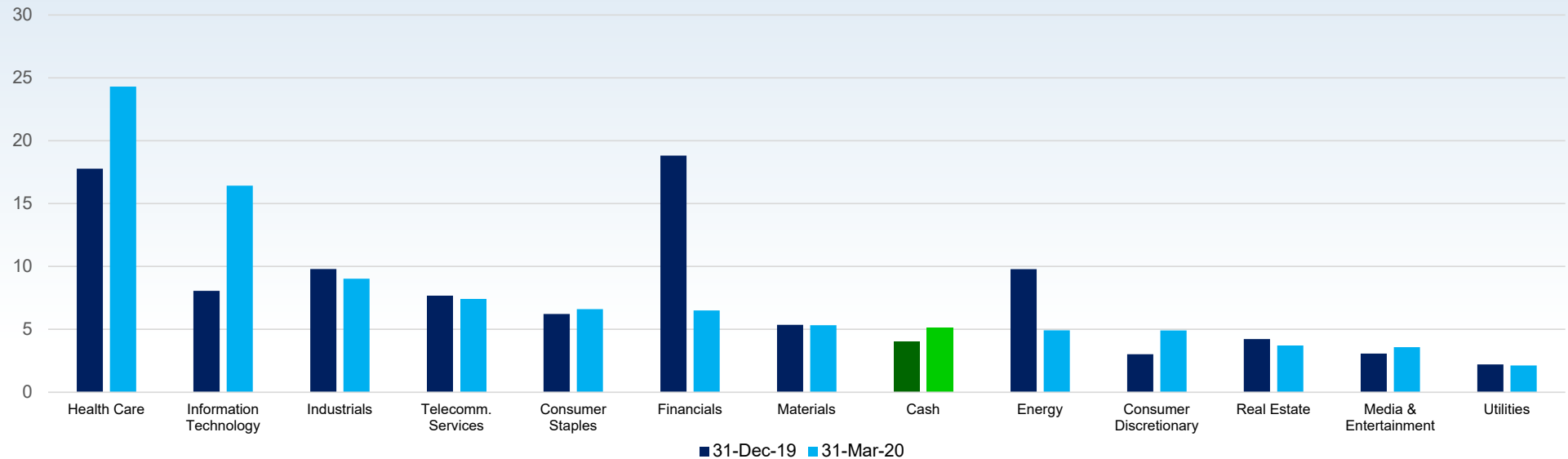
% Portfolio Weights



# TGG Portfolio Positioning

## Sectors

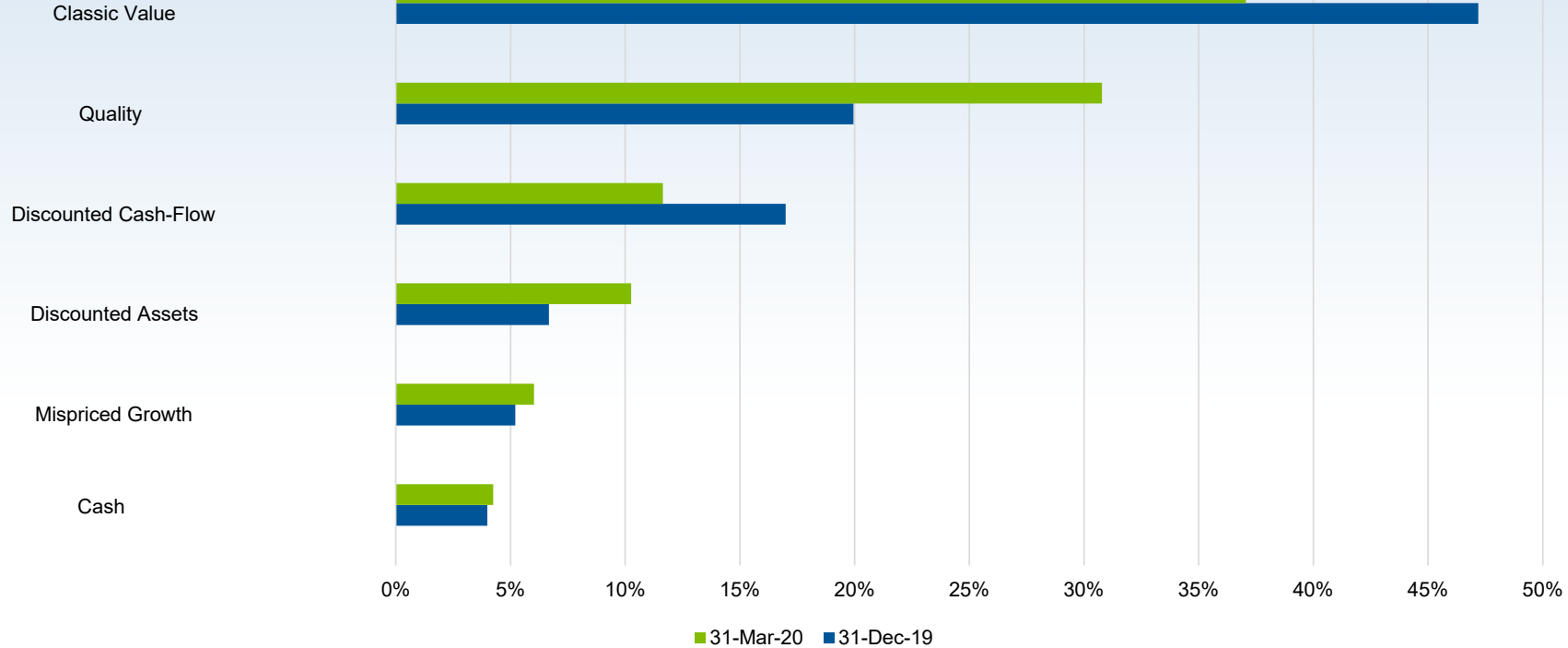
% Portfolio Weights



# TGG Portfolio Positioning

## Types of Value

% Portfolio Weights



# Top Ten Holdings

As of 31/03/2020

Name of Issuer	Country	Industry	% of Total
ROCHE HOLDING AG	Switzerland	Pharmaceuticals, Biotechnology & Life Sciences	4.43
JOHNSON & JOHNSON	United States	Pharmaceuticals, Biotechnology & Life Sciences	4.03
SAMSUNG ELECTRONICS CO LTD	South Korea	Technology, Hardware & Equipment	3.41
KROGER CO	United States	Food and Staples Retail	3.38
TAKEDA PHARMACEUTICAL CO LTD	Japan	Pharmaceuticals, Biotechnology & Life Sciences	3.36
BAYER AG	Germany	Pharmaceuticals, Biotechnology & Life Sciences	3.12
UNITED PARCEL SERVICE INC	United States	Transportation	3.10
BP PLC	United Kingdom	Energy	3.08
VERIZON COMMUNICATIONS INC	United States	Telecommunications Services	2.68
FRESENIUS MEDICAL CARE AG & CO	Germany	Health Care Equipment	2.67
<b>Total</b>			<b>33.26</b>

# Questions?

## Important Legal Information

All investments involve risks including loss of principal. Special risks are associated with foreign investing, including currency fluctuations, economic instability and political developments. Investments in developing markets involve heightened risks related to the same factors, in addition to those associated with their smaller size and lesser liquidity. While stocks have historically outperformed other asset classes over the long term, they tend to fluctuate more dramatically over the short term. The use of derivatives and foreign currency techniques involve special risks, as such techniques may not achieve the anticipated benefits and/or may result in losses.

Templeton Global Growth Fund Ltd. (ABN 44 006 558 149) issues this document with the intention to provide general information only and not investment or financial product advice. It does not take into account the individual objectives, financial situation or needs of any recipient. Nothing in this update should be construed as investment advice.

Franklin Templeton Investments Australia Limited is the investment manager (**Franklin Templeton**). Franklin Templeton has exercised professional care and diligence in the collection of information in this recording. However, data from third party sources may have been used in its preparation and Franklin Templeton Investments has not independently verified, validated or audited such data. For information about the data presented, including the source of the data and any qualifications or assumptions, please refer to the Quarterly Investment Manager's Report for the period ending 31 March 2020 available at <https://www.tggf.com.au/>.

Any research and analysis contained in this presentation has been procured by TGG for its own purposes and may be acted upon in that connection and, as such, is provided to you incidentally. Any views expressed or securities mentioned are the views of the fund manager and do not constitute investment advice. The underlying assumptions and these views are subject to change. TGG accepts no liability whatsoever for any direct or indirect consequential loss arising from the use of this commentary or any information, opinion or estimate herein.

Past performance does not guarantee future results and results may differ over future time periods.