



AGM Presentation

October 2018



Important information and competent person

IMPORTANT INFORMATION

This presentation has been prepared by Prodigy Gold NL ("Prodigy Gold" or the "Company"). This presentation is for information purposes only and should not be considered as an offer or invitation to subscribe for or purchase any securities in the Company or as an inducement to make an offer or invitation with respect to those securities. No agreement to subscribe for securities in the Company will be entered into on the basis of this presentation.

This presentation contains forecasts and forward looking statements and information which are based on internal business data and information obtained from external sources. Forward looking statements may be identified by the use of words such as "anticipate", "expect", "estimate", "planned", "forecast", "likely", "intend" and other similar expressions. Such forecasts and information are not a guarantee of future performance and involve unknown risks, uncertainties and contingencies which may impact future outcomes on the Company. Actual results and developments will therefore almost certainly differ materially from those expressed or implied. Prodigy Gold has not audited or investigated the accuracy or completeness of the information, statements and opinions contained in this presentation. Accordingly, to the maximum extent permitted by law, Prodigy Gold makes no representation and gives no assurance, guarantee or warranty, express or implied, as to, and takes no responsibility and assumes no liability for, the authenticity, validity, accuracy, suitability or completeness of, or any errors in or omission from, any information, statement or opinion contained in this presentation.

The information in this presentation is given in summary form and does not purport to be all inclusive or contain all information which you may require in order to make an informed assessment of the Company's prospects. Nothing contained in this presentation constitutes investment advice, financial product advice or legal, tax, accounting or other advice, nor does it take into account the financial situation, objectives or needs of any person. Prodigy Gold is not licensed to provide financial product advice.

You should not act or refrain from acting in reliance on this presentation material. You should conduct your own investigation, perform your own analysis and obtain independent professional advice, in order to satisfy yourself as to the accuracy and completeness of the information, statements and opinions contained in this presentation and in making any investment decision in respect of Prodigy Gold.

COMPETENT PERSONS STATEMENT

The information in this presentation relating to exploration targets and exploration results is based on information reviewed and checked by Mr Matt Briggs who is a Member of The Australasian Institute of Mining and Metallurgy. Mr Briggs is a full time employee of Prodigy Gold NL and has sufficient experience which is relevant to the style of mineralisation and type of deposit under consideration and to the activity which he is undertaking to qualify as a Competent Person as defined in the 2012 edition of the "Australasian Code for Reporting Exploration Results, Mineral Resources and Ore Reserves". Mr Briggs consents to the inclusion in the documents of the matters based on this information in the form and context in which it appears.

The Company confirms that it is not aware of any new information or data that materially affects the information included in the original market announcement and, in the case of estimates of Mineral Resources that all material assumptions and technical parameters underpinning the estimates in the relevant market announcement continue to apply and have not materially changed. The Company confirms that the form and context in which the Competent Person's findings are presented have not been materially modified from the original market announcement.

Refer to previous Company ASX announcements for full resource estimation details, drill hole details, and intercept calculations.

Why Prodigy Gold?

Prodigy Gold has what an explorer needs and a producer wants



Unique greenfields and brownfields exploration portfolio

- Experienced team are actively hunting for a major discovery in the highly prospective Tanami Province
- Massive strategic land holding in proven multi-million ounce district (Callie Mine - Newmont)



Aggressive exploration program on 100% owned projects

- Aggressive work program planned to screen all priority projects for large deposits
- 35,000m drilled in 2018 + JV partners activity
- 15.7Mt @ 2.0g/t for 1.01Moz Resource



JV partners accelerating non-core Cu-Au and Base Metal Projects

- IGO to spend \$6M to earn 70% of Lake Mackay – IGO 9% holder of Prodigy Gold shares
- Gladiator Resources to spend \$6.5M to earn 70% of North Arunta
- Newcrest to spend \$12M to earn up to 75% of Euro



Strong balance sheet and supportive shareholders

- ~\$6.1 million cash at 30 June 2018 (excluding A\$2.4m cash reserved for environmental bonds)
- Register strengthened by supportive shareholders

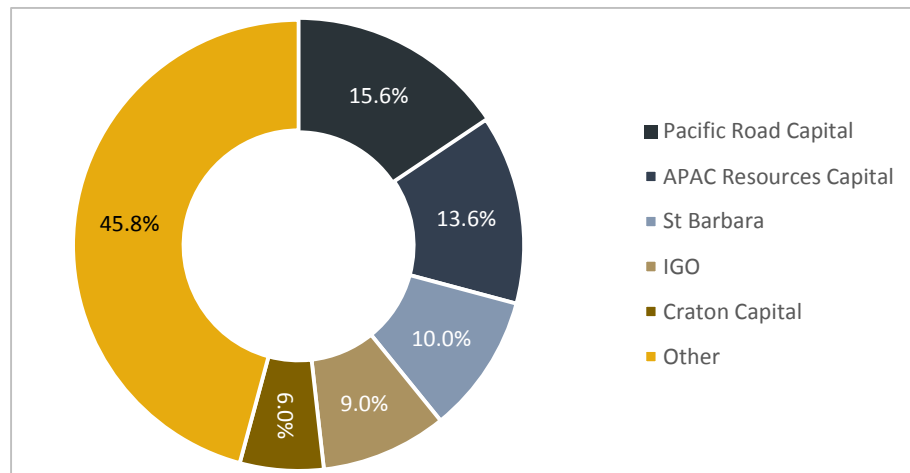


Corporate Overview



Capital structure	ASX:PRX
Shares on Issue	435.6m
Unlisted options	24m
Net Cash ¹	A\$6.1m
Market Cap ²	A\$37.5m

Shareholding structure³



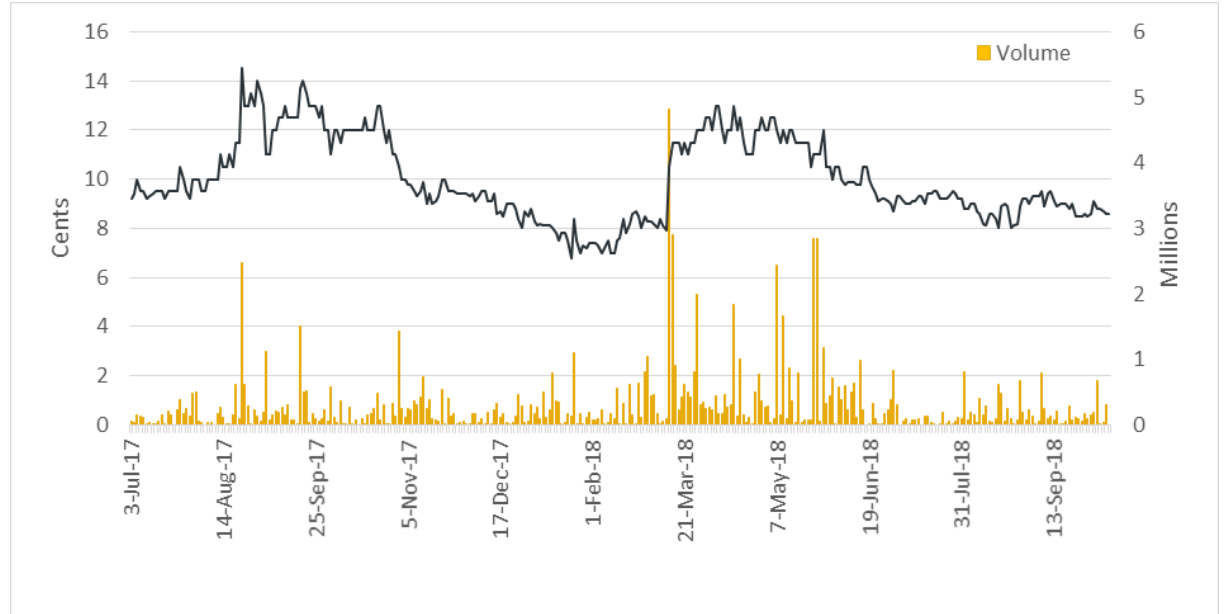
¹ Available cash excludes A\$2.4m cash reserved for required cash backing of environmental bonds as at 30 June 2018 (ASX: 31 July 2018)

² Based on closing share price of \$0.086 as at 12 October 2018

³ Substantial shareholders as at 30 September 2018

Board of Directors	
Tommy McKeith	Non-Executive Chairman
Matt Briggs	Managing Director
Brett Smith	Non-Executive Director
Mark Faul	Non-Executive Director

Historical share price



Experienced Management

Successful explorers that understand what it takes to build a mine



Non-Executive Chairman - Mr Tommy McKeith BSc Hons (Geol), GDE (Mining), MBA, Fellow AusIMM

- Resource company executive with 28 years' experience in various exploration, business development, mine geology and executive leadership roles
- Led exploration teams to several significant discoveries and concluded several significant business development transactions
- Formerly Executive Vice President: Growth and International Projects for Gold Fields Ltd, CEO of Troy Resources Ltd and held non-executive director roles at Sino Gold Ltd and Avoca Resources
- Non-executive director of Evolution Mining Ltd



Managing Director - Mr Matt Briggs BSc (Geology), Member AusIMM

- 20 years' experience in Australia and internationally in various aspects of mine geology, exploration, project management and strategic leadership in the gold industry
- Previously headed Group Strategic Planning for Gold Fields Limited
- Directly involved or managed teams that have discovered several multi-million ounce gold deposits



Exploration Manager - Mr Neil Jones MSc (Geology)

- Geologist with 18 years' experience including greenfields and brownfields exploration
- Previous roles as a geologist for Gold Fields, PMI Gold and Troy Resources exploring primarily for gold
- Extensive experience in Paleoproterozoic and Archean terrains around the globe

A Portfolio of Opportunities

Exposure to discovery and resource growth in gold and base metals

Prodigy Gold
100% Projects

Tanami Ground Package

- Same corridors as Callie 14Moz (Newmont) & Groundrush 1.7Moz (NST)
- Extensive tenement package
- Capstan 8km bedrock gold anomaly
- Resources at Twin Bonanza and Suplejack

Euro – Newcrest

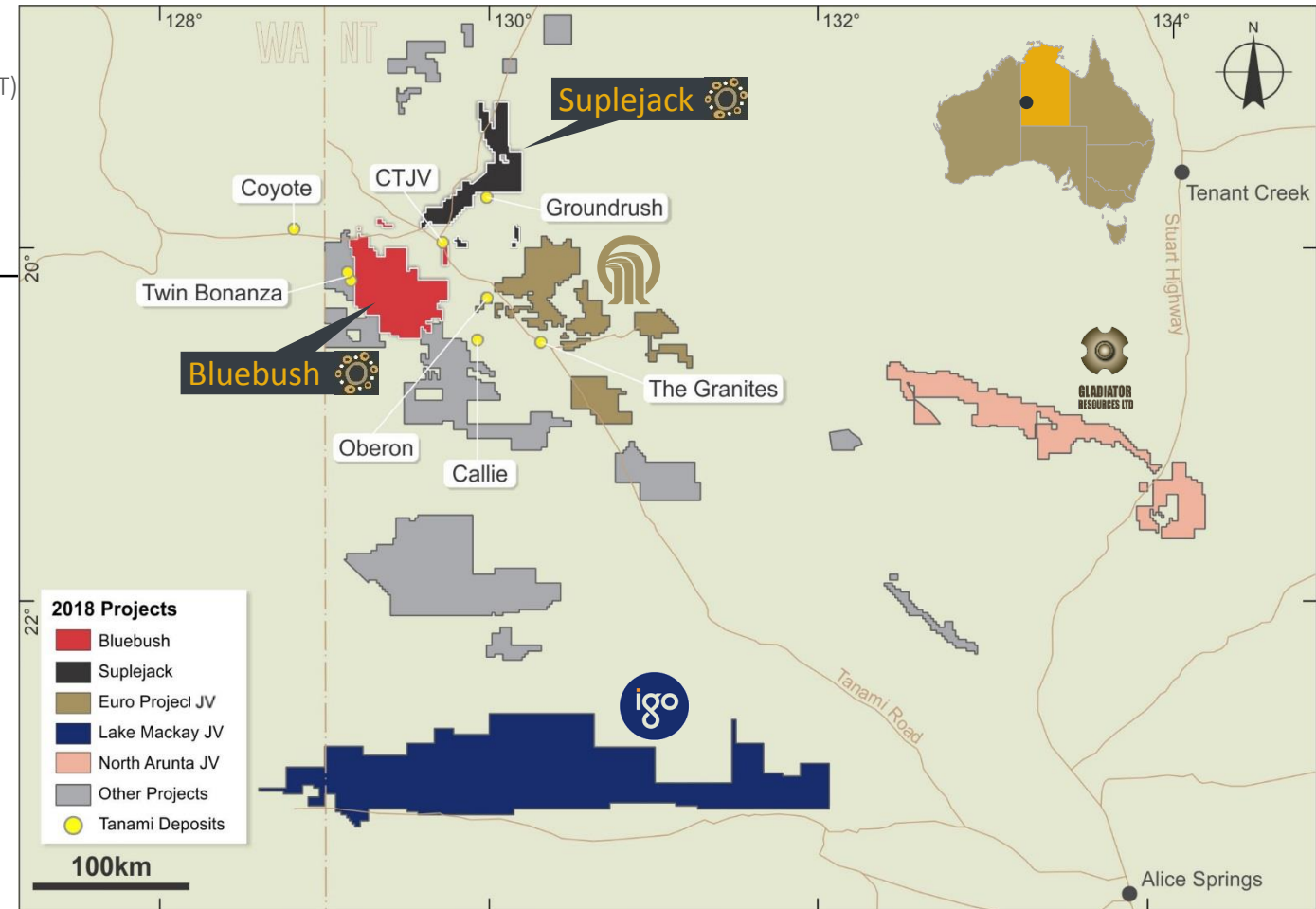
- \$12M in-ground earn-in to 75%

Lake Mackay JV – IGO

- Cu-Au and Orogenic Au potential
- 2 of 5 targets tested hit mineralisation
- \$6M in-ground earn-in to 70%

North Arunta – GLA

- Cu-Au mineralisation
- \$6.5M in-ground earn-in to 70%



Delivering on Strategy



Testing of high priority targets on 100% owned projects

- Rapidly screen for Callie analogue deposits
- Aircore drilling and geochemistry on the highest ranked targets
- Testing of multiple targets at Suplejack and Bluebush including the 8km long gold anomaly at Capstan



Focus resources and accelerate the full portfolio via Joint Ventures

- North Arunta JV \$6.5M earn-in
- Euro farm-in agreement with Newcrest Mining for \$12M earn-in
- Lake Mackay JV activities continuing to screen for major deposits with IGO

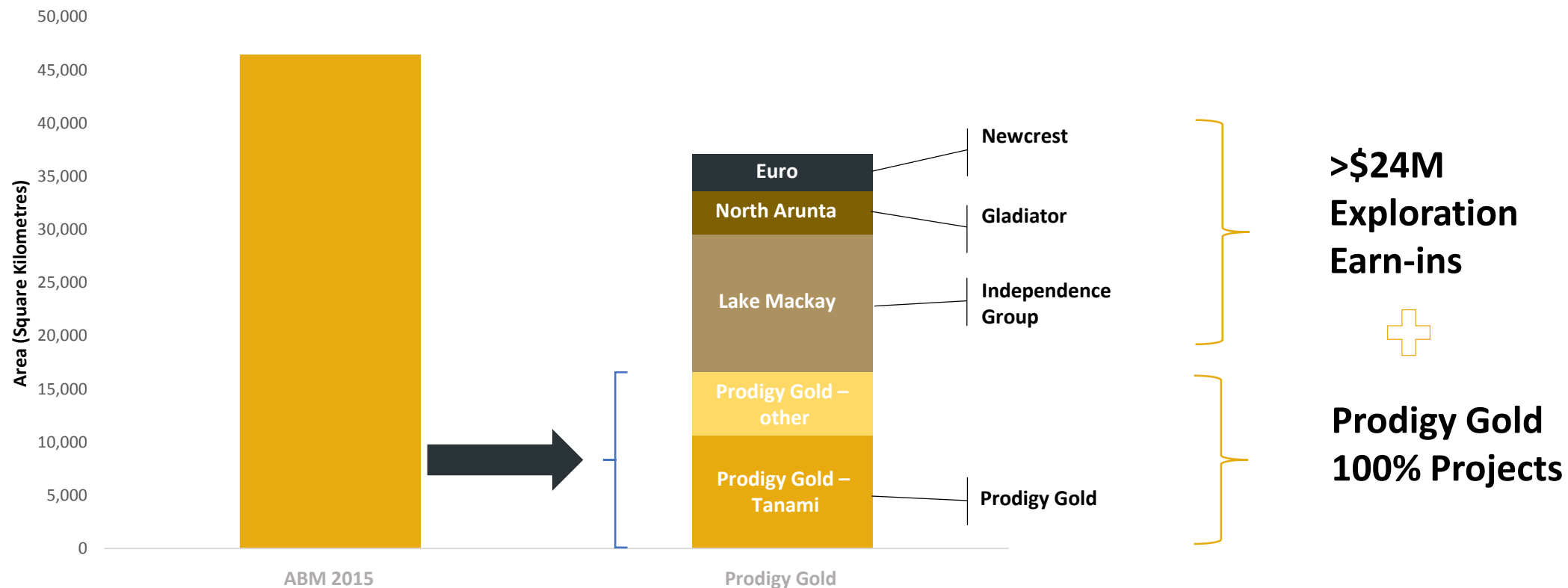


Well funded for discovery and growth

- \$6M raised at a premium to market
- Investment by St Barbara to take a 10% shareholding
- Substantial reduction in holding costs

Advancing the Full Portfolio

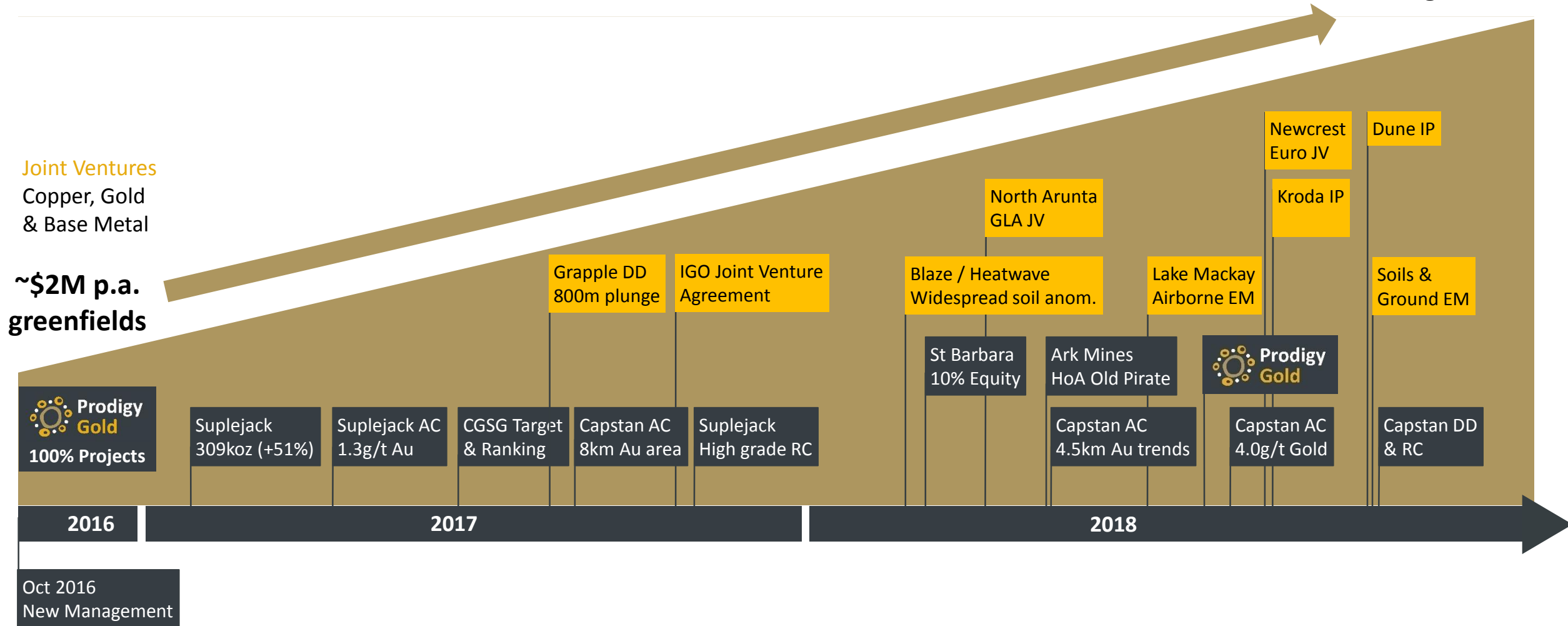
"The Tanami is becoming the exploration destination of choice for major Australian gold producers"



Focusing technical resources + >\$30M in-ground expenditure = Accelerating discovery

Accelerating Towards Discovery

FY2019
>\$10M greenfields



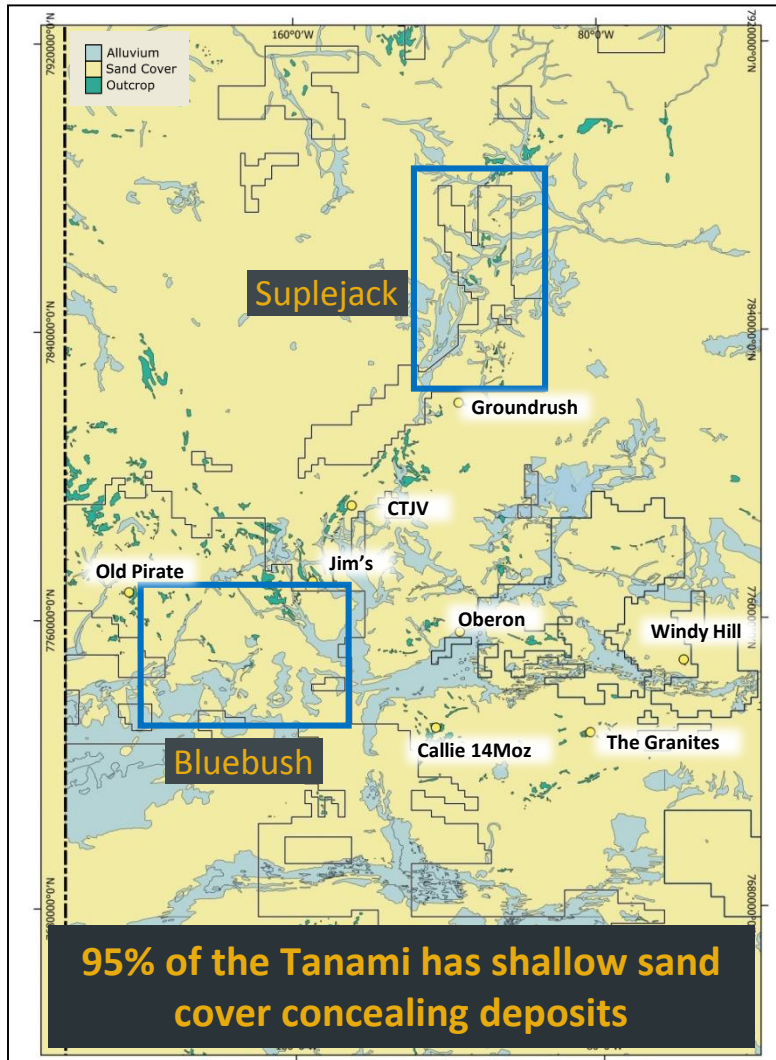


2018 Activities - 100% Owned Projects

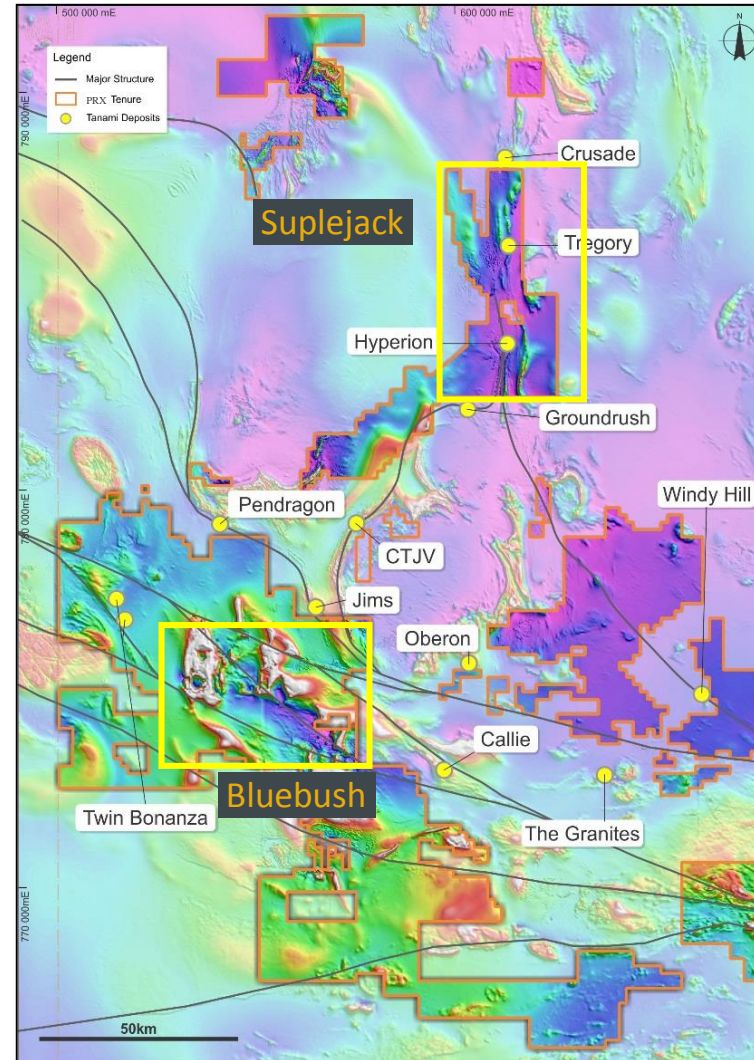


100% Owned Priority Projects

13 of 15 Tanami deposits are exposed at surface



Surface Geology Map



RTP Magnetics


Strategy

- Focus on the same rocks in the same structural setting as the target deposits
- Systematic exploration
- 1km x 1km bedrock drilling + geochem + geophysics
- Framework AC to see through cover

Future Work

- 145km aircore drilling to screen Tanami targets starting at Bluebush
- Aircore & RC drilling to consolidate resources at Suplejack

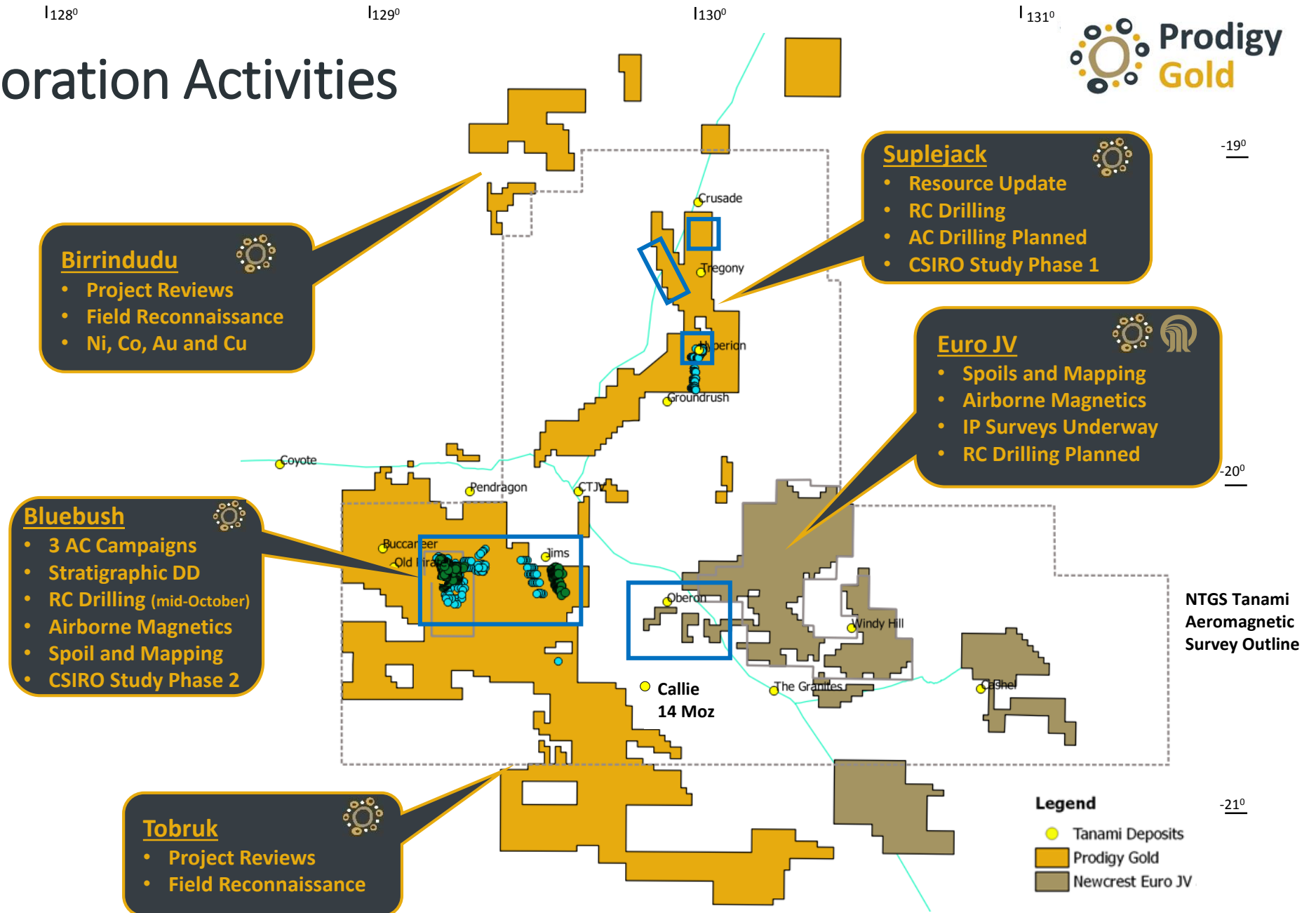
2018 Tanami Exploration Activities



Diamond Drilling at Capstan



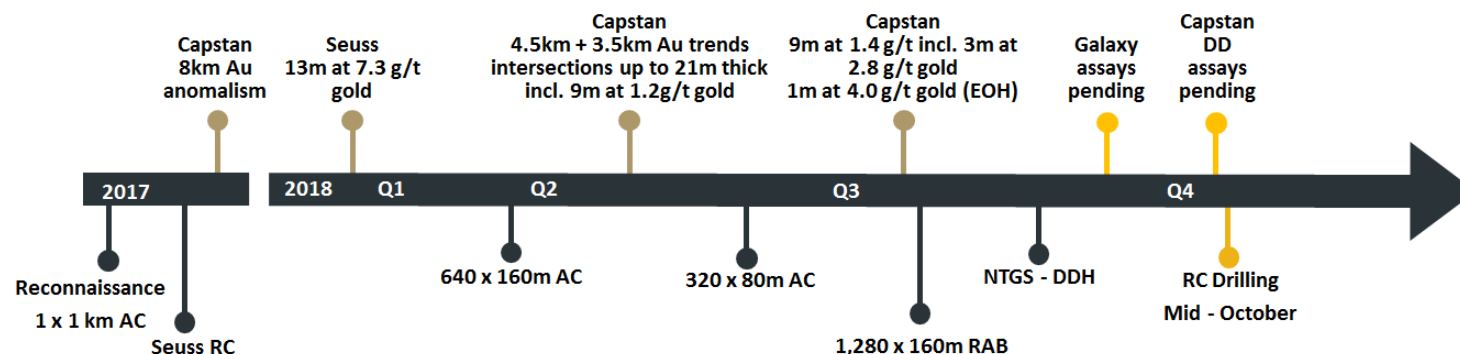
Reconnaissance at Euro



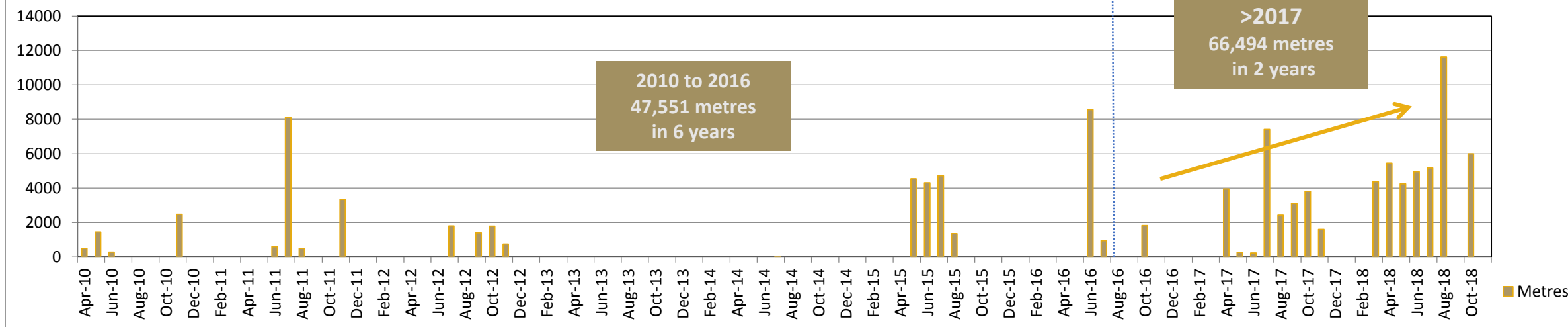
Aggressive Exploration Program

Staged work program underway to screen all priority projects for large deposits

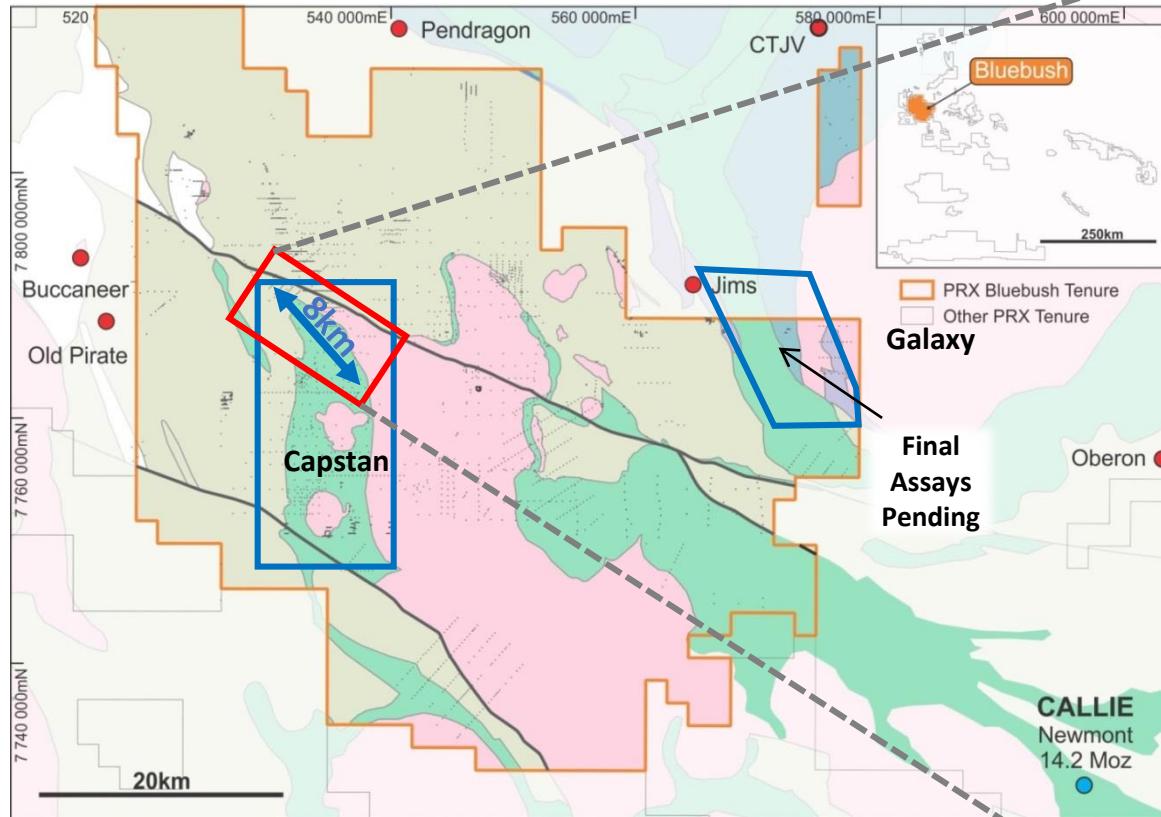
- ~35,000m AC and RAB completed 2018
- 950m co-funded diamond drilling
- ~3,500m RC drilling planned
- 644 spoils (geochemical samples)



Early stage exploration metres drilled

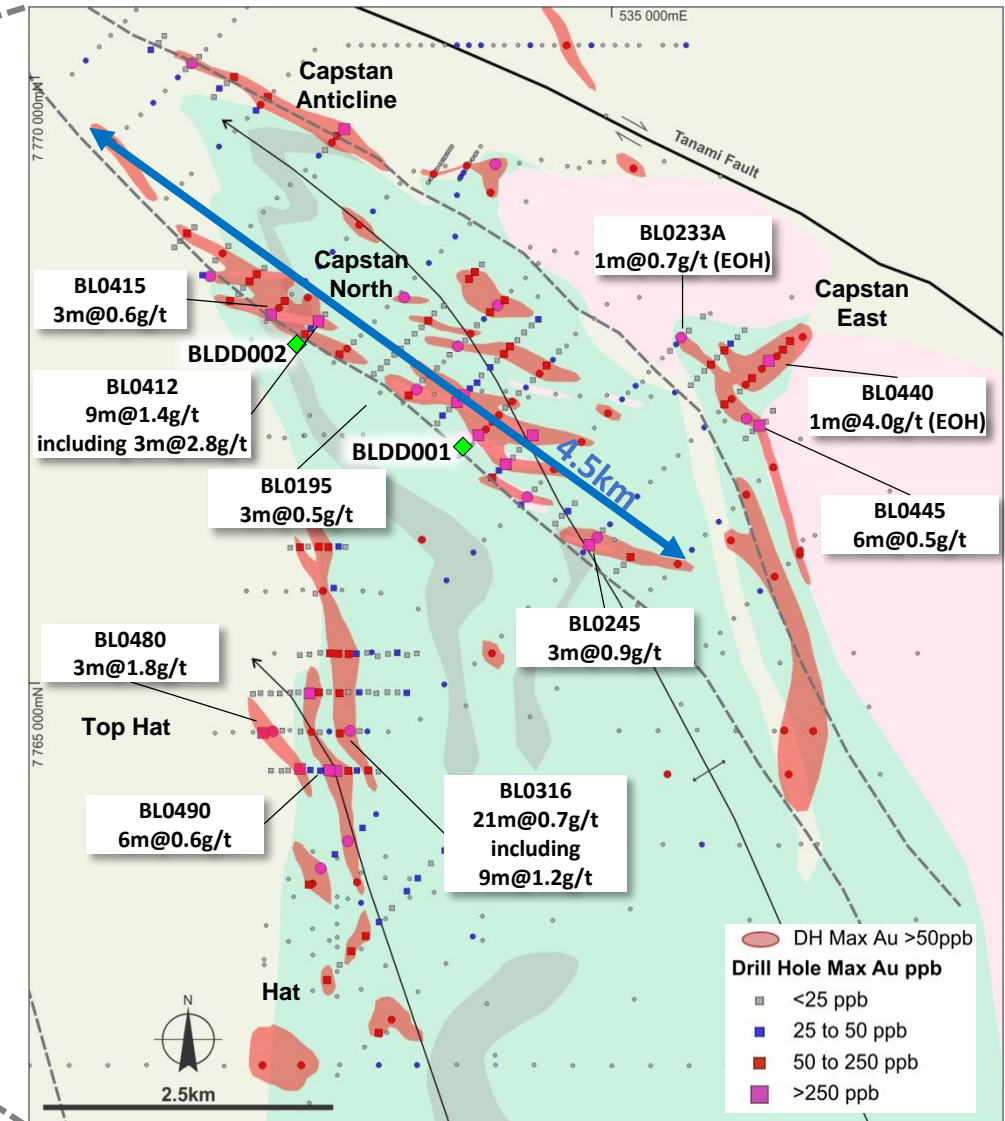


Strategy Yielding Results



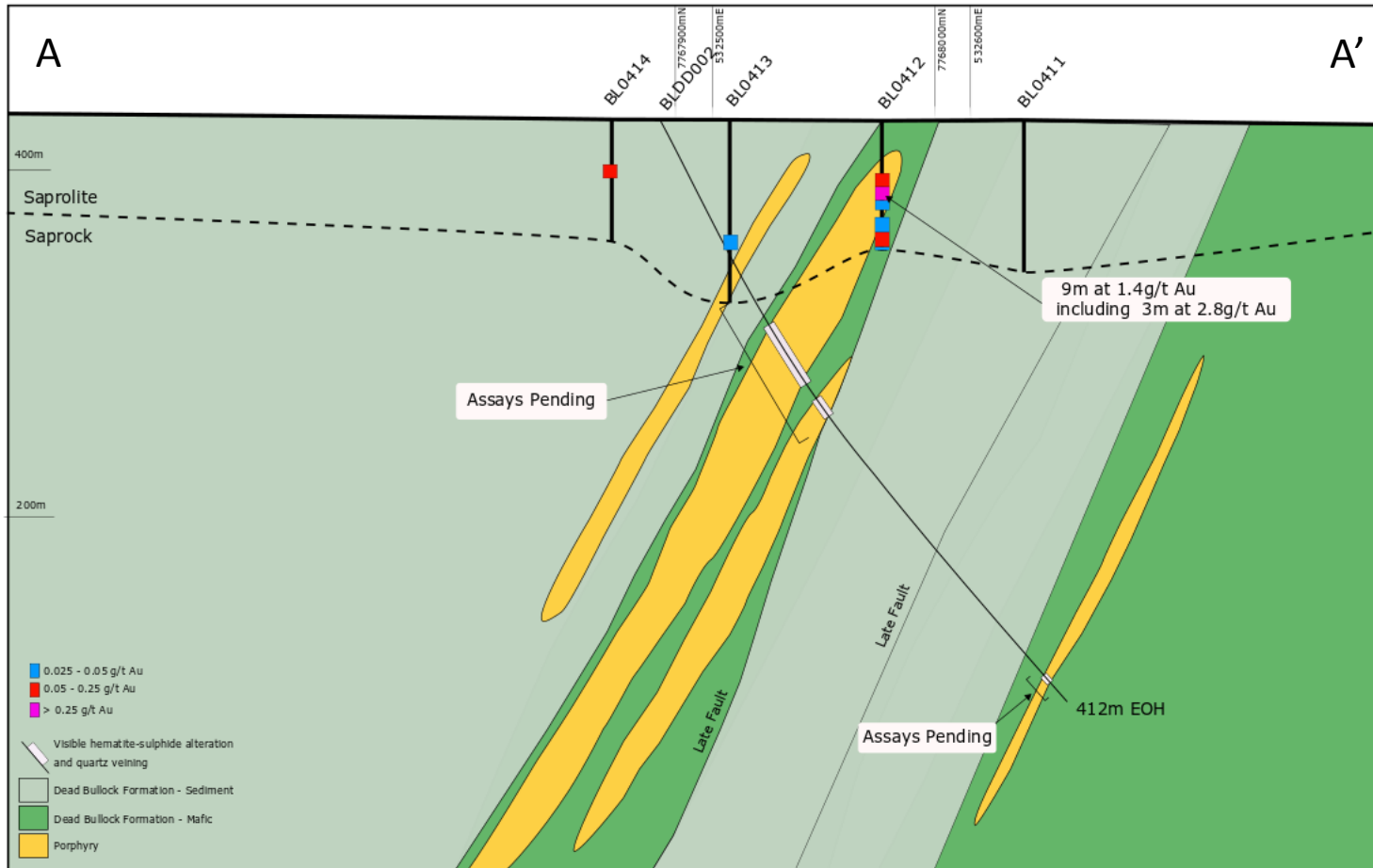
Capstan Prospect

- Similar rock sequence and structural setting as 14Moz Callie Deposit
- 8km of gold anomalism
- Larger anomaly footprint than was seen at the same stage of drilling at Callie



Capstan NTGS Co-funded DD Drilling

First diamond holes into the Capstan area - unlocking the geology



BLDD002 Schematic Section

Capstan Diamond Drilling

- Two NTGS co-funded stratigraphic diamond holes completed for 951.4m
- BLDD002 intersected 43m of pyrite altered porphyry and sediment – assays pending

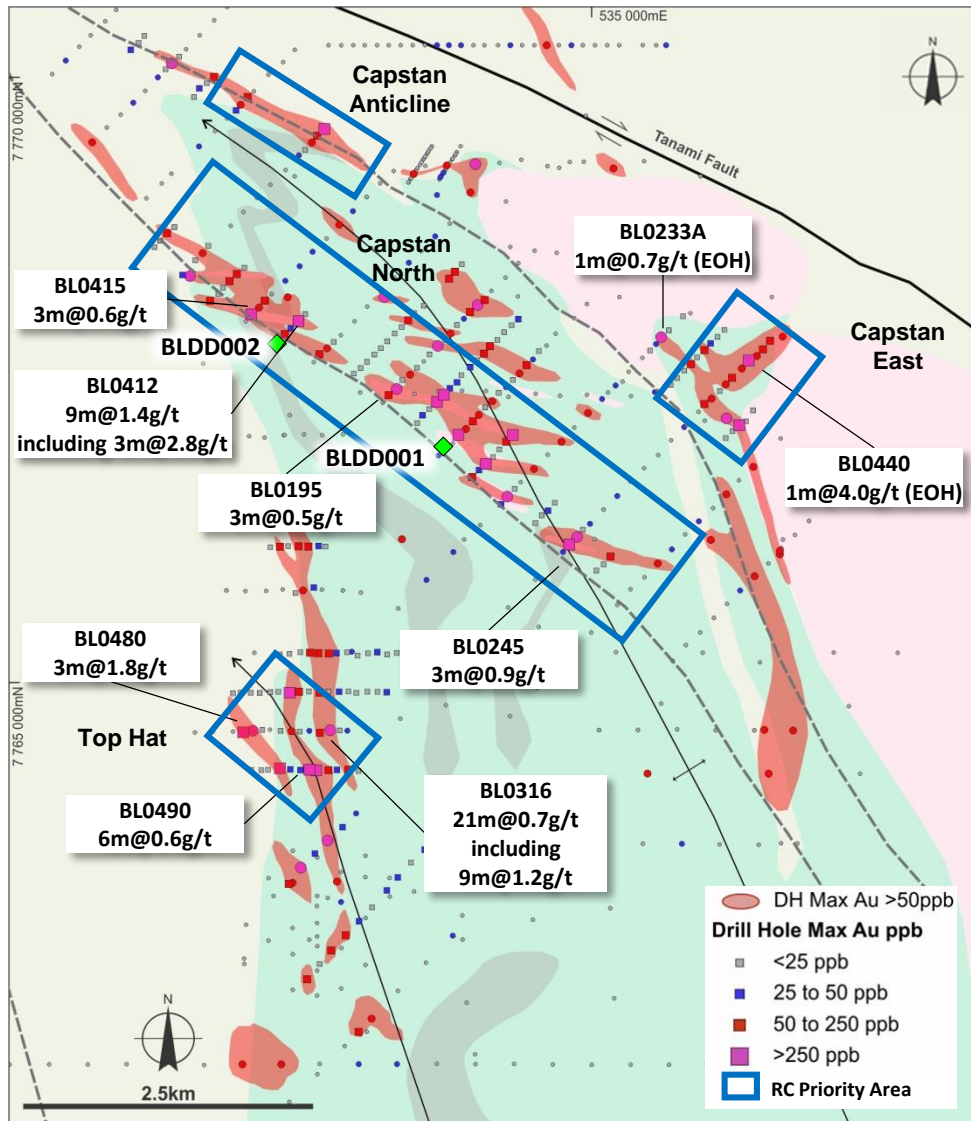


BLDD002 (122m)



BLDD002 (399.5m)

Capstan RC



Capstan RC

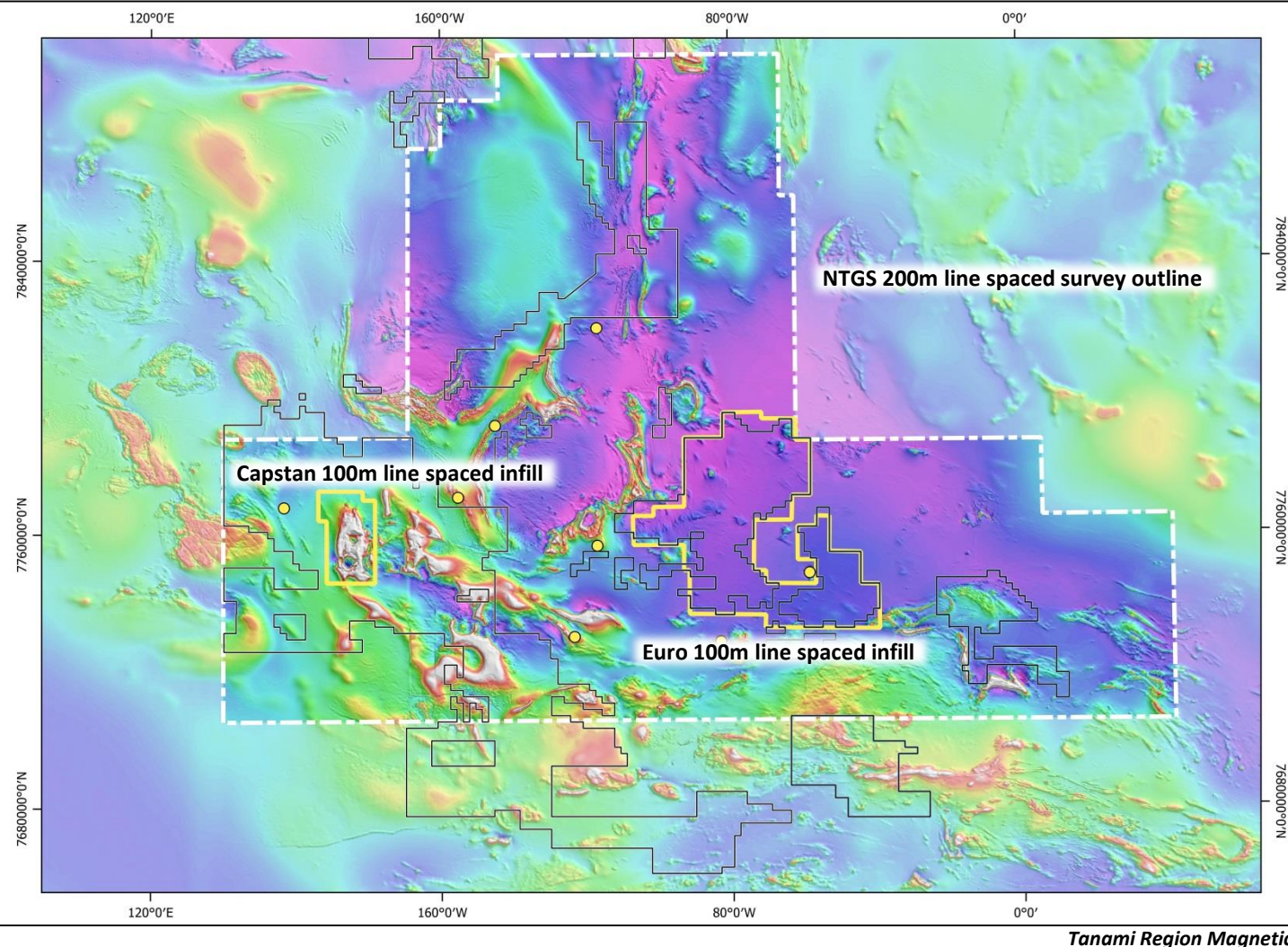
- 3,500m RC commencing mid-October
- Drilling will provide first bedrock test of coherent gold trends
- Four priority targets areas to be RC drilled



Prodigy RC Drilling (Suplejack 2017)

NTGS Airborne Geophysics Survey

Resourcing the Territory initiative supporting early stage exploration



Tanami Region Magnetics



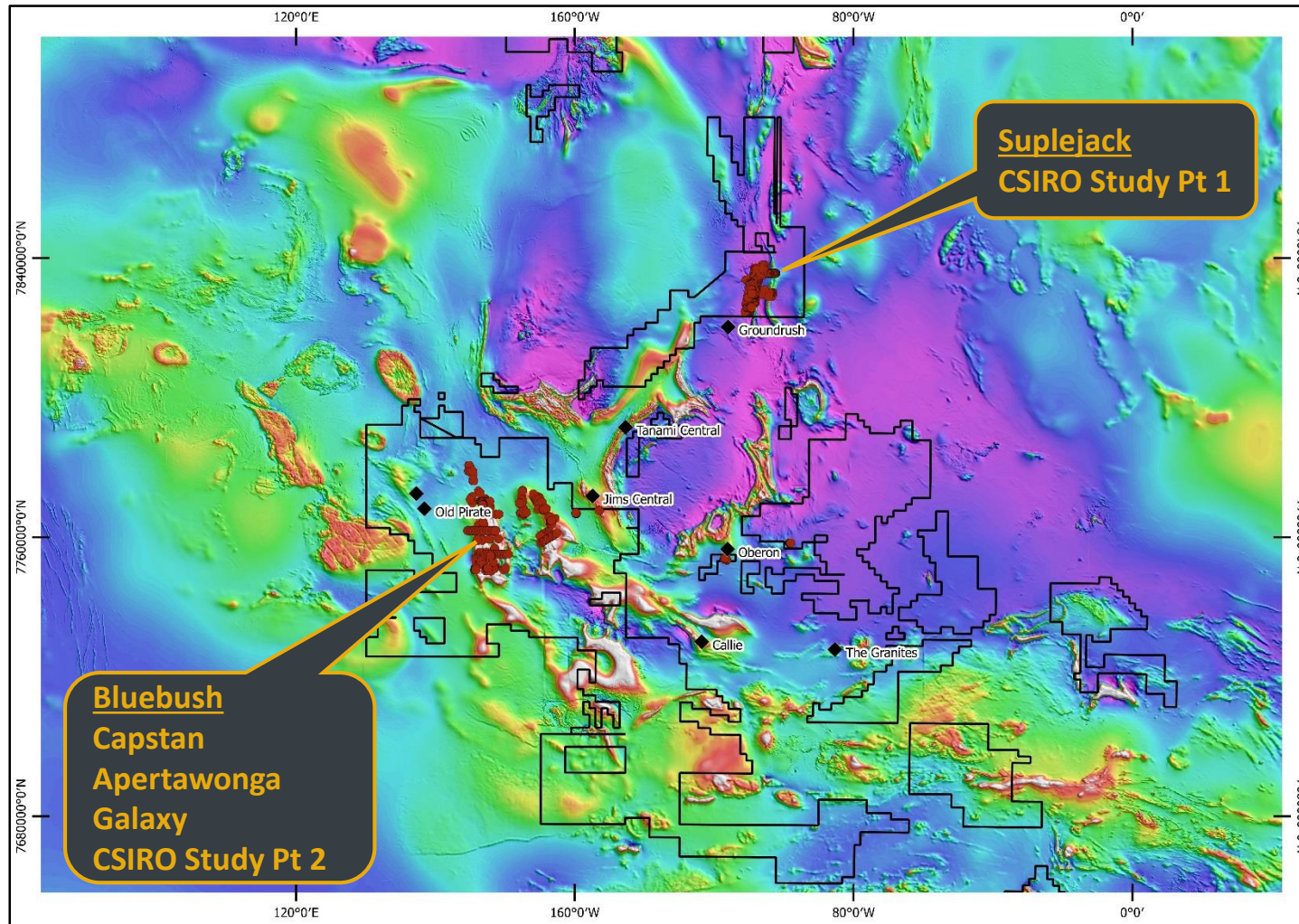
NTGS airborne magnetic survey over Capstan

Airborne Geophysics

- Massive NTGS survey of the Tanami Region
- 275,000 line km (200m spacing) airborne magnetic survey at no cost to PRX
- PRX co-funded to infill two areas to 100m spacing
 - Capstan
 - Euro JV

Mapping Stratigraphy with Lithogeochemistry

Litho-geochemistry characterises and maps favourable rocks units



PRX – CSIRO Collaborative Project

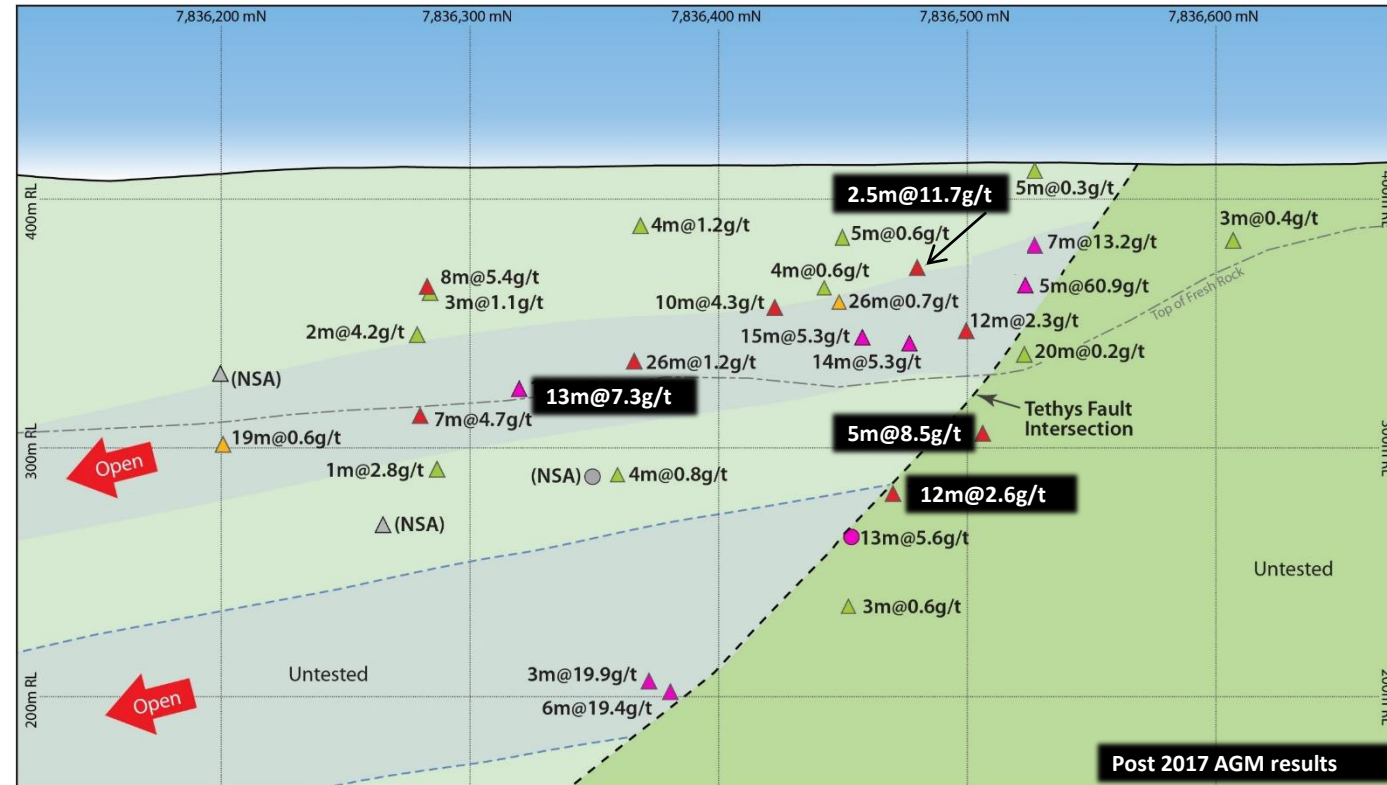
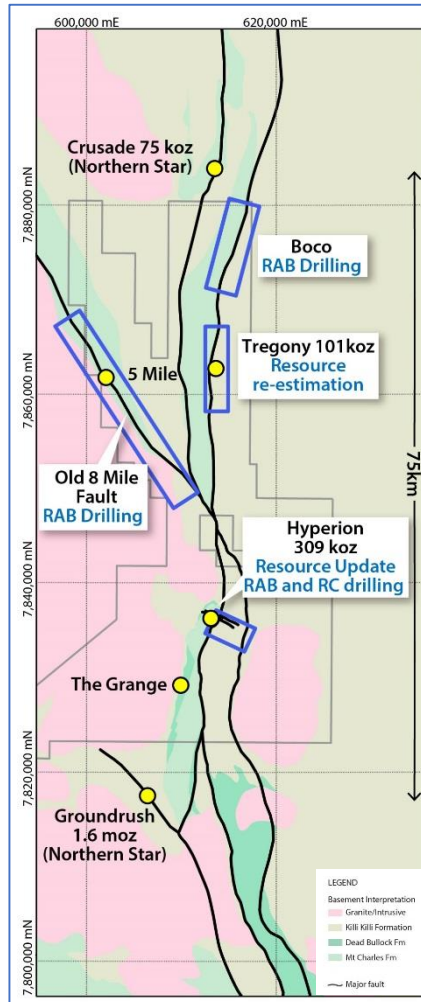
- Supports geophysical interpretation and deposit targeting
- Systematically building the Tanami wide litho-geochemical database
- 1,263 historic RAB/AC spoils collected
- Innovative use of historic drilling samples



Collecting drill spoils from historic holes

Suplejack Project

Emerging camp scale opportunity



- 4.9 Mt at 1.95g/t for 310koz of gold¹
- Strategic Resource
 - 19km from 1.6Moz Groundrush (Northern Star)
 - 58km from Central Tanami JV Plant (Northern Star)
- 37% of gold is in oxide and transitional
- High grade controlled by intersection of structure with mafic sediments
- Growth potential on extensions and additional targets

Sustainability

Environmental Management

- Minimised line clearing for reconnaissance drilling and reduced environmental footprint
- Ongoing rehabilitation of drill pads
- On-country meetings with Traditional Owners



2018 aircore drilling at Capstan



2018 drill pad at Capstan



Rehabilitated drill pad



2016 RC drill pad at Hyperion



Regrowth over drill pad post wet season



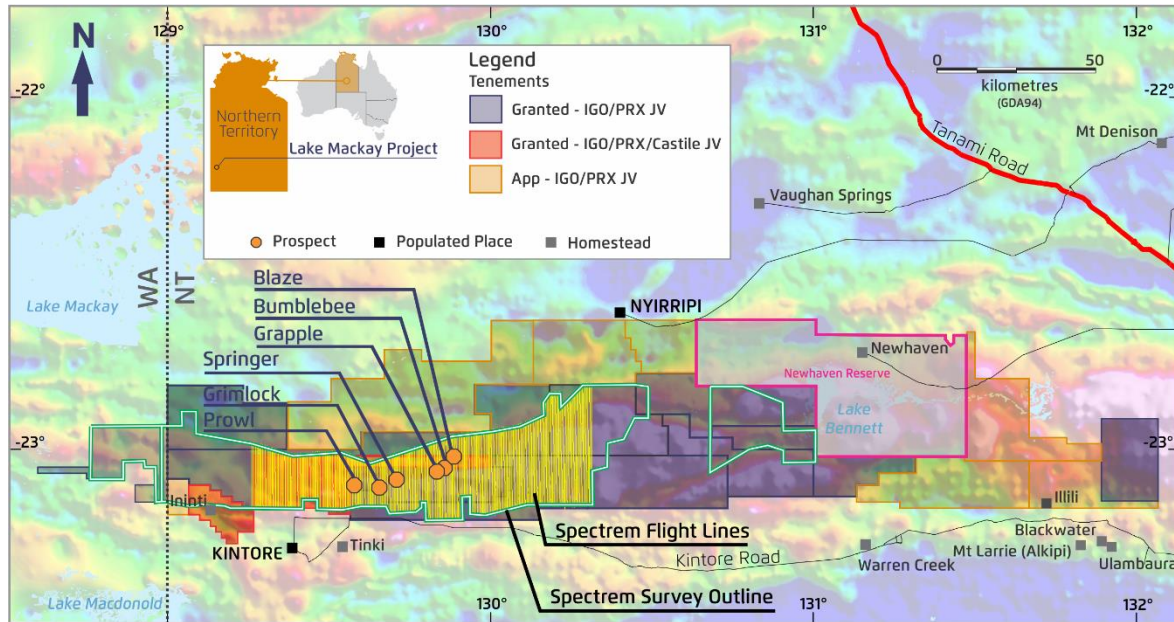
Joint Ventures



IGO JV - Lake Mackay

Province scale Cu-Au and base metal opportunity

- ~13,000km² belt scale project
- Additional large gold and base metal anomalies detected
- Soil sampling continuing along the >1,000km² corridor
- EM survey to be followed by infill soils, moving loop EM and RC/DD drilling

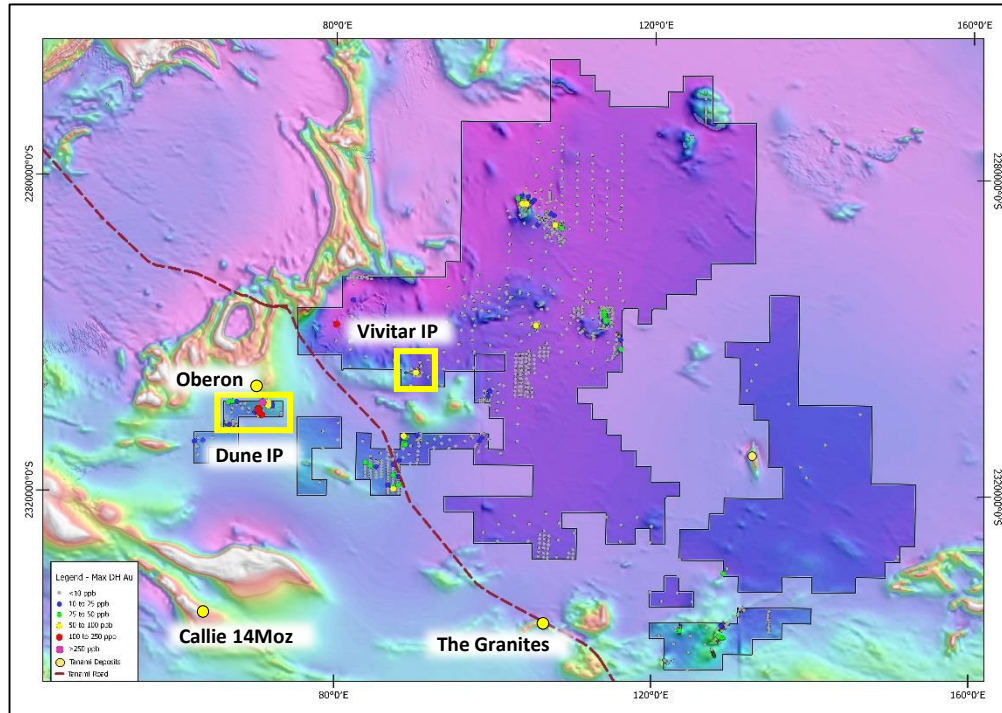


Airborne EM Survey Status



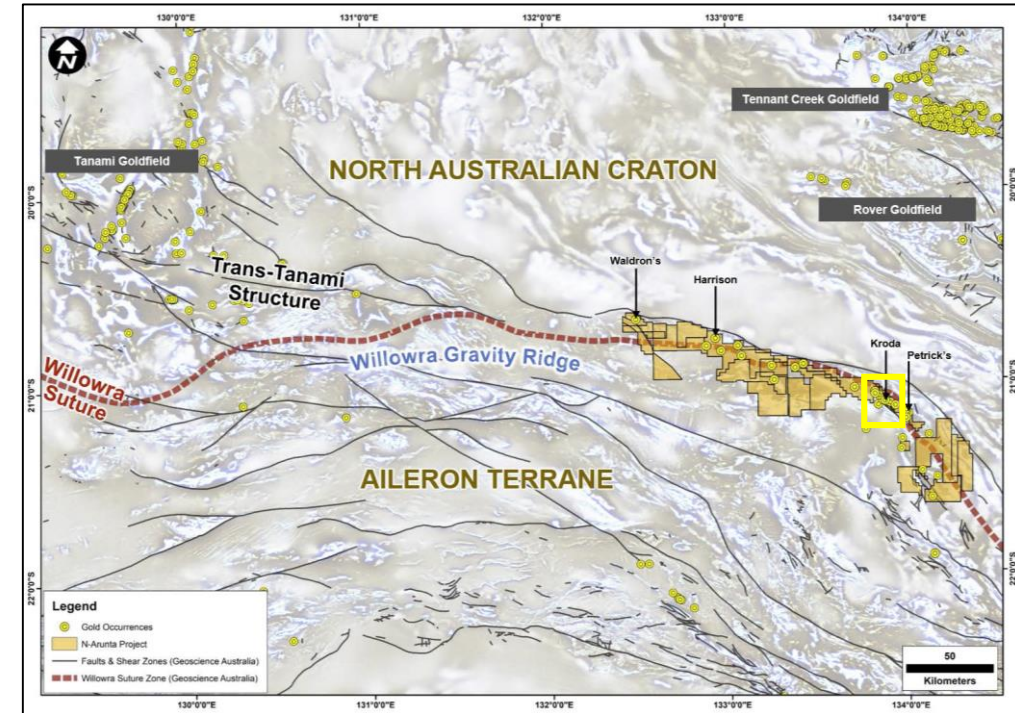
12,000 line km airborne EM survey underway

North Arunta / Euro JV



Euro – Newcrest \$12M earn-in 75%

- Oberon and Callie style targets
- Historic aircore results of up to 0.25g/t Au not followed up parallel to Oberon 0.42Moz
- IP surveys underway
- RC drilling planned to test IP targets identified



North Arunta – Gladiator \$6.5M earn-in to 70%

- Cu-Au potential along the Willowra Structure
- Multiple multi-kilometre-scale geochemical-geophysical-structural targets
- Recent IP geophysics defined large anomalies below previous drilling
- RC drilling planned for 2018





Investment proposition



Unique Greenfields and
Brownfields Portfolio



Aggressive exploration
program underway



Supportive, high quality
shareholders



Exposure to multiple
committed JV partners



Contact us



Prodigy Gold NL

ASX:PRX



+61 8 9423 9777



admin@prodigygold.com.au



Level 1, 141 Broadway,
Nedlands WA 6009, Australia



Prodigy Gold Resource Summary

Project	Date	Indicated				Inferred			Total		
		Cut-Off Grade (g/t)	Tonnes (Mt)	Grade (g/t Au)	Metal (Koz)	Tonnes (Mt)	Grade (g/t Au)	Metal (Koz)	Tonnes (Mt)	Grade (g/t Au)	Metal (Koz)
Old Pirate ¹	Aug-16	1.0	0.04	4.6	7	0.72	4.7	109	0.76	4.7	115
Buccaneer ²	Aug-17	1.0	1.2	1.7	65	8.8	1.8	520	10.0	1.8	585
Suplejack ³	Jul-18	0.8	0.92	2.4	69	4.0	1.9	240	4.9	2.0	310
Total		various	2.2	2.0	141	13.5	2.0	869	15.7	2.0	1,010

Total Resource: 15.7Mt at 2.0g/t for 1.01 Moz of gold