



# Euroz Institutional Investor Presentation

March 2020

ASX: OEL

# Disclaimer

This presentation is provided for information purposes only and is not a disclosure document as defined under the Corporations Act 2001 (Cth) This presentation does not constitute an offer, invitation, solicitation or recommendation with respect to the purchase, sale or issue of any securities or any financial product nor does it constitute financial product or investment advice. The presentation does not contain all the information that may be required for evaluating the Company's assets, prospects or potential opportunities and is not intended to be used as the basis for making an investment decision. The presentation has been prepared without taking into account the investment objectives, financial situation or particular needs of any particular person.

No representation or warranty, express or implied, is made as to the accuracy, reliability, completeness or fairness of the information, opinions and conclusions contained in this presentation. Neither the Company, its related bodies corporate, shareholders or affiliates, nor any of their respective officers, directors, employees, related bodies corporate, affiliates, agents or advisers makes any representations or warranties that this presentation is complete or that it contains all material information about the Company or which a prospective investor may require in evaluating a possible investment in the Company or acquisition of securities. To the maximum extent permitted by law, none of those persons accept any liability, including, without limitation, any liability arising out of fault or negligence for any loss arising from the use of information contained in this presentation or in relation to the accuracy or completeness of the information, statements, opinions or matters, express or implied, contained in, arising out of or derived from, or for omissions from, this presentation. In particular, no representation or warranty, express or implied is given as to the accuracy, completeness or correctness, likelihood of achievement or reasonableness of any forecasts, prospects or returns (if any) contained in this presentation nor is any obligation assumed to update such information. Such forecasts, prospects or returns are by their nature subject to significant uncertainties and contingencies. Neither the Company nor its related bodies corporate, shareholders or affiliates, nor any of their respective officers, directors, employees, related bodies corporate, affiliates, agents or advisers guarantees any return or generally the performance of the Company or the price at which its securities may trade. Any investment in the Company is subject to investment risks including the possibility of loss of capital invested and no return of income or payment of dividends.

Before making an investment decision, you should assess whether an investment is appropriate in light of your particular investment needs, objectives and financial circumstances and consider seeking your own independent legal, financial and commercial advice. Past performance is no guarantee of future performance.

The distribution of this document in jurisdictions outside Australia may be restricted by law. Any recipient of this document outside Australia must seek advice on and observe any such restrictions.

This presentation may contain certain "forward-looking statements" with respect to the financial condition, results of operations and business of the Company and certain plans and objectives of the management of the Company. Forward looking statements can generally be identified by words such as 'may', 'could', 'believes', 'plan', 'will', 'likely', 'estimates', 'targets', 'expects', or 'intends' and other similar words that involve risks and uncertainties, which may include, but are not limited to, the outcome and effects of the subject matter of this presentation. Indications of, and guidance on, future exchange rates, capital expenditure, earnings and financial position and performance are also forward-looking statements.

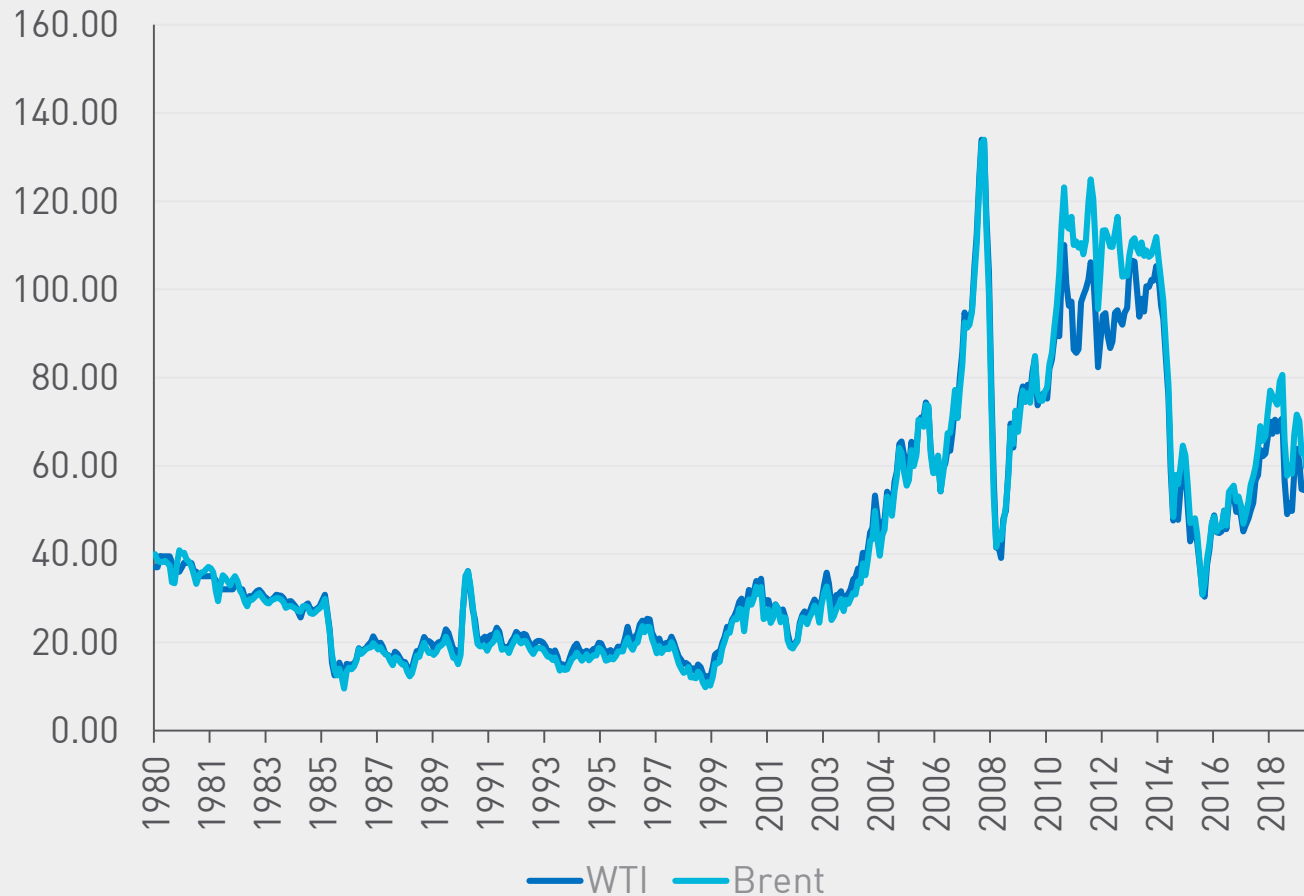
You are cautioned not to place undue reliance on forward looking statements as actual outcomes may differ materially from forward looking statements. Any forward-looking statements, opinions and estimates provided in this presentation necessarily involve uncertainties, assumptions, contingencies and other factors, and unknown risks may arise, many of which are outside the control of the Company. Such statements may cause the actual results or performance of the Company to be materially different from any future results or performance expressed or implied by such forward looking statements. Forward-looking statements including, without limitation, guidance on future plans, are provided as a general guide only and should not be relied upon as an indication or guarantee of future performance. Such forward looking statements speak only as of the date of this presentation.

The information in this presentation is current as at the date on the cover of the presentation and remains subject to change without notice, in particular the Company disclaims any intent or obligation to update publicly any forward-looking statements, whether as a result of new information, future events or results or otherwise.

# FY20 Outlook

The impact of OPEC+ and COVID-19 on oil markets – the oil market has weathered systemic change before

## Crude Oil (US/bbl)



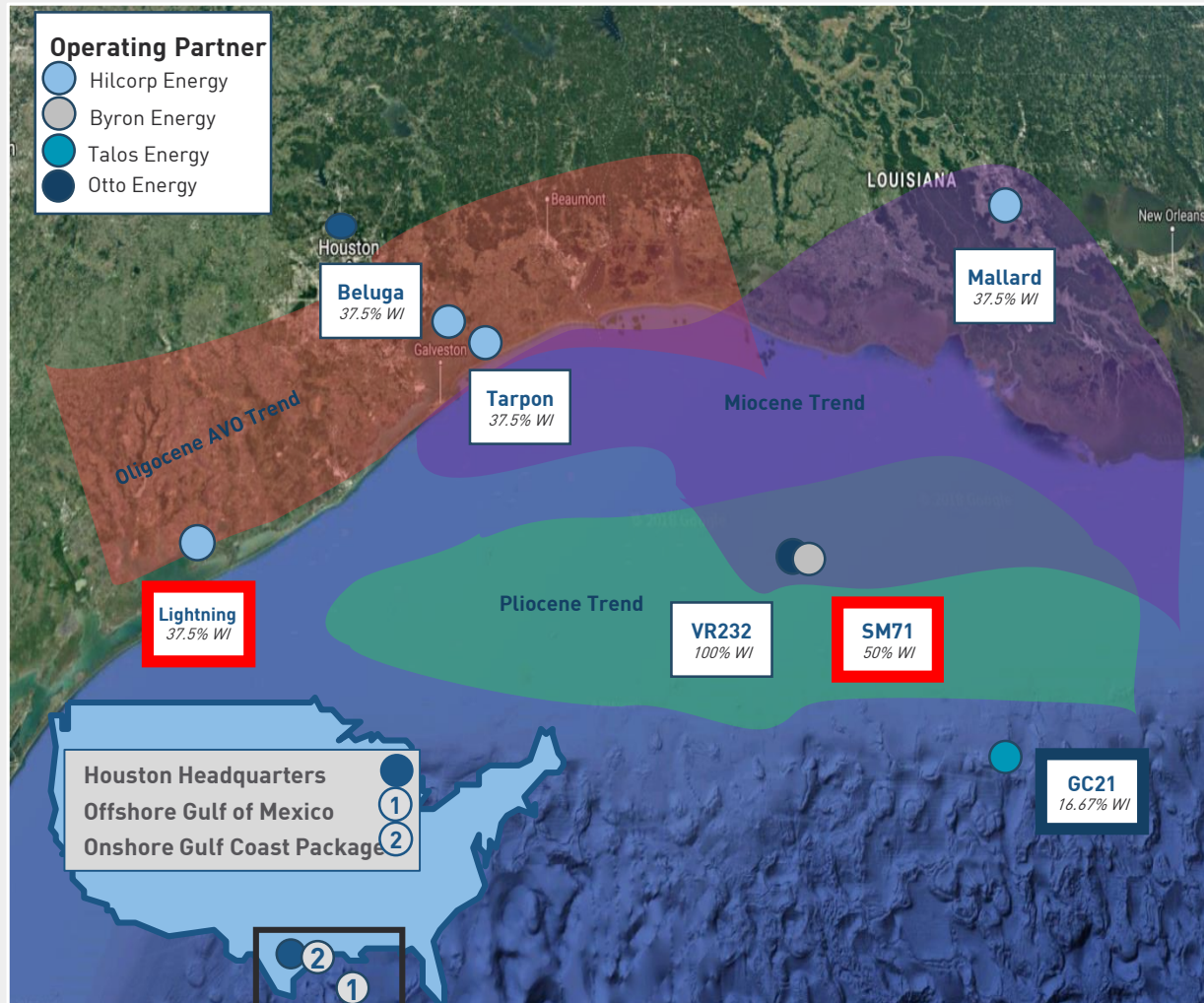
## Recent Events

- Supply side disruption amongst OPEC + reverses over 2.1 mmbbl/day in cuts
- Supply side war emerges amongst key market participants
- Demand side disruption due to COVID-19 impacts by over 2.7 mmbbl/day
- US shale producers are the first to be impacted with major reductions in activity already announced this week
- Conventional projects are amongst the lowest cost projects



# FY20 Outlook

A disciplined approach to investing in oil and gas projects and successfully growing shareholder value



## Otto's strategy

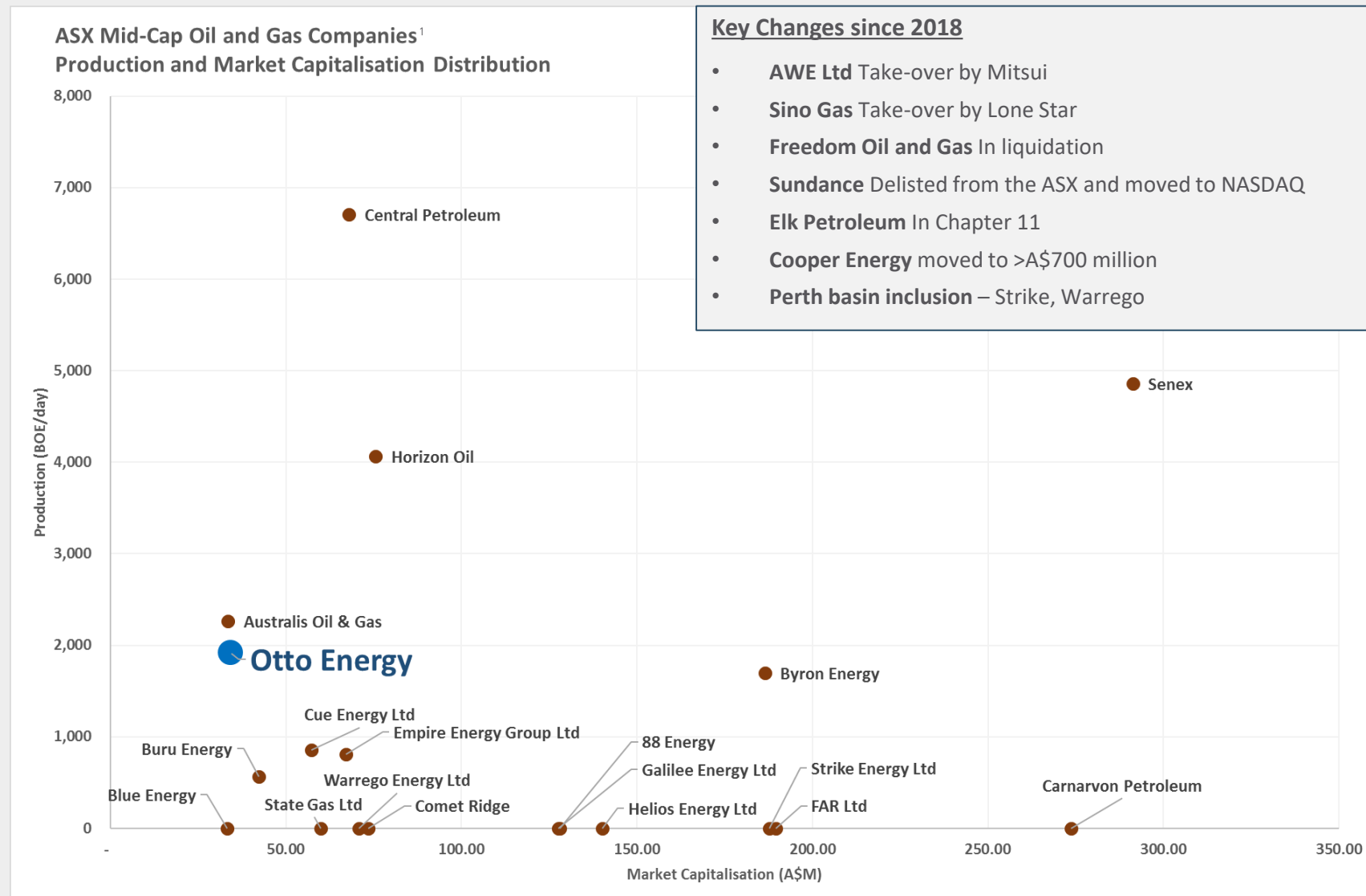
- Current portfolio of production assets to achieve strategic goal of 5,000 boepd by end 2020
- Delivery of 8.9 Mmboe in 2P<sup>1</sup> reserves net to Otto with NPV 10 of ~US\$210m<sup>2</sup> as at 29 October 2019 since embarking on its Gulf of Mexico program (before US corporate tax)
- Sustained cashflow from current projects to be reinvested into:
  - Reinvestment into value accretive production and exploration assets; and/or
  - Future buy-back or dividends to equity holders
- Well-respected Board and Management team with a track record of successfully growing, operating and divesting oil and gas assets globally who understand risk and capital management, and whose incentives are aligned with shareholders.

[1] Per independent reserves audit via Collarini and Associates and Ryder Scott as at 30 June 2019 and 29 October 2019 released to the ASX on 19 September 2019 and 7 November 2019. The Company confirms that it is not aware of any new information or data that materially affects the information included in the relevant market announcements of 19 September 2019 and 7 November 2019 and that all the material assumptions and technical parameters underpinning the estimates in the relevant market announcement continue to apply and have not materially changed. Refer to slides 23-25 for further information on reserves and prospective resources.

[2] Net Present Value at 10% pre-tax (NPV-10) does not purport, nor should it be interpreted, to represent the fair market value of oil and gas properties

# ASX Listed Peer Group

Exposure to production and cashflows is limited in small cap oil and gas companies on ASX

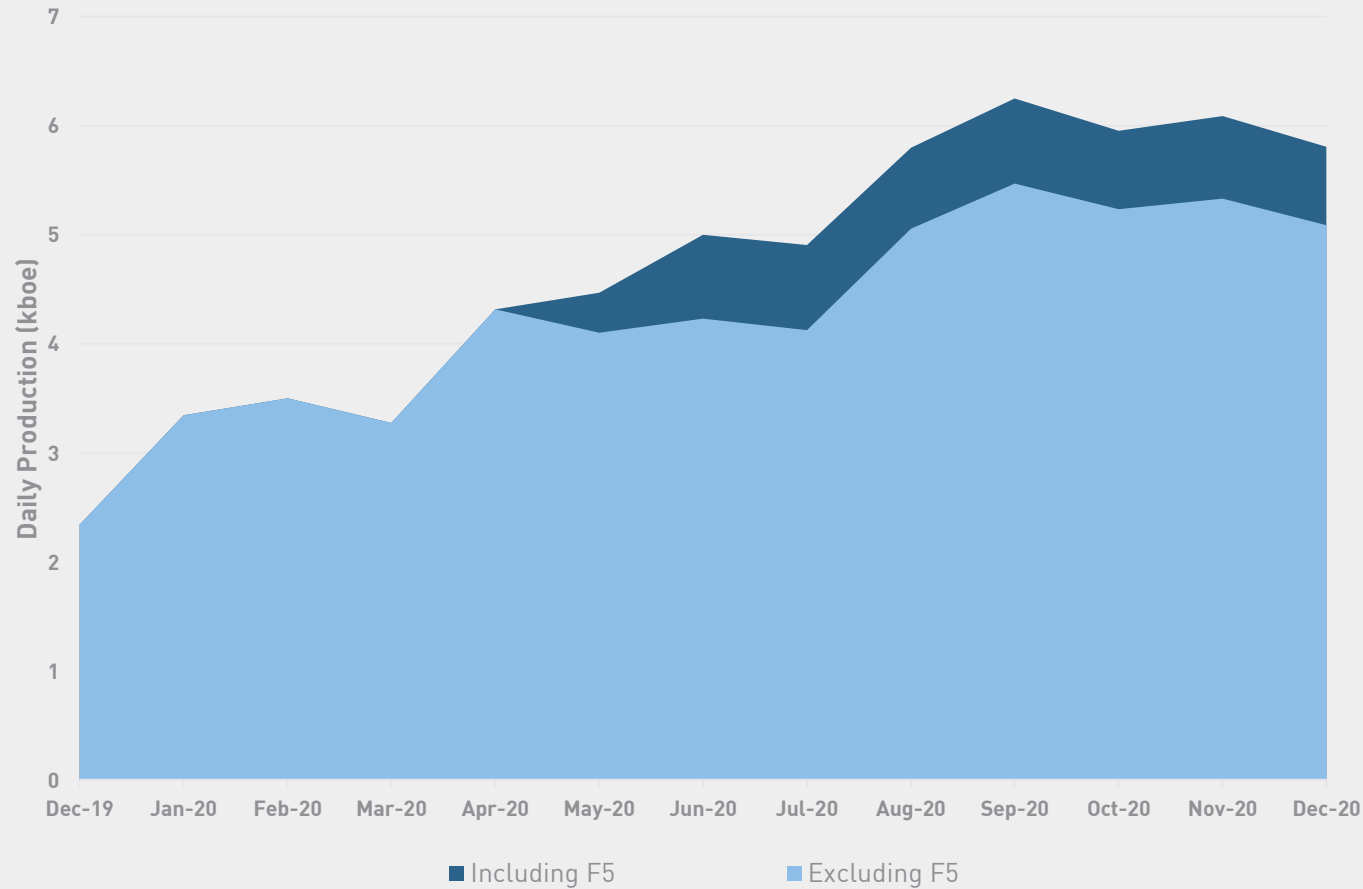


[1] Market capitalisation as at 9 March 2020, all data taken from IRESS  
 [1] Production per day taken from most recent quarterly report (31 December 2019)

# Otto Energy - Investment Exposure to the Gulf of Mexico

ASX-listed, US focused, diversified conventional oil and gas production and exploration business

## Otto Production (2P Forecast)

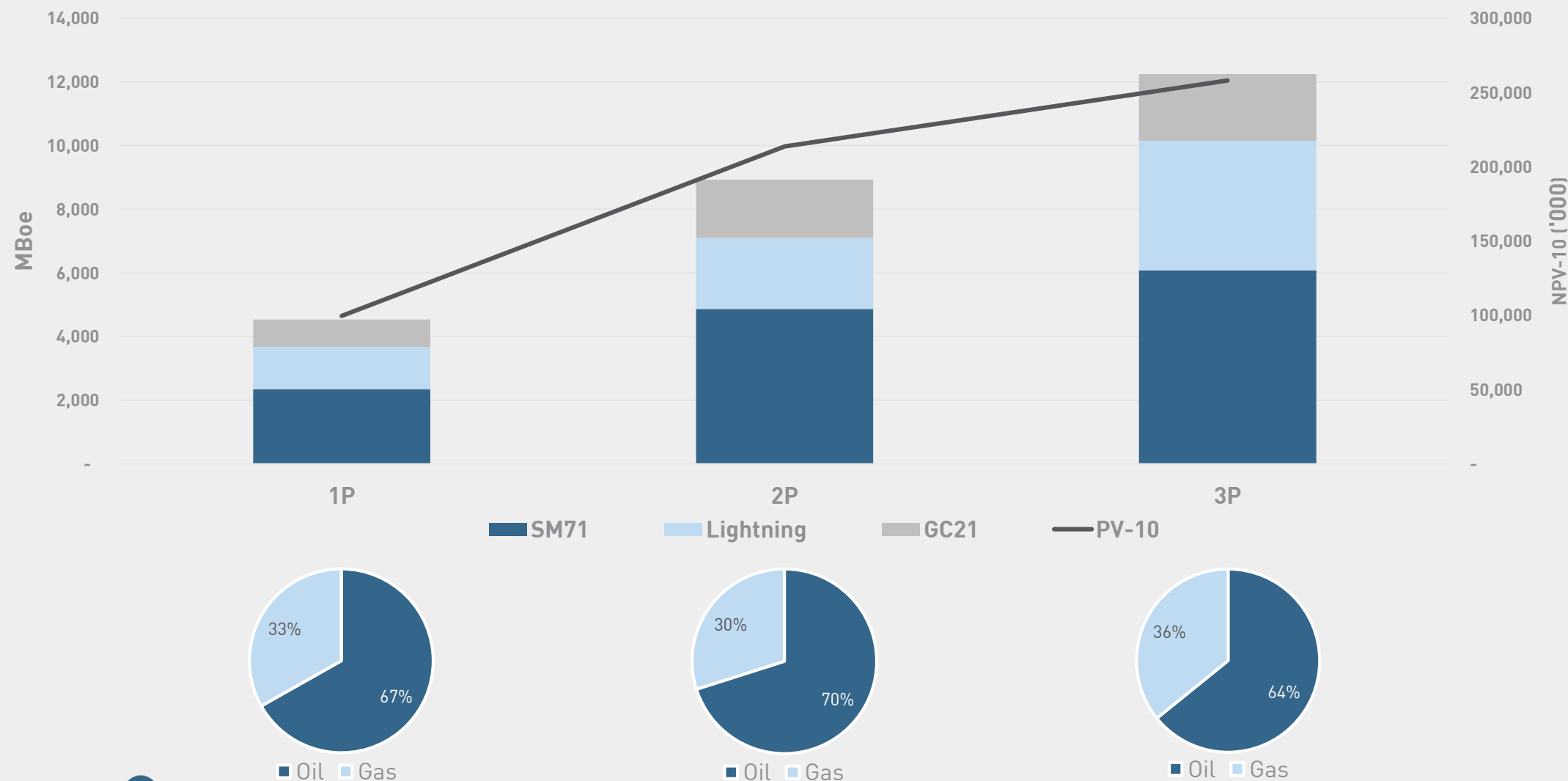


## Otto's activity

- Green #2 production commenced in February 2020
- SM71 F5 development well currently drilling – first production in Q2 CY 2020
- Green Canyon 21 “Bulleit” well in development with first production expected Q3 CY20
- Currently permitting the Beluga exploration well with Hilcorp Energy onshore Texas with drilling expected in Q4 CY20
- Tarpon and Mallard exploration wells with Hilcorp energy expected to be drilled in 2H CY20
- Further development drilling Lightning field undergoing evaluation

# Otto Energy – Reserves at SM 71, Lightning and GC 21 in the Gulf of Mexico

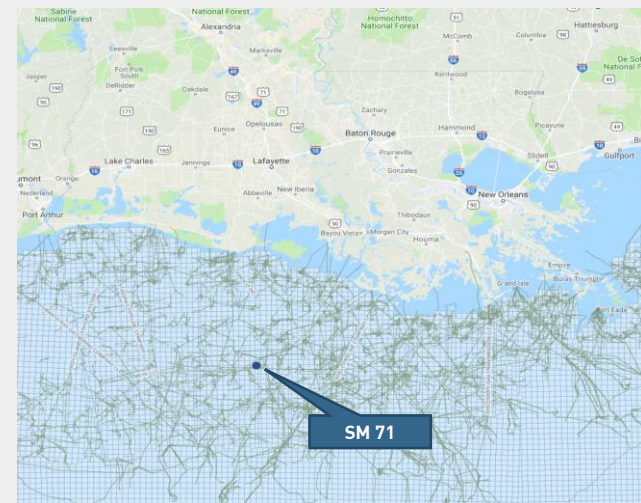
Otto reserves have NPV10 value of US\$ 213 MM at the 2P level net to Otto delivered from the active drilling program



# Production - South Marsh Island 71, offshore Gulf of Mexico

Oil and gas revenue provides strong cashflow foundation for growth

South Marsh Island 71																				
Joint Venture	Otto Energy 50.0% Byron Energy (operator) 50.0%																			
Fiscal Terms	Federal Royalty 18.75% Held by production licence																			
Location	Offshore Federal OCS, 40 meters water depth (131 feet)																			
Geology	Pleistocene to Pliocene age sands ranging in depth from 5,000 feet to 8,800 feet Total Vertical Depth (“TVD”). Productive from discrete hydrocarbon-bearing sandstone reservoirs which are primarily trapped in three-way structural closures bound either by salt or stratigraphic thinning, on their updip edge.																			
Drilling	<table><tr><th>Well</th><th>Drilled</th><th>Reservoir</th><th>Depth (MD)</th></tr><tr><td>F1</td><td>April 2016</td><td>D5</td><td>7,477 feet</td></tr><tr><td>F2</td><td>Nov 2017</td><td>B55</td><td>7,700 feet</td></tr><tr><td>F3</td><td>Jan 2018</td><td>D5</td><td>7,717 feet</td></tr></table>				Well	Drilled	Reservoir	Depth (MD)	F1	April 2016	D5	7,477 feet	F2	Nov 2017	B55	7,700 feet	F3	Jan 2018	D5	7,717 feet
Well	Drilled	Reservoir	Depth (MD)																	
F1	April 2016	D5	7,477 feet																	
F2	Nov 2017	B55	7,700 feet																	
F3	Jan 2018	D5	7,717 feet																	
Production (gross)	Current 2,900 bopd plus 1.6 MMscf/d Cumulative 2.0 MMbbl and 2.9 Bcf (through 31 Dec 2019)																			
Net Reserves <sup>(1)</sup>	<b>1P</b> 2.34 MMBoe <b>2P</b> 4.87 MMboe <b>3P</b> 6.08 MMboe																			
Facilities	F Platform, owned by joint venture Capacity for up to 6 production wells and 5,000 bopd																			
Development	F-5 well spud in March 2020 and is currently underway																			



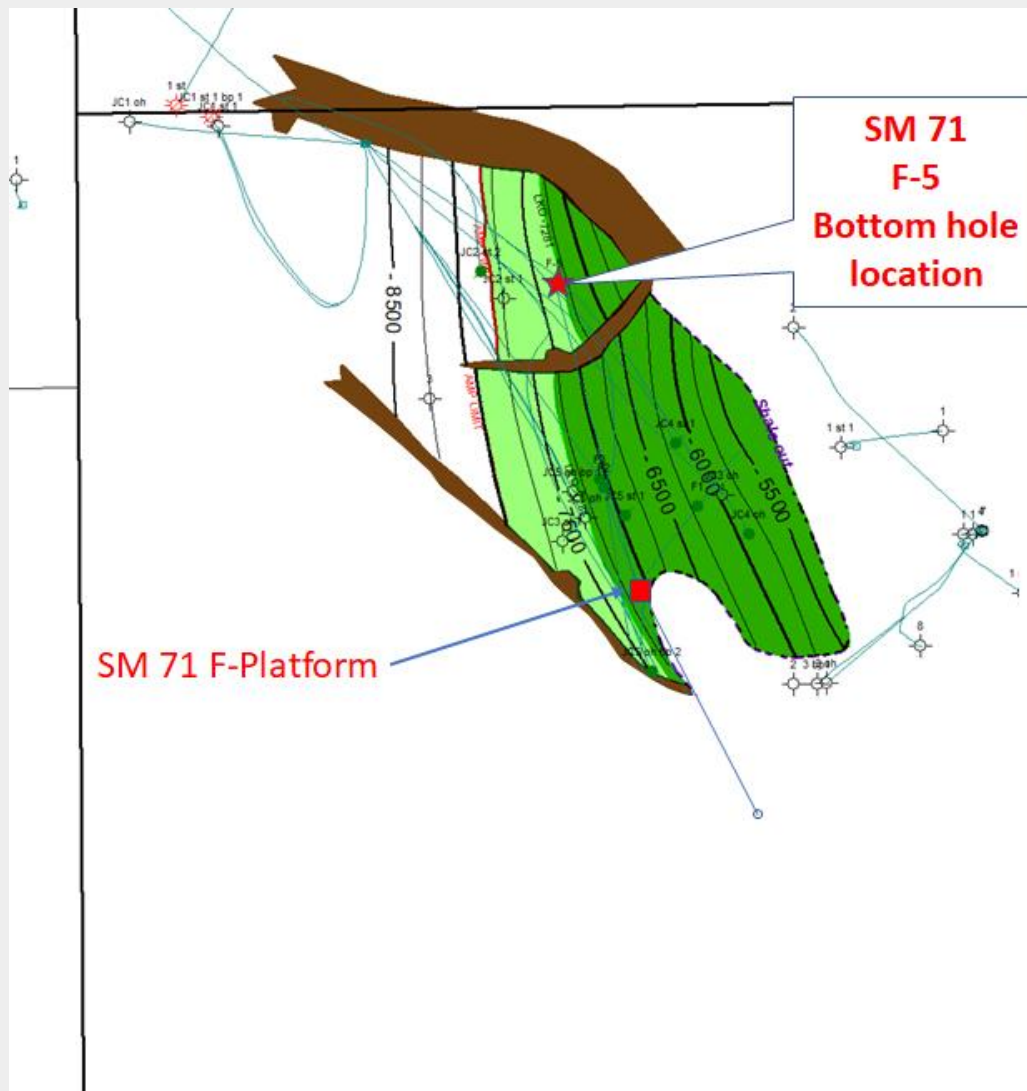
SM 71 F Production Platform (Gulf of Mexico)

[1] Per Collarini independent reserves estimation 30 June 2019. Refer to slides 23-25 for further information on reserves and prospective resources.



# Production - South Marsh Island 71, offshore Gulf of Mexico

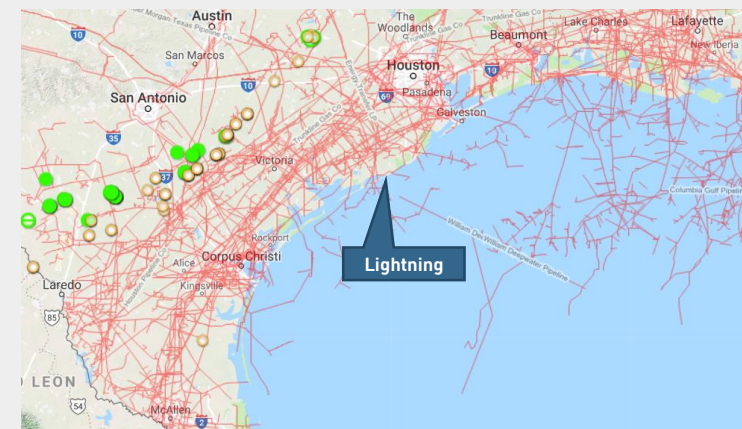
Drilling of the F5 well is underway



# Production - Lightning, onshore Texas Gulf Coast

First discovery under Gulf Coast Drilling program – 2<sup>nd</sup> development well in progress to increase production

Lightning Discovery				
Joint Venture	Otto Energy		37.5%	
	Hilcorp Energy (operator)		62.5%	
Fiscal Terms	Landowner Royalty		24.9%	
	Held by production licence			
Location	Onshore Matagorda County, Texas			
Geology	Slope channel/fan setting within Oligocene (Tex Miss). Overlaying production from the shallower Miocene levels dates back to the early 1930's. Recent modern 3D seismic has yielded discoveries that prove working analogues in the slope channel/fan setting at Baer Franklin in the deeper Oligocene setting.			
Drilling	<b>Well</b>	<b>Drilled</b>	<b>Reservoir</b>	<b>Depth (MD)</b>
	Green #1	Feb 2019	Tex Miss (Oligocene)	15,218 feet
	Green #2	Oct 2019	Tex Miss (2/3)	15,121 feet
Production (gross)	Current	~26 MMscf/day and ~800 bopd condensate		
Net Reserves <sup>(1)</sup>	<b>1P</b> 1.32 MMBoe	<b>2P</b> 2.23 MMboe	<b>3P</b> 4.07 MMboe	
Facilities	Surface facilities to handle gas/condensate production, tie in to nearby gas export pipeline completed in Q2 2019			
Development	Development well (Green #2) commenced production in February 2020 Further field evaluation ongoing			



Lightning location map, showing gas pipeline infrastructure

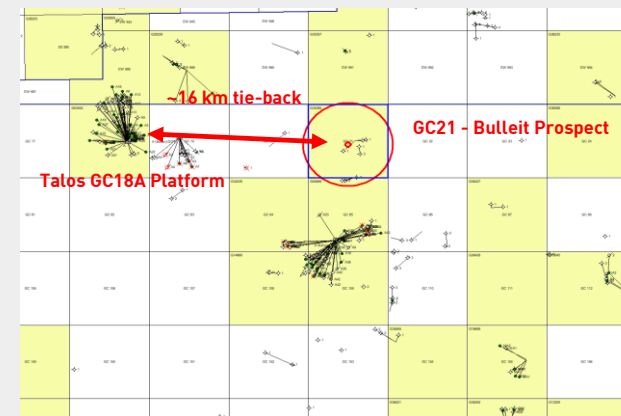
[1] Per Ryder Scott independent reserves estimation 30 June 2019. Refer to slides 23-25 for further information on reserves and prospective resources.

# Discovery – Green Canyon 21 “Bulleit”, offshore Gulf of Mexico

Two target discovery with Talos Energy – wellbore suspended for completion in mid CY20

## Green Canyon 21 “Bulleit” Prospect

Joint Venture	Otto Energy	16.67%
	Talos Energy (operator)	50.00%
	Enven Energy Ventures LLC	33.33%
Fiscal Terms	Federal Royalty	18.75%
	Primary term exploration lease	
Location	Offshore Federal OCS, 370 meters water depth (1,200 feet)	
Geology	Bulleit is an amplitude-supported Pliocene prospect with similar seismic attributes to the analogous sand section in Talos’s Green Canyon 18 field, which has produced approximately 39 MMboe to date.	
Drilling	<b>Well</b>	<b>Drilled</b>
	Bulleit	May-Aug 2019
	<b>Reservoir</b>	Pliocene
	<b>Depth</b>	15,675’ (MD)/13,828’ (TVD)
Production	Talos intends to complete the well as a subsea tieback in mid2020 with first production expected in late Q3 CY2020	
Discovery	Approx. net 140 ft TVD oil pay encountered in DTR-10 interval Approx. net 110 ft TVD oil pay encountered in MP interval	
Facilities	Talos will complete well as a subsea tieback to the Talos operated GC 18A Platform.	
Net Reserves <sup>(1)</sup>	Maiden pre-production reserves announced to the ASX on 7 Nov 2019 <b>1P</b> 0.86 MMboe <b>2P</b> 1.83 MMboe <b>3P</b> 2.09 MMboe	



Green Canyon 21 proximity to Green Canyon 18A platform

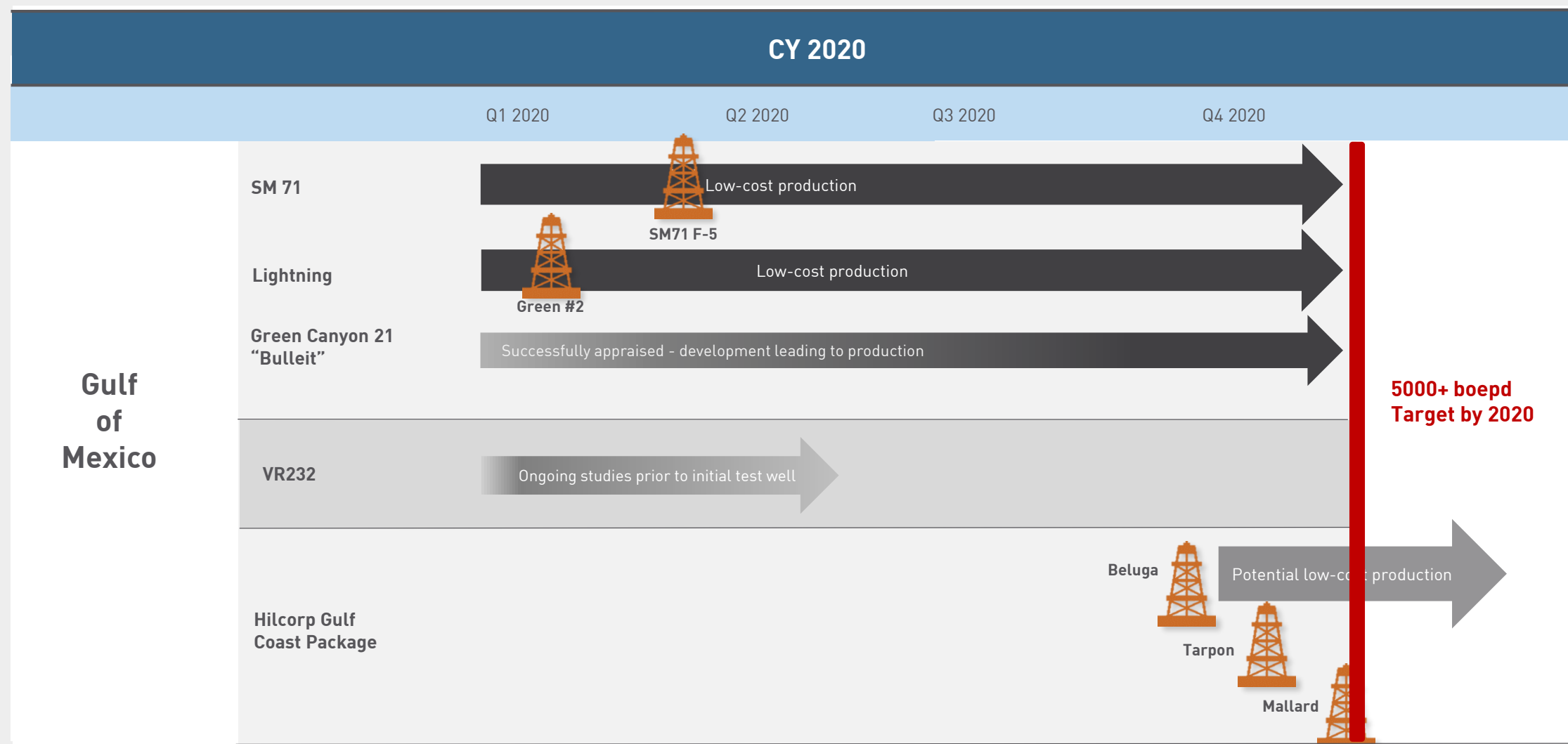


Green Canyon 18A Production Facility

[1] Per Ryder Scott independent reserves estimation 29 Oct 2019. Refer to slides 23-25 for further information on reserves and prospective resources.

# Pipeline of Opportunities

Otto has assembled an exciting pipeline of upcoming activities as a result of its non-operating partnership strategy





# Appendix



# Otto Energy – Reserves at SM 71, Lightning and GC 21 in the Gulf of Mexico

Otto reserves have NPV10 value of US\$ 213 m at the 2P level net to Otto delivered from the active drilling program

Total	Gross (100%)			Otto Net			NPV 10 US\$ MM*
	Oil (Mbbl)	Gas (MMscf)	MBoe	Oil (Mbbl)	Gas (MMscf)	MBoe	Otto Share
Proved Producing	3,219	12,599	5,318	1,271	3,910	1,923	52,808
Proved Behind Pipe	682	3,765	1,310	265	1,118	452	5,446
Proved Undeveloped	7,508	16,360	3,779	1,490	3,991	2,156	41,339
<b>Proven (1P)</b>	<b>11,409</b>	<b>32,724</b>	<b>10,407</b>	<b>3,027</b>	<b>9,019</b>	<b>4,531</b>	<b>99,593</b>
Probable	12,217	26,576	9,398	3,234	7,001	4,401	114,069
<b>Proven Plus Probable (2P)</b>	<b>23,626</b>	<b>59,300</b>	<b>33,509</b>	<b>6,260</b>	<b>16,021</b>	<b>8,930</b>	<b>213,662</b>
Possible	3,664	34,468	9,409	1,599	10,306	3,316	44,441
<b>Proven Plus Probable Plus Possible (3P)</b>	<b>27,290</b>	<b>93,768</b>	<b>42,918</b>	<b>7,859</b>	<b>26,326</b>	<b>12,247</b>	<b>258,103</b>

\* Before US Corporate Tax

Note: Above table summarises the net present worth of Otto's reserves in SM71, Lightning and GC21 as at 1 July 2019 and has been adjusted for GC21 . The NPV 10 has been calculated by Collarini and Associates for SM 71 and Ryder Scott for Lightning and GC 21 using pricing assumptions provided by Otto Energy

# Corporate Snapshot (ASX:OEL)

## CAPITAL STRUCTURE

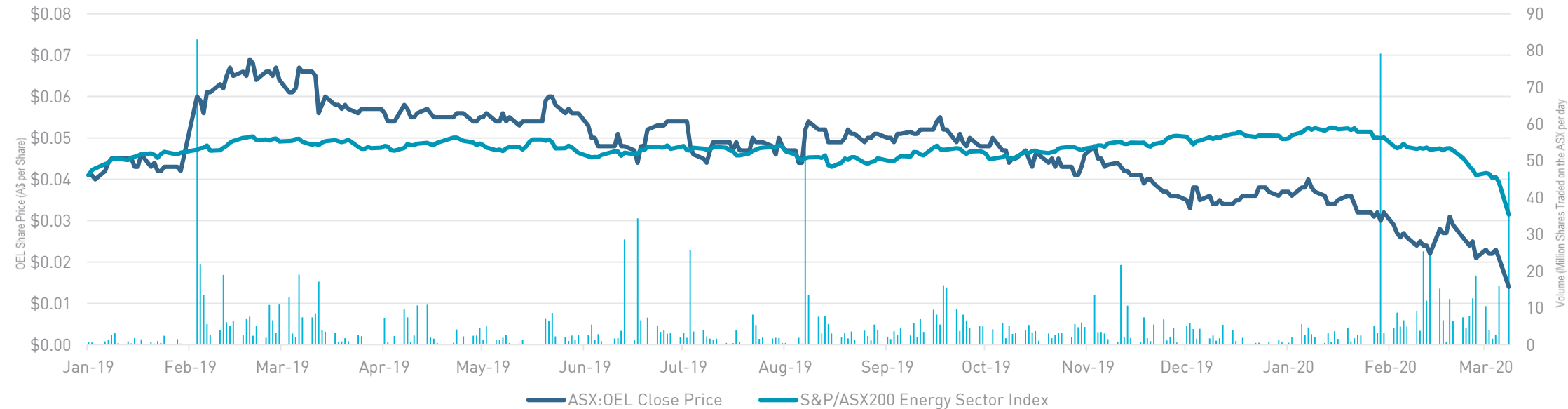
Fully paid ordinary shares	<b>2.460b</b>
Performance Rights	<b>36.6m</b>
Unlisted Options	<b>42.5m</b>
Market capitalisation <sup>1</sup>	<b>A\$34.4m</b>

## FUNDING POSITION

Cash (31 Dec 2019)	<b>US\$25.7m</b>
Debt - Commitment - Currently Drawn (31 Dec 2019)	<b>\$55m \$22m</b>

## SHAREHOLDERS

Perennial Value Management	<b>14.9%</b>
Molton Holdings	<b>12.4%</b>
AMP	<b>5.0%</b>
Directors & Management	<b>2.9%</b>



[1] As at 9 March (undiluted at 1.4 cents per share)

# Otto Energy Gulf of Mexico Area Key Projects<sup>1</sup>

Strong cashflow base to fund growth from oil and gas sales at SM 71 and Lightning

Metric	SM 71	Lightning	Gulf Coast	Green Canyon 21	VR 232
Type	JV	JV	JV	JV	JV
Ownership Structure	50% WI	37.5% WI	37.5% WI (50% of Cost <sup>2</sup> )	16.67% WI	100% WI
NRI	40.625%	28.50%	28.50%	13.336%	81.25%
Status	Production	Production	Exploration	Development	Exploration
Onshore/Offshore	Offshore	Onshore	Onshore	Offshore	Offshore
Operator	Byron Energy (50% WI)	Hilcorp (62.5% WI)	Hilcorp (62.5% WI)	Talos Energy (50% WI)	Otto Energy
Comments	3 Wells Generating ~US\$2 Mil. Op Net Cashflow per month and F5 currently drilling	Steady state oil and gas production. 2 <sup>nd</sup> dev well , Green #2, started up	3-4 wells remaining depending on permitting and approvals	Commercial oil discovery. Talos to complete well first oil Q3 2020	Block adjacent to SM 71



# Board of Directors



**Ian Boserio**  
**Non-Executive Chairman**  
**BSc (Hons)**

Executive Technical Director of Pathfinder Energy Pty Ltd. Former executive positions with Shell & Woodside in international exploration roles.



**John Jetter**  
**Non-Executive Director**  
**LLB, BEc INSEAD**

Former MD/CEO J.P. Morgan Germany. Non-Executive Director of Venture Minerals and Peak Resources Ltd.



**Paul Senyica**  
**Non-Executive Director**  
**BSc (Hons), MAppSc**

International oil & gas experience gained over 35 years. Specific focus on Australia, USA, South East Asia & Africa. Previous roles at Beach, Woodside Energy and Shell International.



**Matthew Allen**  
**Managing Director & CEO**  
**BBus, FCA, FFin, GAICD**

Global exposure to the upstream oil and gas industry with over 18 years experience in Asia, Africa, USA, Australia and Middle East. Previous senior roles with Woodside over an 8 year period.



**Kevin Small**  
**Executive Director &**  
**Senior Geophysicist**  
**BSc (Geophysical Engineering)**

Extensive Gulf of Mexico exploration experience with Blue Streak Exploration, Westport Oil and Gas Company, Superior Oil Company and McMoran Oil and Gas.

# Management Team



**Matthew Allen**  
**Managing Director & CEO**  
**BBus, FCA, FFin, GAICD**

Global exposure to the upstream oil and gas industry with over 18 years experience in Asia, Africa, USA, Australia and Middle East. Previous senior roles with Woodside over an 8 year period.



**Sergio Castro**  
**Chief Financial Officer**  
**Bbus, CPA, CFE**

Extensive oil and gas experience with Contango Oil and Gas Company. Accounting experience with Arthur Andersen.



**Philip Trajanovich**  
**Senior Commercial Manager**  
**B.Com (First Class Honours)**

Global experience as a commercial manager working with Aurora Oil & Gas, ConocoPhillips and Woodside. Extensive international and US experience in all facets of upstream oil and gas operations and commercial structures.



**Will Armstrong**  
**Vice President, Exploration and New Business**  
**B.S Geology, M.S. Geology (Geophysics and Hydrogeology)**

Over 30 year's experience working the Gulf Coast and Gulf of Mexico as an explorer both as a prospect generator and prospect screener. Previous roles with Tri-C, Newfield, CL&F, Westport, Petroquest and Tenneco Oil Company based in Houston and Lafayette.



**Mark Sunwall**  
**Senior Exploration Consultant**  
**B.S Geology, M.S. Geology**

Successful 40+ year career with onshore Gulf Coast and Gulf of Mexico major and independent operators. Mark has worked with Aurora Oil & Gas, Woodside and Texaco.



**Mike Smith**  
**Chief Geologist**  
**B.S. Geology**

Extensive Gulf of Mexico and Gulf Coast exploration experience with Marlin Energy, Ocean Energy, and CNG Producing

# December Quarter FY20 Highlights

Otto continues to build towards the strategic objective of 5,000 boepd by the end of CY 2020

## Oil and Gas Sales

- WI Share of hydrocarbon sales equate to 1912 boepd, a 27% decrease over prior quarter
- WI share ~131,002 bbls oil, 238,092 Mscf gas, and 5,265 bbls NGLs

## Sales Proceeds

- US\$7.9 m in proceeds net of royalties relating to September, October and November 2019 production
- A 16% increase in sales revenue over the prior quarter

## Corporate

- Closing cash balance of US\$25.7m (A\$38.3m)
- During the quarter, finalization of US\$55m finance facility to fund developments

## Production

- Production of 1224 MMscf/d in raw gas and 98 bbl/d in condensate (WI share) from Lightning and 1383 bbl/d oil and 1.4 MMscf/d gas (WI share) from SM 71
- Maiden reserves reported at GC21

## Subsequent Events

- Green #2 development well at Lightning commenced production subsequent to end of the quarter

# Glossary

Abbreviation	Expanded Term	Definition
GoM	Gulf of Mexico	
MMboe / mboe	Million barrels of oil equivalent/ thousand	
MMscfpd	Million standard cubic feet per day (gas)	
Bopd/boepd	Barrels of oil (equivalent) per day	
TD	Total Depth	The depth of the bottom of the well
MD	Measured Depth	The total length of the wellbore measured along the actual well path
TVD	True Vertical Depth	The vertical distance from a point in the well (usually the current or final depth) to a point at the surface, usually the elevation of the rotary kelly bushing (RKB)
TVT	True Vertical Thickness	The thickness of a bed or rock body in a well measured in the vertical direction at a point
boe	Barrels of oil equivalent	1 mcf of natural gas contains ~1/6 of the energy of a barrel of oil; Calculated equivalent of a barrel of oil's energy from liquids and gas
WI	Working Interest	an interest in an oil and gas lease that gives the owner of the interest the right to drill and produce oil and gas on the leased acreage. It requires the owner to pay a share of the costs of drilling and production operations.
NRI	Net Revenue Interest	the total revenue interest that an entity owns in a particular oil or gas production unit, such as a lease, well, or drilling unit.



# Competent Persons and Cautionary Statements

## Competent Persons Statement

The information in this report that relates to oil and gas reserves and resources at SM 71 was compiled by technical employees of independent consultants Collarini and Associates, under the supervision of Mr Mitch Reece BSc PE. Mr Reece is the President of Collarini and Associates and is a registered professional engineer in the State of Texas and a member of the Society of Petroleum Evaluation Engineers (SPEE), Society of Petroleum Engineers (SPE), and American Petroleum Institute (API). The reserves and resources included in this report have been prepared using definitions and guidelines consistent with the 2007 Society of Petroleum Engineers (SPE)/World Petroleum Council (WPC)/American Association of Petroleum Geologists (AAPG)/Society of Petroleum Evaluation Engineers (SPEE) Petroleum Resources Management System (PRMS). The reserves and resources information reported in this Statement are based on, and fairly represents, information and supporting documentation prepared by, or under the supervision of, Mr Reece. Mr Reece is qualified in accordance with the requirements of ASX Listing Rule 5.41 and consents to the inclusion of the information in this report of the matters based on this information in the form and context in which it appears.

The information in this report that relates to oil and gas reserves and resources at the Lightning Field was compiled by technical employees of independent consultants Ryder Scott Company, under the supervision of Mr. Ali Porbandarwala PE. Mr. Porbandarwala is a Senior Vice President at Ryder Scott Company and is a registered professional engineer in the State of Texas and a member of the Society of Petroleum Engineers (SPE). He has a B.S. Chemical Engineering from the University of Kansas and an MBA from the University of Texas. The reserves included in this report have been prepared using definitions and guidelines consistent with the 2007 Society of Petroleum Engineers (SPE)/World Petroleum Council (WPC)/American Association of Petroleum Geologists (AAPG)/Society of Petroleum Evaluation Engineers (SPEE) Petroleum Resources Management System (PRMS). The reserves information reported in this Statement are based on, and fairly represents, information and supporting documentation prepared by, or under the supervision of Mr. Porbandarwala. Mr. Porbandarwala is qualified in accordance with the requirements of ASX Listing Rule 5.41 and consents to the inclusion of the information in this report of the matters based on this information in the form and context in which it appears.

The information in this report that relates to oil and gas prospective resources in relation to the Gulf Coast Package (Mustang, Beluga, Oil Lake, Tarpon and Mallard) in the Gulf of Mexico was compiled by technical employees of Hilcorp Energy Company, the Operator of the Gulf Coast Package, and subsequently reviewed by Mr Ed Buckle B.S. Chemical Engineering (Magna Cum Laude) who has consented to the inclusion of such information in this report in the form and context in which it appears.

The information in this report that relates to oil and gas reserves and resources at the Green Canyon 21 Field was compiled by technical employees of independent consultants Ryder Scott Company, under the supervision of Mr. Ali Porbandarwala PE. Mr. Porbandarwala is a Senior Vice President at Ryder Scott Company and is a registered professional engineer in the State of Texas and a member of the Society of Petroleum Engineers (SPE). He has a B.S. Chemical Engineering from the University of Kansas and an MBA from the University of Texas. The reserves included in this report have been prepared using definitions and guidelines consistent with the 2007 Society of Petroleum Engineers (SPE)/World Petroleum Council (WPC)/American Association of Petroleum Geologists (AAPG)/Society of Petroleum Evaluation Engineers (SPEE) Petroleum Resources Management System (PRMS). The reserves information reported in this Statement are based on, and fairly represents, information and supporting documentation prepared by, or under the supervision of Mr. Porbandarwala. Mr. Porbandarwala is qualified in accordance with the requirements of ASX Listing Rule 5.41 and consents to the inclusion of the information in this report of the matters based on this information in the form and context in which it appears.

Mr Buckle is a full-time contractor of the Company, with more than 30 years relevant experience in the petroleum industry and is a member of The Society of Petroleum Engineers (SPE). The resources included in this report have been prepared using definitions and guidelines consistent with the 2007 Society of Petroleum Engineers (SPE)/World Petroleum Council (WPC)/American Association of Petroleum Geologists (AAPG)/ Society of Petroleum Evaluation Engineers (SPEE) Petroleum Resources Management System (PRMS). The resources information included in this report are based on, and fairly represents, information and supporting documentation reviewed by Mr Buckle. Mr Buckle is qualified in accordance with the requirements of ASX Listing Rule 5.41 and consents to the inclusion of the information in this report of the matters based on this information in the form and context in which it appears.

# Competent Persons and Cautionary Statements

## Reserves cautionary statement

Oil and gas reserves and resource estimates are expressions of judgment based on knowledge, experience and industry practice. Estimates that were valid when originally calculated may alter significantly when new information or techniques become available. Additionally, by their very nature, reserve and resource estimates are imprecise and depend to some extent on interpretations, which may prove to be inaccurate. As further information becomes available through additional drilling and analysis, the estimates are likely to change. This may result in alterations to development and production plans which may, in turn, adversely impact the Company's operations. Reserves estimates and estimates of future net revenues are, by nature, forward looking statements and subject to the same risks as other forward looking estimates.

## Prospective Resources Cautionary Statement

The estimated quantities of petroleum that may potentially be recovered by the application of future development projects relate to undiscovered accumulations. These estimates have both an associated risk of discovery and a risk of development. Further appraisal and evaluation is required to determine the existence of a significant quantity of potentially moveable hydrocarbons.

## Reserves and Resources Governance

Otto's reserves estimates are compiled annually. The operator of SM 71, Byron Energy, engages Collarini and Associates, a qualified external petroleum engineering consultant, to conduct an independent assessment of the SM 71 reserves on behalf of the joint venture. Collarini and Associates is an independent petroleum engineering consulting firm that has been providing petroleum consulting services in the USA for more than fifteen years. Collarini and Associates does not have any financial interest or own any shares in the Company. The fees paid to Collarini and Associates are not contingent on the reserves outcome of the reserves report.

Otto engages Ryder Scott Company, a qualified external petroleum engineering consultant, to conduct an independent assessment of the Lightning Field reserves on behalf of Otto. Ryder Scott Company is an independent petroleum engineering consulting firm that has been providing petroleum consulting services in the USA for more than fifty years. Ryder Scott Company does not have any financial interest or own any shares in the Company. The fees paid to Ryder Scott Company are not contingent on the reserves outcome of the reserves report.

# Reserves and Resources Reporting Notes

## Pricing Assumptions

Oil price assumptions used in the independent report represent forward prices (CME Nymex) as at 28 June 2019.

## ASX Reserves and Resources Reporting Notes

- i. The reserves and prospective resources information in this document is effective as at 30 June, 2019 (SM 71 and Lightning) and 29 October 2019 (GC 21) (Listing Rule (LR) 5.25.1)
- ii. The reserves and prospective resources information in this document has been estimated and is classified in accordance with SPE-PRMS (Society of Petroleum Engineers - Petroleum Resources Management System) (LR 5.25.2)
- iii. The reserves and prospective resources information in this document is reported according to the Company's economic interest in each of the reserves and prospective resource net of royalties (LR 5.25.5)
- iv. The reserves and prospective resources information in this document has been estimated and prepared using the probabilistic method (LR 5.25.6)
- v. The reserves and prospective resources information in this document has been estimated using a ratio of 6,000 cubic feet of natural gas to one barrel of oil. This conversion ratio is based on an energy equivalency conversion method and does not represent value equivalency (LR 5.25.7)
- vi. The reserves and prospective resources information in this document has been estimated on the basis that products are sold on the spot market with delivery at the sales point on the production facilities (LR 5.26.5)
- vii. The method of aggregation used in calculating estimated reserves was the arithmetic summation by category of reserves. As a result of the arithmetic aggregation of the field totals, the aggregate 1P may be a very conservative estimate and the aggregate 3P may be a very optimistic estimate due to the portfolio effects of arithmetic summation (LR 5.26.7 & 5.26.8)
- viii. Prospective resources are reported on a best estimate basis (LR 5.28.1)
- ix. For prospective resources, the estimated quantities of petroleum that may potentially be recovered by the application of a future development project(s) relate to undiscovered accumulations. These estimates have both an associated risk of discovery and a risk of development. Further exploration, appraisal and evaluation is required to determine the existence of a significant quantity of potentially moveable hydrocarbons (LR 5.28.2)
- x. The reserve numbers assume some investment over the life of the field outlined above.

## Glossary

Bbl = barrels  
bcf = billion cubic feet  
Bcfe = billion cubic feet equivalent  
boe = barrels of oil equivalent  
Bopd = barrels of oil per day  
Btu = British Thermal Units  
EUR = Economic Ultimate Recovery

Mcfg = thousand cubic of gas  
Mcfgpd = thousand cubic feet of gas per day  
MMcf = million cubic feet  
MBL = thousand barrels of oil  
MMBL = million barrels of oil  
Mboe = thousand barrels of oil equivalent  
MMboe = million barrels of oil equivalent  
MCF = thousand cubic feet  
mmbtu = million British Thermal Units

**Address**

32 Delhi Street  
West Perth WA 6005  
Australia

1200 Smith Street Suite 1080  
Houston TX 77002  
United States of America

**Contact Info**

Email: [info@ottoenergy.com](mailto:info@ottoenergy.com)  
Web: [www.ottoenergy.com](http://www.ottoenergy.com)

**Telephone**

+ 61 2 4017 1257  
+1 713 893 8894

