

QUARTERLY REPORT FOR THE PERIOD ENDING 31 MARCH 2024

TechGen Metals Limited (“TechGen” or the “Company”) is pleased to provide an update on exploration activities completed during the quarter ending 31 March 2024 (“Quarter”).

HIGHLIGHTS

- **Progressing the Ida Valley Lithium Project (WA):**
 - All approvals received for maiden lithium drilling program which commenced in April 2024.
 - Drill lines cleared at the Central and Northwest priority 1 lithium target areas.
 - Collection of further pegmatite rock chip samples continued stepping out from previously sampled areas.
- **John Bull Gold Project (NSW):**
 - Permits for Stage 3 gold drilling program have been received.
- **Joint Ventures:**
 - IGO Limited continues planning for the upcoming field season at the North Nifty Project in the Paterson Orogen.
- **Strategic:**
 - Ongoing evaluation of strategic growth prospects.
 - Prioritising portfolio consolidation to maximise returns on key projects with withdrawal from the Earraheedy Project completed in January 2024.
 - Well capitalised following receipt of funds from Tranche 2 of the placement. Dedication to fiscal responsibility and the enhancement of shareholder value.

Ashley Hood, Managing Director, commented:

“Our positive progress at the Ida Valley Lithium Project in WA remains ongoing, with all approvals in place and drilling completed in April. Likewise, our John Bull Gold Project in NSW is moving forward with permits secured for the Stage 3 drilling program. In addition, our partnership with IGO Limited is driving advancements at our North Nifty Project in the Paterson Orogen. We hope to deliver some near-term value catalysts from these multi commodity projects.

To maximise returns, we've streamlined our portfolio, exiting the Earraheedy Project. With strong capitalisation from our successful placement's second tranche, we express gratitude to existing shareholders and welcome new additions to our register. Our commitment to fiscal responsibility and enhancing shareholder value remains at the forefront as we forge ahead.”

COMPANY PROJECTS

Yilgarn Craton Projects, WA

The Archean-age Yilgarn Craton is Australia's premier gold and nickel province and is located in the southern half of Western Australia. The Craton consists of oval shaped areas of granite rocks fringed by arcuate greenstone belts and has been divided into a number of geological terranes which are separated by significant regional scale faults. The Company considers the Ida Valley Project to be prospective for lithium and gold mineralisation and the El Donna Project to be prospective for gold mineralisation.

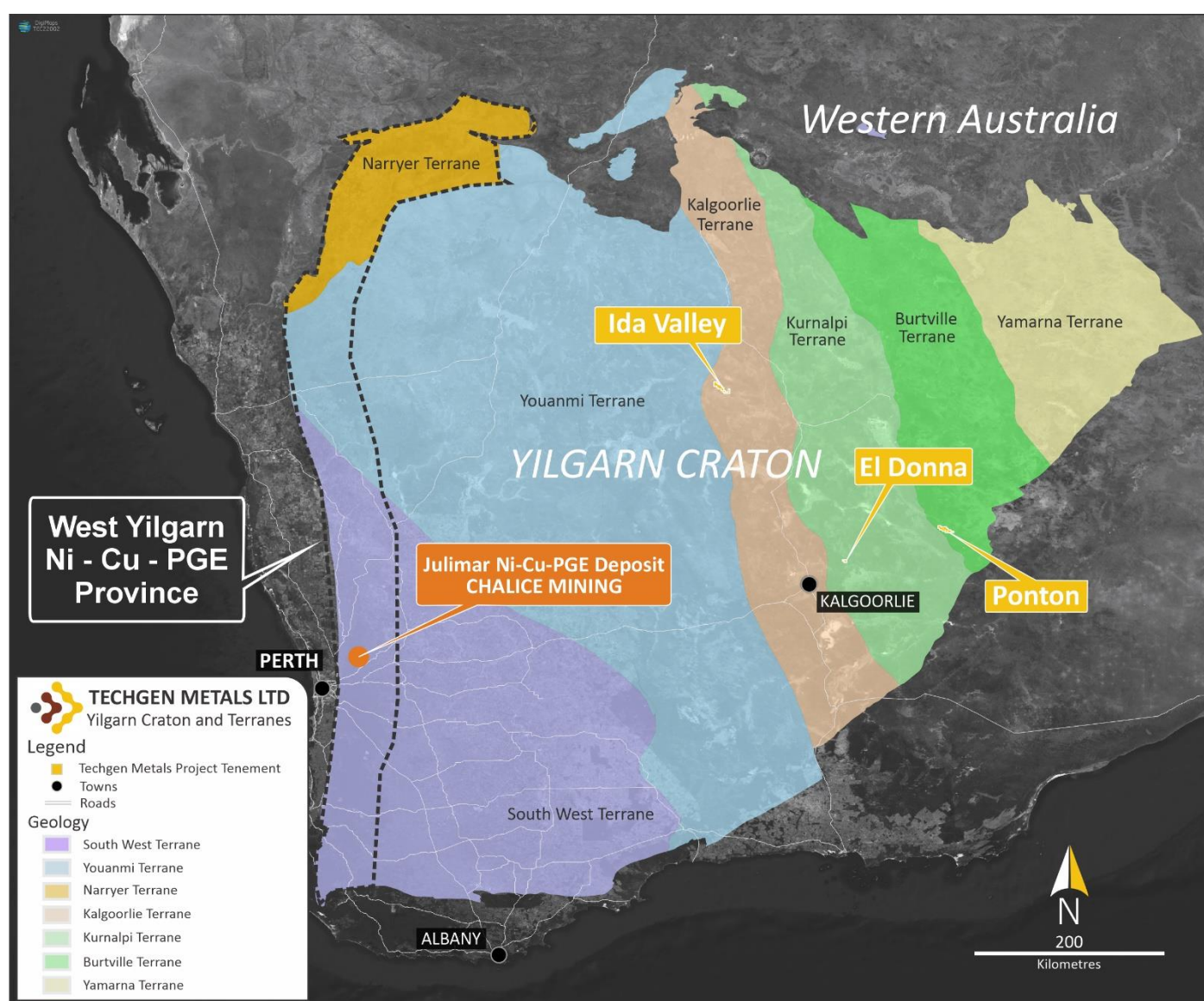


Figure 1: Location of the Yilgarn Craton Projects.



Ida Valley Project, WA

The Ida Valley Project is located 90km northwest of Leonora in the Goldfields Region of Western Australia. The project consists of two Exploration Licences, E29/1053 and E36/1015, covering a combined area of 124 km² and is located within the Kalgoorlie Terrane of the Yilgarn Craton. The Ida Valley Project is situated in an emerging world-class lithium province with test work to establish the lithium fertility of the project ongoing.

The project has previously been subject to soil sampling surveys and RC drilling targeting gold mineralisation along the Ida Fault. The project contains its own concealed greenstone belt approximately 50km north and along strike from Delta Lithium's Mt Ida deposit (14.7Mt @ 1.2% Li₂O; Refer to DLI ASX announcement 8th August 2023) and 100km south of Kathleen Valley Lithium Deposit (156Mt @ 1.40% Li₂O; Refer to LTR ASX announcement 19th October 2023).

Soil sampling and rock chip sampling data has identified priority Lithium and Caesium targets with soil anomaly peaks of 144.5ppm Lithium and 49.8ppm Caesium. A total of 16 targets of interest have been identified with two Priority 1 targets (Northwest & Central) and three Priority 2 targets. The two Priority 1 targets are anomalous for Li and supporting pathfinder elements including Cs, Rb, Nb & Ta. The Company is currently focussed on the below 2 targets in particular: the Northwest target (peak soil values of 144.5ppm Li & 16.15ppm Cs – [BBGA1707]) contains a 1.6km long +10ppm lithium soil anomaly and the Central target (peak soil value of 92.2ppm Li – [BBGA032]) with limited lithium soil sampling north and south.

Field checking of these soil anomalies identified widespread pegmatite occurrences.

Approvals for drill testing of the lithium targets has now been received and the program due to commence early next Quarter.



Photo 1 & 2: Examples of pegmatites at Ida Valley taken during Stage 1 gold RC drilling – June 2021.

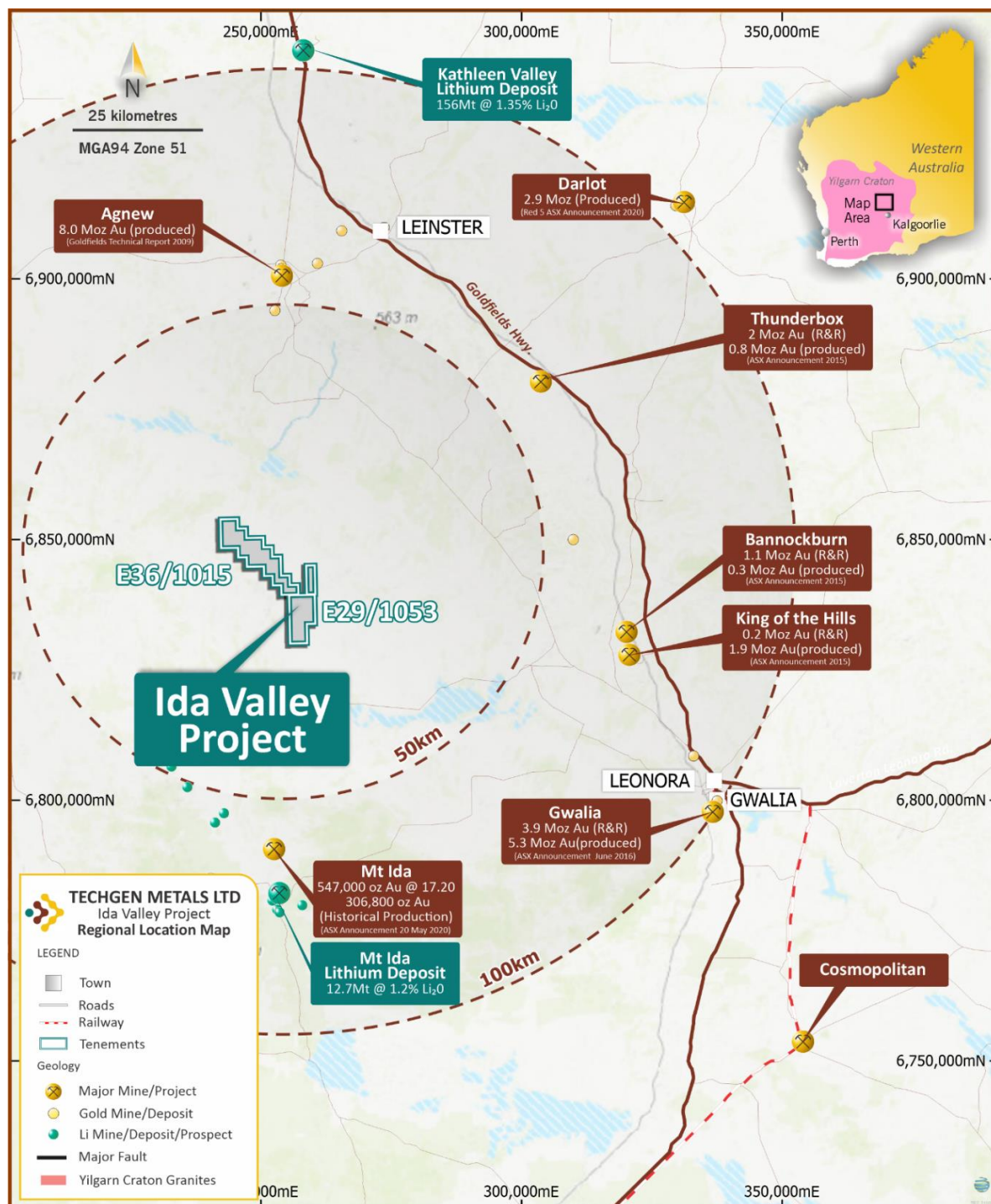
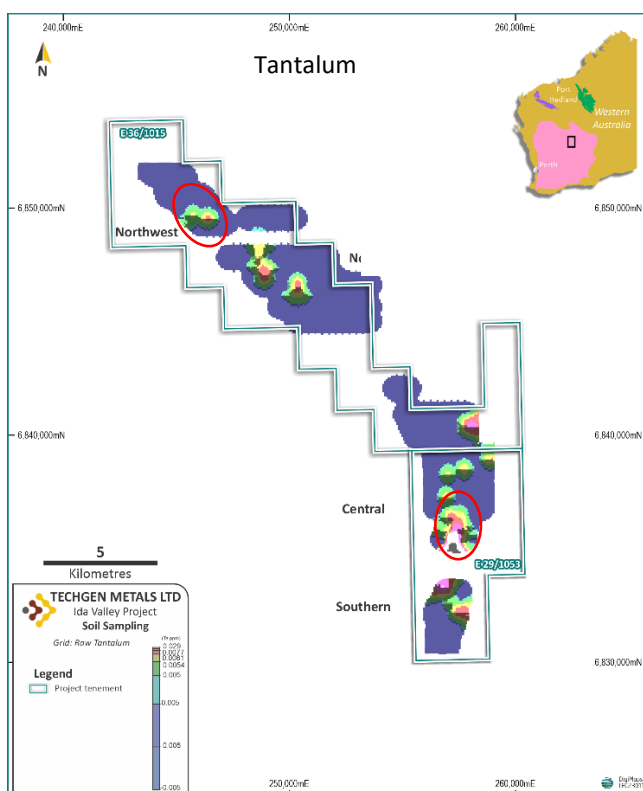
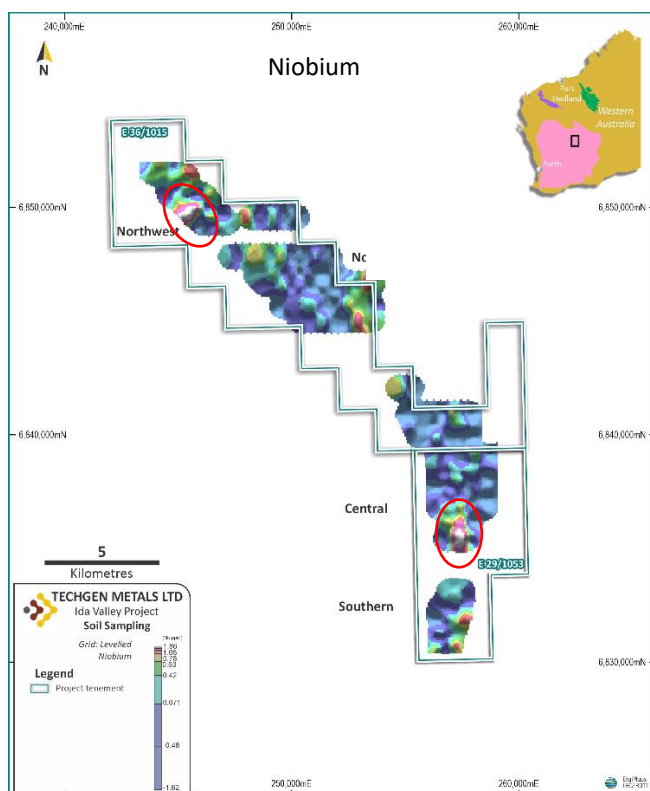
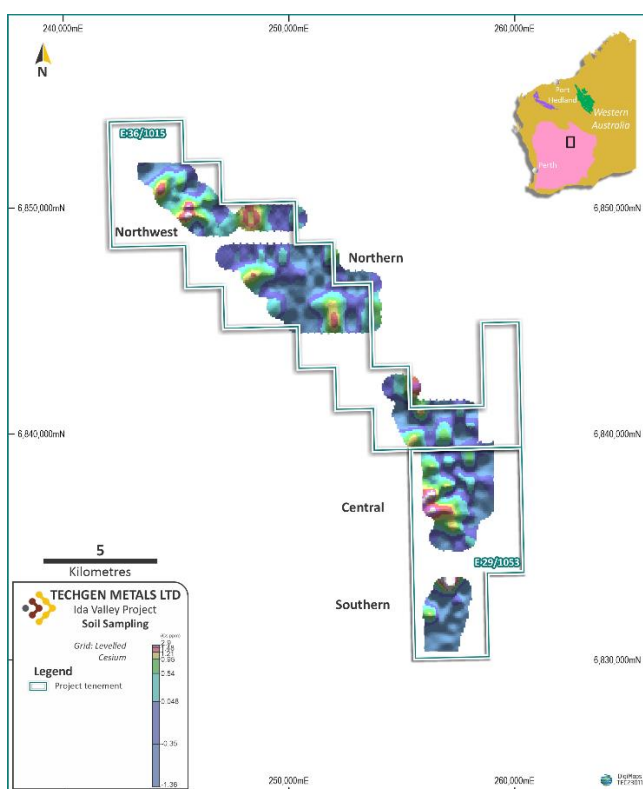
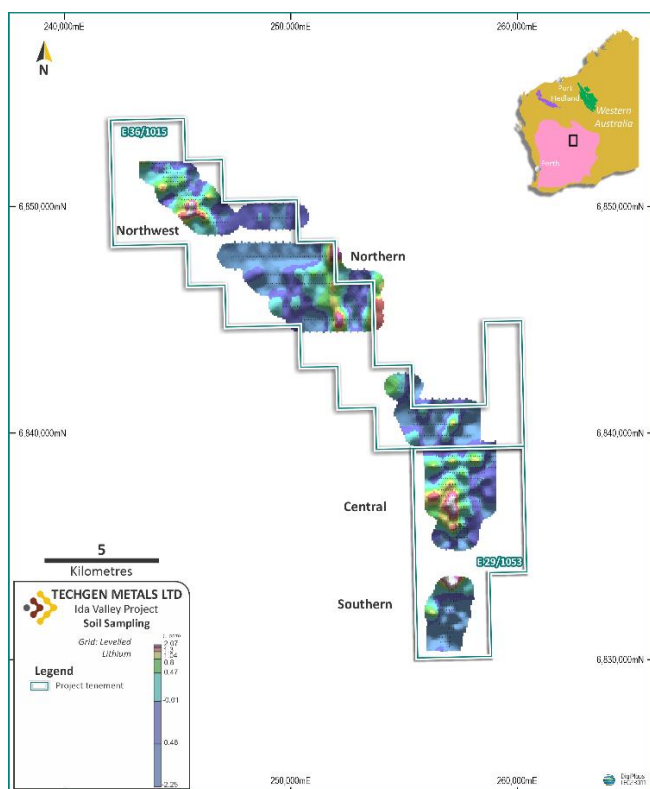


Figure 2: Ida Valley location- Leonora Mining District WA.



Figures 3, 4, 5 & 6: Coincident Lithium, Caesium, Niobium & Tantalum anomaly plotting Priority 1 targets.

El Donna Project, WA

The El Donna Project is located 50km northeast of Kalgoorlie in the Goldfields Region of Western Australia. The project consists of a single Exploration Licence, E27/610, covering an area of 14km² located within the Kurnalpi Terrane of the Yilgarn Craton. The El Donna Gold Project is considered prospective for gold mineralisation similar to that observed at both the Mayday North Gold Mine, 2km to the north, and the Penny's Find Gold Mine, 3.5km to the south.

During the Quarter review of exploration data & planning of future work was undertaken.

John Bull Project, NSW

The John Bull Project, located in northern New South Wales within the New England Orogen. The project consists of two granted exploration licences, EL9121 and EL8389.

The New England Orogen forms the eastern margin of the Australian continent and extends for over 1,700km from central NSW through to northern QLD. The rock units that form the New England Orogen range in age from Neoproterozoic through to Mesozoic. Numerous mineral deposit styles are known within the New England Orogen.

Historic gold workings at the John Bull Project consist of several shallow shafts sunk in the 1870's and two later, large areas of surface gold sluicing. Creeks below the colluvial workings have also been worked for alluvial gold. Sheeted and stockwork quartz veining is widespread over the area of the sluiced colluvial workings.

The Company has completed widespread soil sampling and 2 RC drilling programs (17 holes). Soil sampling has identified a very broad gold and arsenic soil anomaly with quite a few +1g/t Au soil samples (1.2km long soil anomaly). RC drilling has been undertaken along 4 east-west drill lines (300m north to south). Each of the 17 drill holes completed to date have returned intercepts of +1g/t Au and hole 1 (JBRC001) intersected 68m @ 1g/t Au from surface and hole 6 (JBRC006) intersected 66m @ 1.14g/t Au from 32m.

Approvals have now been received for the Stage 3 drilling program. Stage 3 plans to drill test both the northern gold soil anomaly, which includes the highest recorded soil sample to date at an impressive **10g/t Au**, and the southern gold anomaly which overlies an area of mineralised monzonite intrusive.

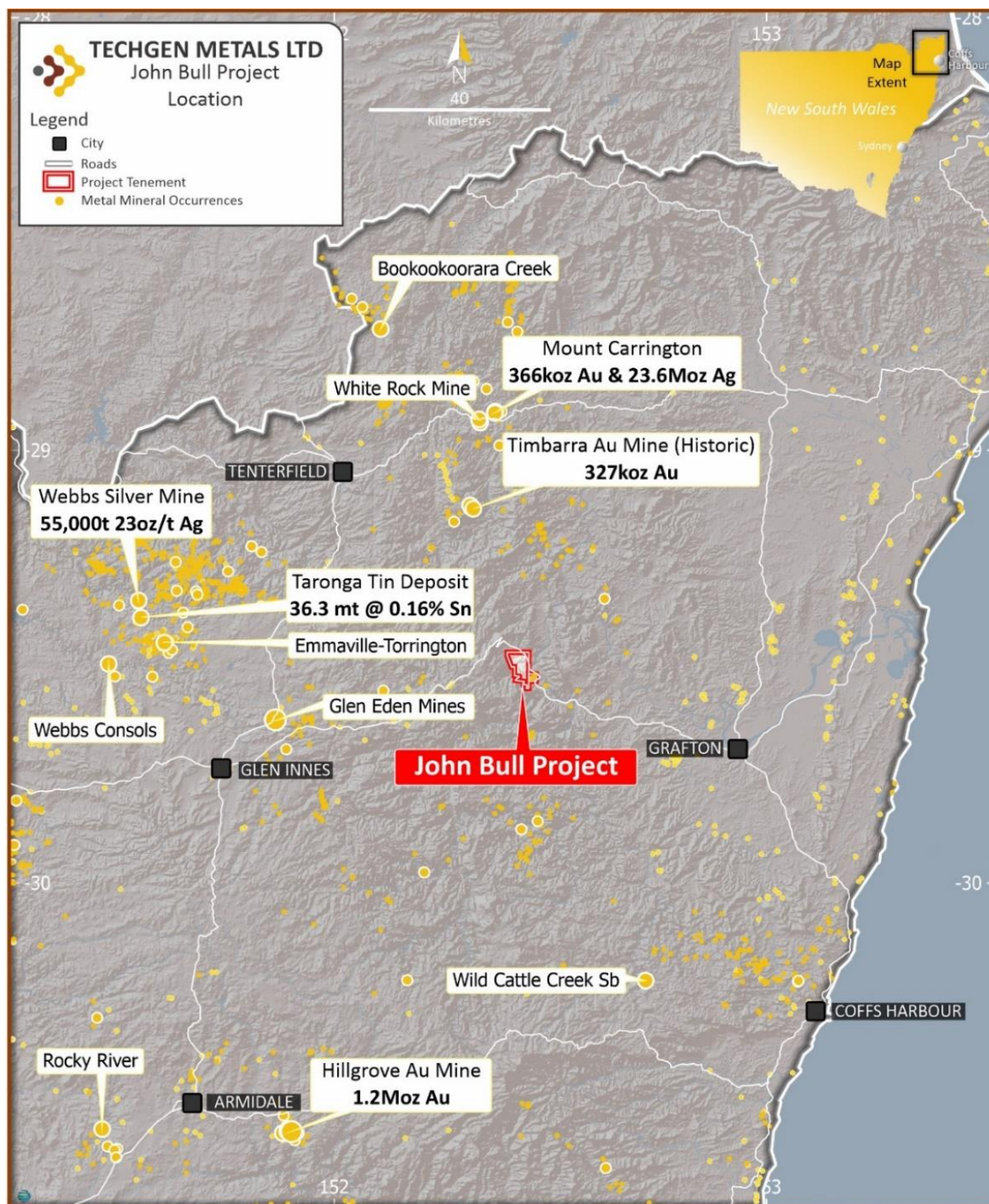


Figure 7: Project location map with regional mineral endowment.

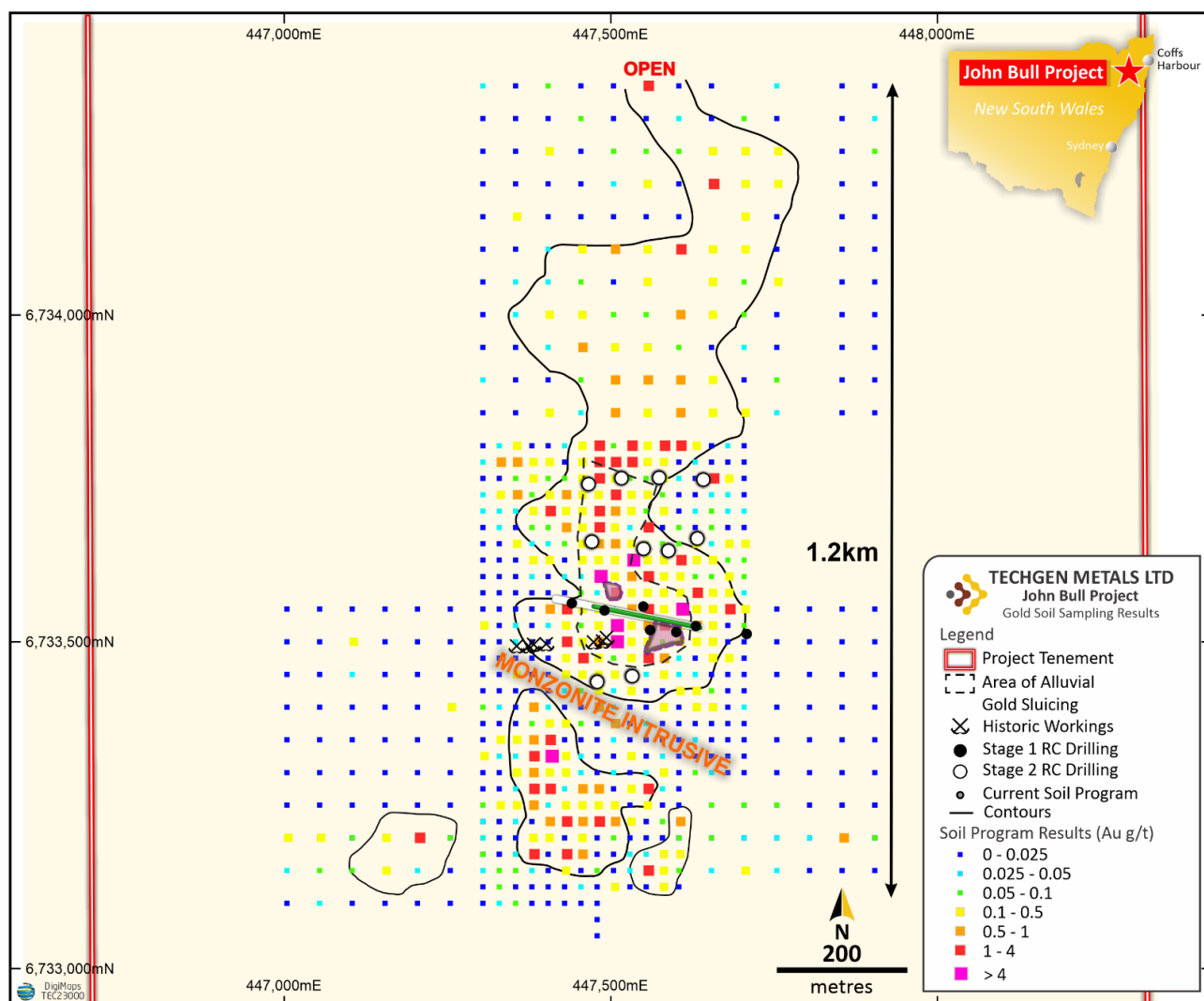


Figure 8: Gold soil geochemistry, best grades, Stage 1 & 2 drill collar locations.

Paterson Orogen Projects, WA

The Proterozoic-aged Paterson Orogen contains Telfer, one of Australia's largest gold deposits, the Kintyre Uranium deposit and the Nifty Copper Mine. The Orogen can be subdivided into two major packages of rocks. The older package is the Rudall Complex and the younger package is subdivided into the Lamil Group, Throssell Group and Tarcunyah Group. The Paterson Orogen has seen a high level of recent exploration activity following the discovery of the Haveron Au-Cu deposit in 2018 by Greatland Gold Plc and the discovery of the Winu Cu-Au deposit by Rio Tinto Ltd in 2019.

The Company considers its Paterson Orogen Projects to be prospective for intrusive related copper-gold and sediment hosted base metal (copper-lead-zinc-silver) style mineralisation.

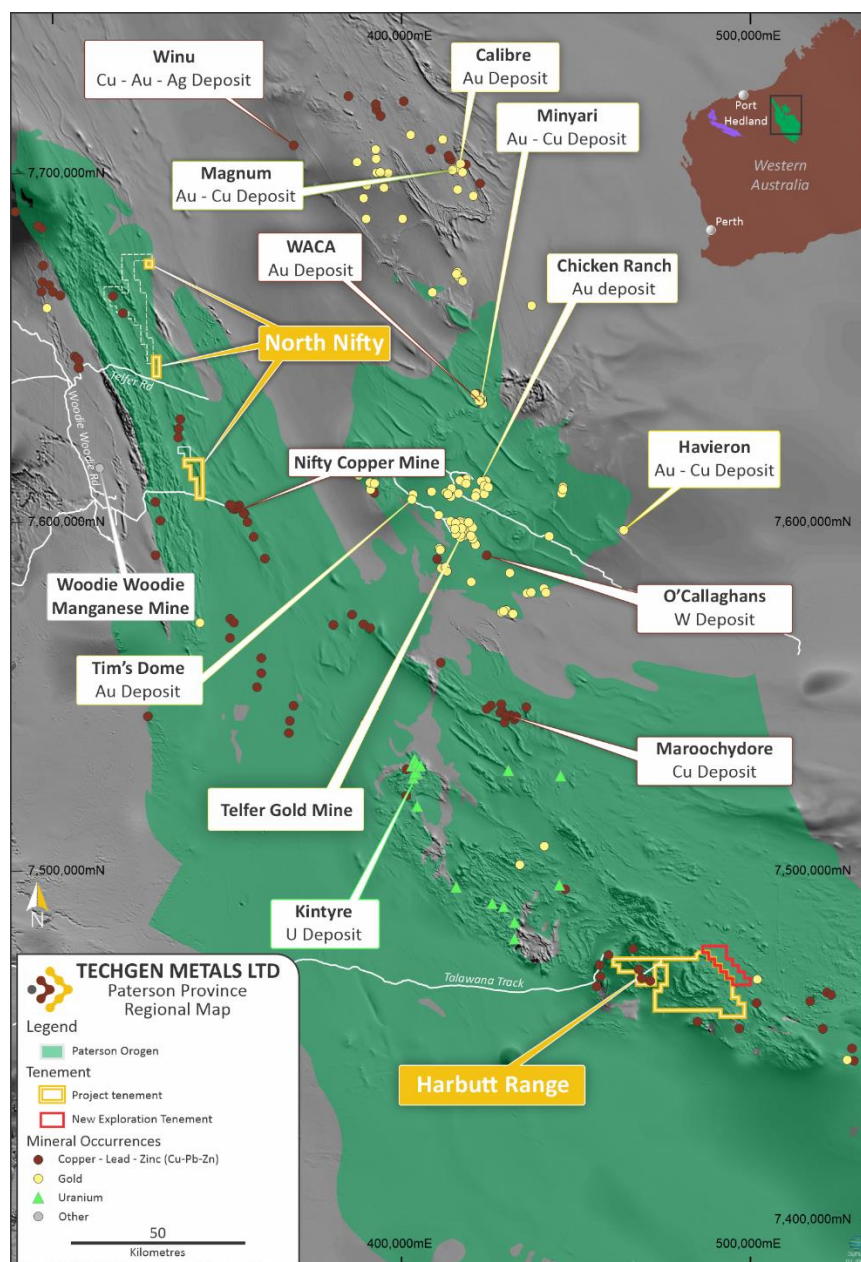


Figure 9: Location of the Paterson Orogen Projects.

North Nifty Project, WA

The North Nifty Project is located approximately 250km northeast of Newman in Western Australia. The project comprises two Exploration Licences, E45/5506 and E45/5511, covering a combined area of 47km².

The North Nifty Project lies within the Throssell Group, the younger portion of the Paterson Orogen. The Project has experienced limited exploration with exploration to date focusing on the Hakea Prospect, a broad copper anomaly identified initially by lag sampling.

The North Nifty Project is subject to an Earn-In and Joint venture agreement with IGO Limited ("IGO") where IGO can earn up to an 80% interest in the project by sole funding exploration expenditure of \$500,000 dollars over 4 years.

Review of data and planning of future work is planned.

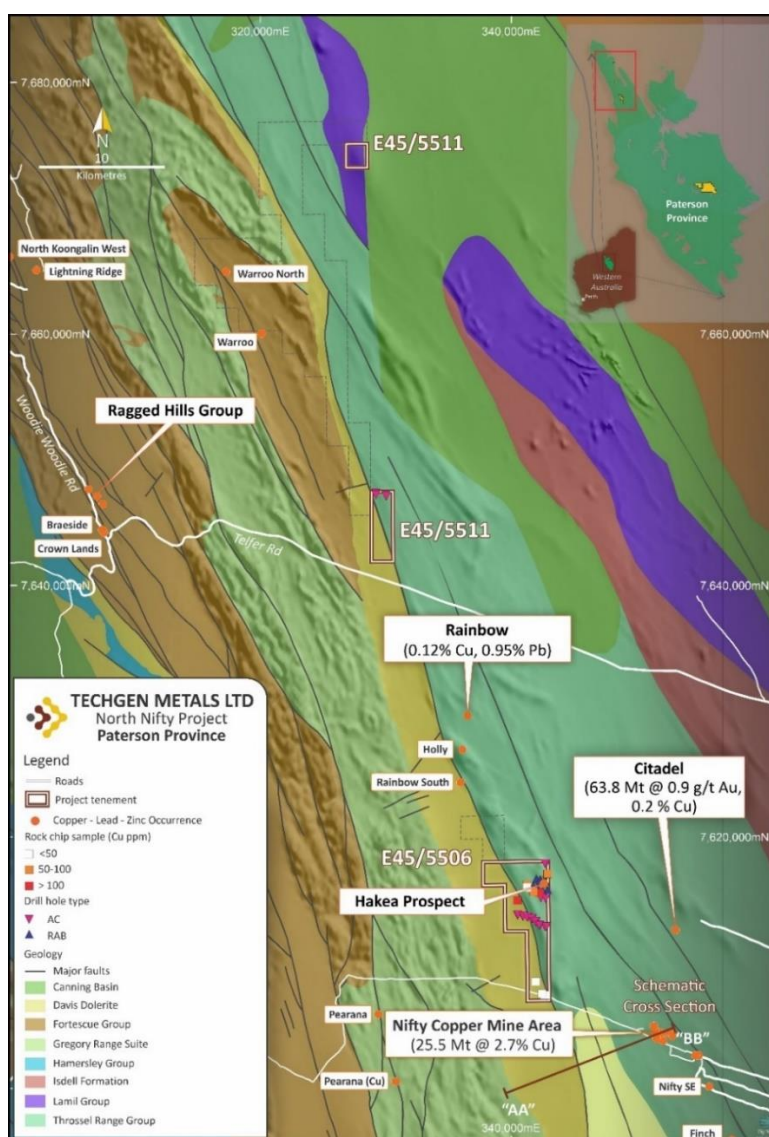


Figure 10: North Nifty Project area on geology.

Harbutt Range Project, WA

The Harbutt Range Project is located 320km east of the town of Newman on the edge of the Great Sandy Desert in Western Australia. The project comprises two granted Exploration Licences, E45/5294 and E45/5439, and a new Exploration Licence Application, E45/6602, covering a combined area of 436km².

The Harbutt Range Project lies within the Rudall Complex, the older portion of the Paterson Orogen. Several untested geophysical targets, EM and IP, are known within the project area.

TechGen is currently reviewing exploration data generated by under the previous Joint Venture arrangement with Rio Tinto Exploration Pty Ltd.

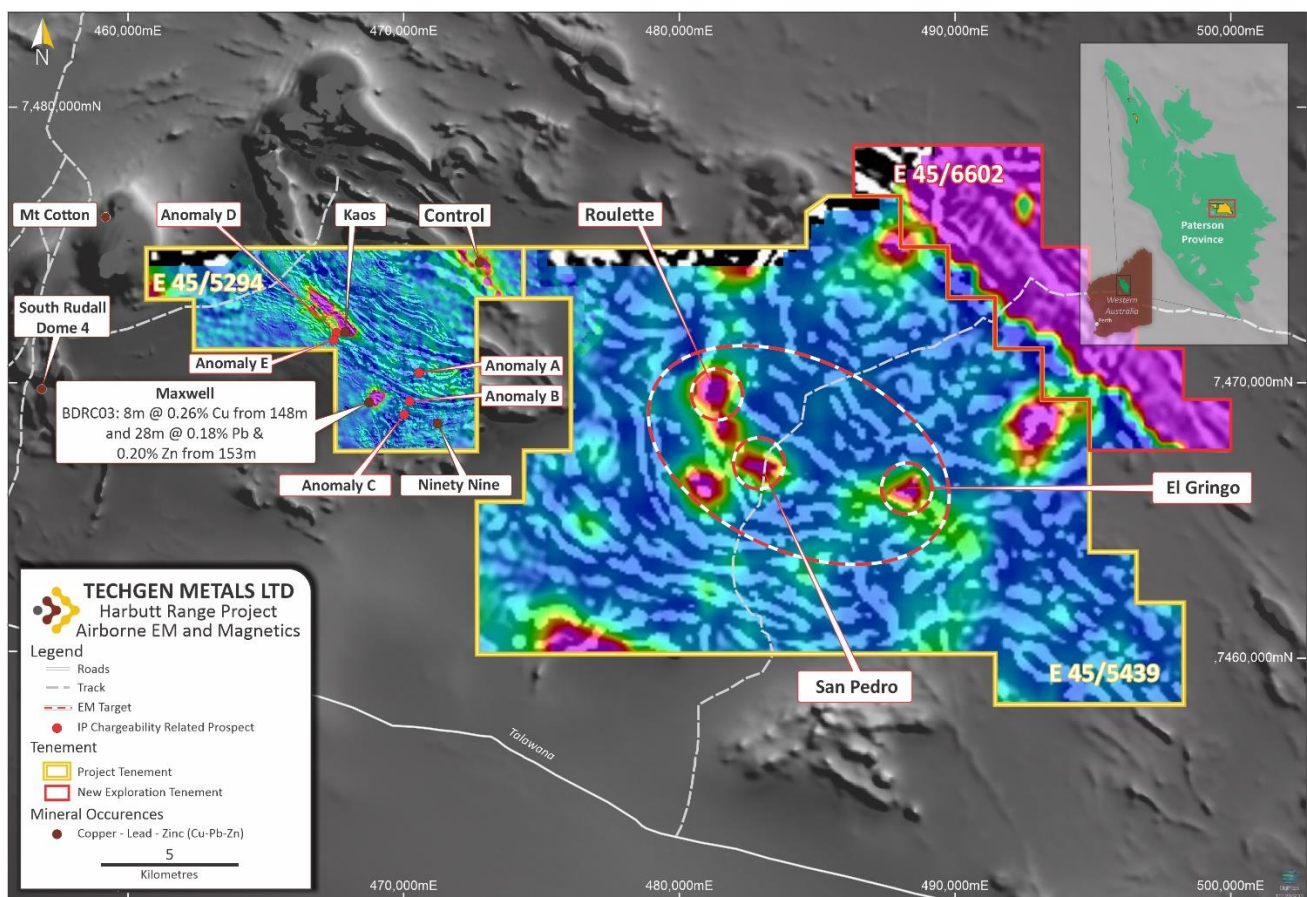


Figure 11: Harbutt Range Project area with Airborne EM over Airborne Magnetics.

Ashburton Basin Projects, WA

The Ashburton Basin, and Edmund Basin to the south, is a northwest trending arcuate belt of Proterozoic-age sedimentary and volcanic rocks which forms the northern part of the Capricorn Orogen. The Capricorn Orogen is a major tectonic zone, 1,000km long and 500km wide located between the Archean Yilgarn and Pilbara Cratons of Western Australia. The Ashburton Basin contains numerous gold and base metal prospects but few major mineral deposits have yet been discovered. The Company considers its Ashburton Basin Projects to be prospective for both gold and base metal mineralisation and that overall the Ashburton Basin is under-explored.

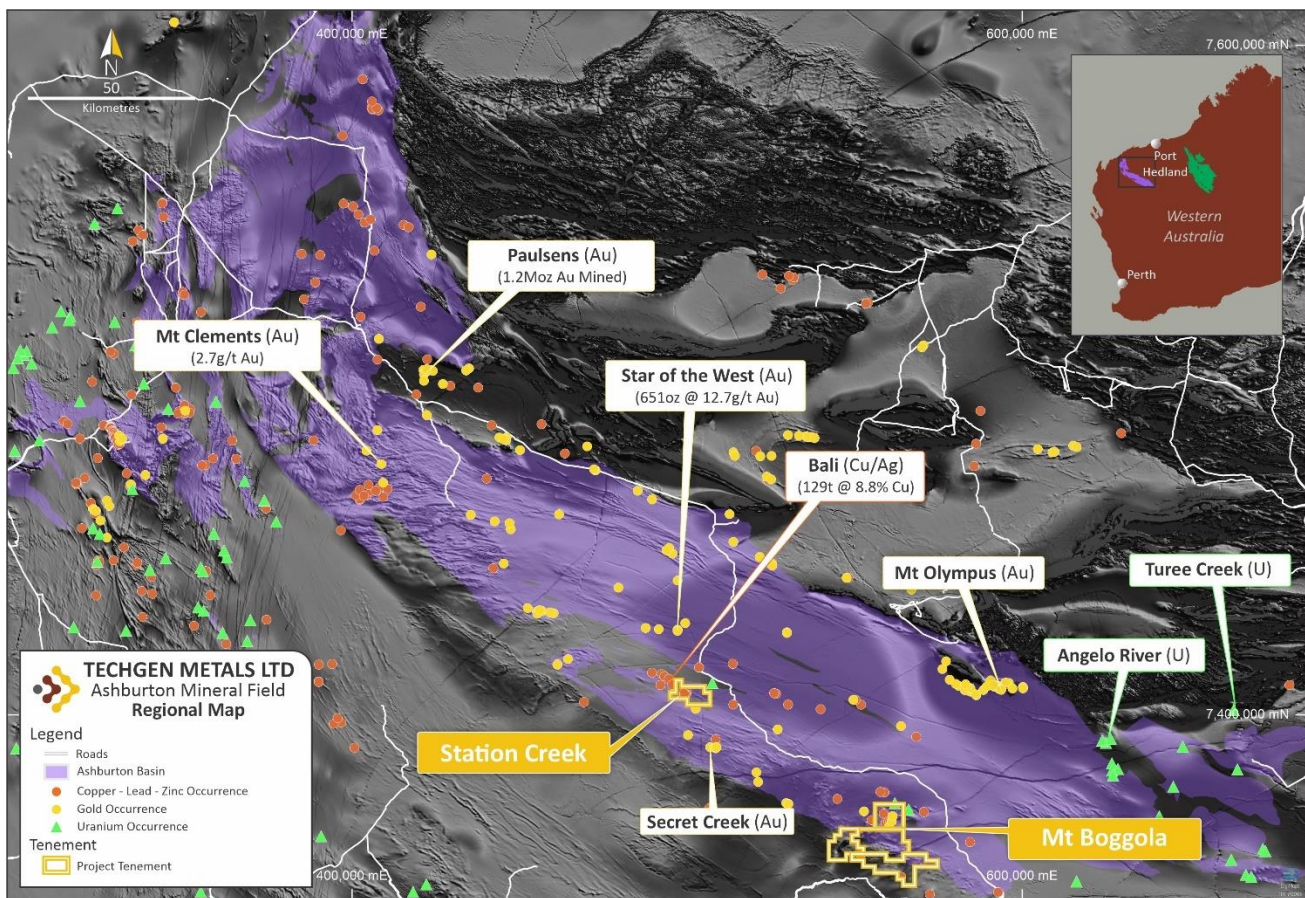


Figure 12: Location of the Ashburton Basin Projects.

Station Creek Project, WA

The Station Creek Project is located 70km southwest of Paraburdoo in northern Western Australia. The project comprises Exploration Licence E08/2946 covering an area of 54km². During the Quarter review of data and planning of future work was completed.

Mt Boggola Project, WA

The Mt Boggola Project is located 60km south of Paraburdoo in Western Australia. The project comprises four Exploration Licences, E08/2996, E08/3269, E08/3458 and E08/3473, covering a combined area of 352km². During the Quarter review of data and planning of future work was completed.

FORWARD WORK PLANS FOR Q2 2024

Ida Valley Project: RC drilling program.

John Bull Project: Planning for future drilling (Stage 3).

North Nifty Project: Joint Venture with IGO.

Harbutt Range Project: Review of data & planning of future work.

El Donna Project: Review of data & planning of future work.

Station Creek Project: Review of data & planning of future work.

Mt Boggola Project: Review of data & planning of future work.

Cyclops Project: Review of data & planning of future work.

MARCH 2024 QUARTER - ASX ANNOUNCEMENTS

This Quarterly Report contains information extracted from ASX market announcements reported in accordance with the "Australasian Code for Reporting of Exploration Results, Mineral Resources and Ore Reserves" (2012 JORC Code). Further details of Exploration Results (including 2012 JORC Code reporting tables where applicable) referred to in this Quarterly Report can be found in the following announcements lodged on the ASX:

18 March 2024	Ida Valley Update
22 February 2024	Exploration Update February
6 February 2024	Ida Valley Priority One Lithium Targets Expanded

These ASX announcements are available on the Company's website at www.techgenmetals.com.au.

CORPORATE

The Company had a cash balance of \$2.736M as at 31 March 2024.

During the December 2023 Quarter, the Company announced that it accepted bidding commitments for a \$2.79M placement via a two Tranche Placement. On 28 November 2023, the Company successfully completed Tranche 1 placement raising \$1.06M (before costs) to advance Company's Ida Valley pegmatite discovery in WA as well as advancing ongoing drilling and exploration activities at Company's John Bull project in NSW with the portion of funds to bolster the Company's general working capital, ensuring operational continuity and providing flexibility for future growth opportunities. During the March 2024 Quarter, the Company successfully completed and issued Tranche 2 placement raising \$1.736M (before costs). The Company also issued a total of 12,491,072 listed options (ASX ticker: TG1O) representing 1:4 free attaching options to the placement, exercisable at \$0.12 each, expiring on 5 February 2026.

The Company does not have any borrowings.

OTHER

In line with its obligations under ASX Listing Rule 5.3.5, payments to related parties of the Company are detailed in Table 1 below and reflect the total amounts paid to related parties of the Company and their associates, as per item 6.1 of the Appendix 5B (Quarterly Cashflow Report which follows this Activity Report) and includes payments to directors for fees and consulting costs paid during the quarter.

Table 1: Directors fees

Directors Fees	31 March 2024 Quarter
	\$
Executive Director's fees	122,100
Non-Executive Director's fees	22,385
Total	144,485

During the Quarter, the Company spent approximately \$276,060 on project and exploration activities (December 2023 quarter: \$170,359) to its wholly owned tenements in addition to \$18,385 being spent on the application tenements (December 2023 quarter: \$14,982). During the Quarter, the Company also received refunds totaling \$40,954 as a result of withdrawals from tenement applications at Narryer and Earahedy projects as previously announced to the market in December 2023. The project and exploration activities have been detailed within this report.

Appendix 1 – Tenement information as required by ASX Listing Rule 5.3.3
TENEMENT SCHEDULE (as at 31 March 2024)

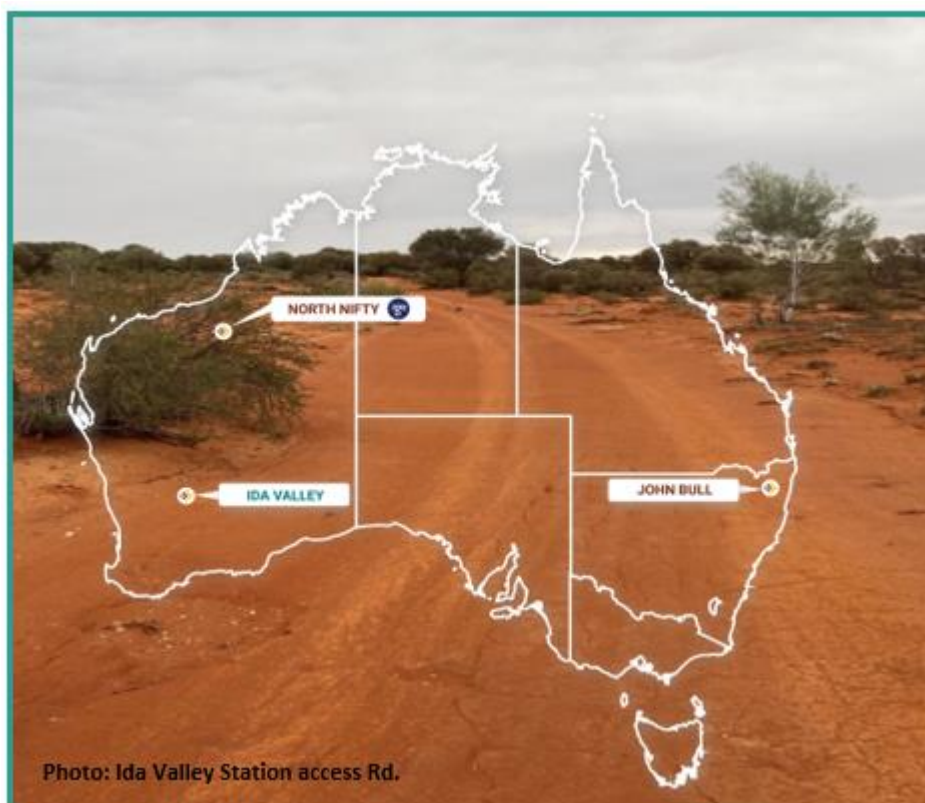
Project Name	Tenement	Status	Area (km ²)	Grant Date	Expiry Date	Interest
Ida Valley	E29/1053	Granted	39	5/07/2019	4/07/2024	100%
Ida Valley	E36/1015	Granted	85	5/01/2022	4/01/2027	100%
El Donna	E27/610	Granted	14	5/02/2020	4/02/2025	100%
Station Creek	E08/2946	Granted	54	3/12/2018	2/12/2028	100%
Mt Boggola	E08/2996	Granted	63	9/10/2019	8/10/2024	100%
Mt Boggola	E08/3269	Granted	116	18/10/2021	17/10/2026	100%
Mt Boggola	E08/3458	Granted	63	13/12/2022	12/12/2027	100%
Mt Boggola	E08/3473	Granted	110	4/11/2022	3/11/2027	100%
Harbutt Range	E45/5294	Granted	63	18/03/2019	17/03/2029	100%
Harbutt Range	E45/5439	Granted	313	25/02/2020	24/02/2025	100%
Harbutt Range	E45/6602	Application	60	N/A	N/A	N/A
North Nifty	E45/5506	Granted	31	3/06/2021	2/06/2026	100% ¹
North Nifty	E45/5511	Granted	16	3/06/2021	2/06/2026	100% ¹
Cyclops	E45/5967	Granted	38	14/04/2022	13/04/2027	100%
Pilbara	E45/6411	Application	22	N/A	N/A	N/A
Pilbara	E45/6671	Application	26	N/A	N/A	N/A
Pilbara	E45/6751	Application	83	N/A	N/A	N/A
Pilbara	E47/5022	Application	67	N/A	N/A	N/A
Ponton	E39/2472	Application	77	N/A	N/A	N/A
Myroodah	E04/2895	Application	91	N/A	N/A	N/A
John Bull, NSW	EL 8389	Granted	3	3/09/2015	3/09/2027	90%
John Bull, NSW	EL 9121	Granted	29	1/04/2021	1/04/2027	100%

Notes:

1. Subject to an Earn In & Joint Venture agreement with IGO Limited where they can earn up to an 80% interest.

ENDS

About TechGen Metals Limited



TechGen is an Australian registered exploration Company with a primary focus on exploring and developing its gold, base metal and REE projects across Australia. TechGen holds a portfolio of exploration licences strategically located in five highly prospective geological regions in WA, and one in NSW.

For more information, please visit our website: www.techgenmetals.com.au

Authorisation

For the purpose of Listing Rule 15.5, this announcement has been authorised for release by the Board of Directors of TechGen Metals Limited.

Competent Person Statement

The information in this announcement that relates to Exploration Results is based on and fairly represents information compiled and reviewed by Andrew Jones, a Competent Person who is a member of the Australasian Institute of Mining and Metallurgy (AusIMM). Andrew Jones is employed as a Director of TechGen Metals Limited. Andrew Jones has sufficient experience that is relevant to the style of mineralisation and type of deposits under consideration and to the activity being undertaken to qualify as a Competent Person as defined in the 2012 edition of the Australasian Code of Reporting of Exploration Results, Mineral Resources and Ore Reserves. Andrew Jones consents to the inclusion in this announcement of the matters based on his work in the form and context in which it appears.



TECHGEN METALS
LIMITED

ASX Announcement | ASX: TG1

Forward Looking Statements

Certain information in this document refers to the intentions of TechGen, however these are not intended to be forecasts, forward looking statements, or statements about the future matters for the purposes of the Corporations Act or any other applicable law. Statements regarding plans with respect to TechGen's projects are forward looking statements and can generally be identified using words such as 'project', 'foresee', 'plan', 'expect', 'aim', 'intend', 'anticipate', 'believe', 'estimate', 'may', 'should', 'will' or similar expressions. There can be no assurance that the TechGen's plans for its projects will proceed as expected and there can be no assurance of future events which are subject to risk, uncertainties and other actions that may cause TechGen's actual results, performance, or achievements to differ from those referred to in this document. While the information contained in this document has been prepared in good faith, there can be given no assurance or guarantee that the occurrence of these events referred to in the document will occur as contemplated. Accordingly, to the maximum extent permitted by law, TechGen and any of its affiliates and their directors, officers, employees, agents and advisors disclaim any liability whether direct or indirect, express or limited, contractual, tortious, statutory or otherwise, in respect of, the accuracy, reliability or completeness of the information in this document, or likelihood of fulfilment of any forward-looking statement or any event or results expressed or implied in any forward-looking statement; and do not make any representation or warranty, express or implied, as to the accuracy, reliability or completeness of the information in this document, or likelihood of fulfilment of any forward-looking statement or any event or results expressed or implied in any forward-looking statement; and disclaim all responsibility and liability for these forward-looking statements (including, without limitation, liability for negligence).

For further information, please contact:

Mr Ashley Hood, Managing Director

P: +61 427 268 999

E: admin@techgenmetals.com.au

www.techgenmetals.com.au

Appendix 5B

Mining exploration entity or oil and gas exploration entity quarterly cash flow report

Name of entity

TechGen Metals Ltd

ABN

66 624 721 035

Quarter ended ("current quarter")

31 March 2024

Consolidated statement of cash flows		Current quarter \$A'000	Year to date (9 months) \$A'000
1.	Cash flows from operating activities		
1.1	Receipts from customers	-	-
1.2	Payments for		
	(a) exploration & evaluation	(18)	(43)
	(b) development	-	-
	(c) production	-	-
	(d) staff costs	(50)	(116)
	(e) administration and corporate costs	(180)	(499)
1.3	Dividends received (see note 3)	-	-
1.4	Interest received	8	15
1.5	Interest and other costs of finance paid	-	-
1.6	Income taxes paid	-	-
1.7	Government grants and tax incentives	-	-
1.8	Other – exploration applications refund (provide details if material)	41	41
1.9	Net cash from / (used in) operating activities	(199)	(602)

2.	Cash flows from investing activities		
2.1	Payments to acquire or for:		
	(a) entities	-	-
	(b) tenements	-	(10)
	(c) property, plant and equipment	-	-
	(d) exploration & evaluation	(276)	(867)
	(e) investments	-	-
	(f) other non-current assets	-	-

Consolidated statement of cash flows		Current quarter \$A'000	Year to date (9 months) \$A'000
2.2	Proceeds from the disposal of:		
	(a) entities	-	-
	(b) tenements	-	-
	(c) property, plant and equipment	-	-
	(d) investments	-	-
	(e) other non-current assets	-	-
2.3	Cash flows from loans to other entities	-	-
2.4	Dividends received (see note 3)	-	-
2.5	Other (provide details if material)	-	-
2.6	Net cash from / (used in) investing activities	(276)	(877)

3.	Cash flows from financing activities		
3.1	Proceeds from issues of equity securities (excluding convertible debt securities)	1,737	2,798
3.2	Proceeds from issue of convertible debt securities	-	-
3.3	Proceeds from exercise of options	-	-
3.4	Transaction costs related to issues of equity securities or convertible debt securities	(123)	(196)
3.5	Proceeds from borrowings	-	-
3.6	Repayment of borrowings	-	-
3.7	Transaction costs related to loans and borrowings	-	-
3.8	Dividends paid	-	-
3.9	Other (Proceeds from unissued equity securities)	(100)	-
3.10	Net cash from / (used in) financing activities	1,514	2,602

4.	Net increase / (decrease) in cash and cash equivalents for the period		
4.1	Cash and cash equivalents at beginning of period	1,697	1,613
4.2	Net cash from / (used in) operating activities (item 1.9 above)	(199)	(602)
4.3	Net cash from / (used in) investing activities (item 2.6 above)	(276)	(877)
4.4	Net cash from / (used in) financing activities (item 3.10 above)	1,514	2,602

Mining exploration entity or oil and gas exploration entity quarterly cash flow report

Consolidated statement of cash flows		Current quarter \$A'000	Year to date (9 months) \$A'000
4.5	Effect of movement in exchange rates on cash held	-	-
4.6	Cash and cash equivalents at end of period	2,736	2,736

5.	Reconciliation of cash and cash equivalents at the end of the quarter (as shown in the consolidated statement of cash flows) to the related items in the accounts	Current quarter \$A'000	Previous quarter \$A'000
5.1	Bank balances	2,736	1,697
5.2	Call deposits	-	-
5.3	Bank overdrafts	-	-
5.4	Other	-	-
5.5	Cash and cash equivalents at end of quarter (should equal item 4.6 above)	2,736	1,697

6.	Payments to related parties of the entity and their associates	Current quarter \$A'000
6.1	Aggregate amount of payments to related parties and their associates included in item 1	(144)
6.2	Aggregate amount of payments to related parties and their associates included in item 2	-

Note: if any amounts are shown in items 6.1 or 6.2, your quarterly activity report must include a description of, and an explanation for, such payments.

The amounts reported at item 6.1 relate to payments to directors including non-executive directors' fees, salaries and consulting fees paid during the quarter.

Mining exploration entity or oil and gas exploration entity quarterly cash flow report

7.	Financing facilities <i>Note: the term "facility" includes all forms of financing arrangements available to the entity.</i> <i>Add notes as necessary for an understanding of the sources of finance available to the entity.</i>	Total facility amount at quarter end \$A'000	Amount drawn at quarter end \$A'000
7.1	Loan facilities	-	-
7.2	Credit standby arrangements	-	-
7.3	Other (please specify)	-	-
7.4	Total financing facilities	-	-
7.5	Unused financing facilities available at quarter end		-
7.6	Include in the box below a description of each facility above, including the lender, interest rate, maturity date and whether it is secured or unsecured. If any additional financing facilities have been entered into or are proposed to be entered into after quarter end, include a note providing details of those facilities as well.		
	N/A		

8.	Estimated cash available for future operating activities	\$A'000
8.1	Net cash from / (used in) operating activities (item 1.9)	(199)
8.2	(Payments for exploration & evaluation classified as investing activities) (item 2.1(d))	(276)
8.3	Total relevant outgoings (item 8.1 + item 8.2)	(475)
8.4	Cash and cash equivalents at quarter end (item 4.6)	2,736
8.5	Unused finance facilities available at quarter end (item 7.5)	-
8.6	Total available funding (item 8.4 + item 8.5)	2,736
8.7	Estimated quarters of funding available (item 8.6 divided by item 8.3)	5.76
	<i>Note: if the entity has reported positive relevant outgoings (ie a net cash inflow) in item 8.3, answer item 8.7 as "N/A". Otherwise, a figure for the estimated quarters of funding available must be included in item 8.7.</i>	
8.8	If item 8.7 is less than 2 quarters, please provide answers to the following questions:	
8.8.1	Does the entity expect that it will continue to have the current level of net operating cash flows for the time being and, if not, why not?	
	Answer: N/A	
8.8.2	Has the entity taken any steps, or does it propose to take any steps, to raise further cash to fund its operations and, if so, what are those steps and how likely does it believe that they will be successful?	
	Answer: N/A	
8.8.3	Does the entity expect to be able to continue its operations and to meet its business objectives and, if so, on what basis?	
	Answer: N/A	
	<i>Note: where item 8.7 is less than 2 quarters, all of questions 8.8.1, 8.8.2 and 8.8.3 above must be answered.</i>	

Compliance statement

- 1 This statement has been prepared in accordance with accounting standards and policies which comply with Listing Rule 19.11A.
- 2 This statement gives a true and fair view of the matters disclosed.

Date: 23 April 2024

Authorised by: By the Board of TechGen Metals Ltd
(Name of body or officer authorising release – see note 4)

Notes

1. This quarterly cash flow report and the accompanying activity report provide a basis for informing the market about the entity's activities for the past quarter, how they have been financed and the effect this has had on its cash position. An entity that wishes to disclose additional information over and above the minimum required under the Listing Rules is encouraged to do so.
2. If this quarterly cash flow report has been prepared in accordance with Australian Accounting Standards, the definitions in, and provisions of, *AASB 6: Exploration for and Evaluation of Mineral Resources* and *AASB 107: Statement of Cash Flows* apply to this report. If this quarterly cash flow report has been prepared in accordance with other accounting standards agreed by ASX pursuant to Listing Rule 19.11A, the corresponding equivalent standards apply to this report.
3. Dividends received may be classified either as cash flows from operating activities or cash flows from investing activities, depending on the accounting policy of the entity.
4. If this report has been authorised for release to the market by your board of directors, you can insert here: "By the board". If it has been authorised for release to the market by a committee of your board of directors, you can insert here: "By the [name of board committee – eg Audit and Risk Committee]". If it has been authorised for release to the market by a disclosure committee, you can insert here: "By the Disclosure Committee".
5. If this report has been authorised for release to the market by your board of directors and you wish to hold yourself out as complying with recommendation 4.2 of the ASX Corporate Governance Council's *Corporate Governance Principles and Recommendations*, the board should have received a declaration from its CEO and CFO that, in their opinion, the financial records of the entity have been properly maintained, that this report complies with the appropriate accounting standards and gives a true and fair view of the cash flows of the entity, and that their opinion has been formed on the basis of a sound system of risk management and internal control which is operating effectively.