



EAGLE MOUNTAIN MINING

[ASX:EM2]

ORACLE RIDGE MINERAL RESOURCE UPDATE

OCTOBER 2022

IMPORTANT INFORMATION



PURPOSE OF PRESENTATION: This presentation has been prepared by Eagle Mountain Mining Limited (ACN 621 541 204) (Eagle Mountain) and should be read in conjunction the Company's Annual Report, issued by Eagle Mountain 22 October 2021 and subsequent ASX announcements made by the company.

NATURE OF PRESENTATION: This presentation is not investment advice and should not be relied upon to make any investment decision. This presentation is not a prospectus or other disclosure document and does not contain all of the information which would be found in such documents or which may be required by an investor to make a decision regarding an investment in Eagle Mountain. This presentation has not and will not be lodged with the Australian Securities and Investments Commission.

FORWARD-LOOKING STATEMENTS: This presentation contains forward-looking statements which incorporate an element of uncertainty or risk, such as 'intends', 'may', 'could', 'believes', 'estimates', 'targets' or 'expects'. These statements have been prepared with all reasonable care and attention, based on an evaluation of current economic and operating conditions, as well as assumptions regarding future events. These events are, as at the date of this presentation, expected to take place, but there cannot be any guarantee that such events will occur as anticipated or at all given that many of the events are outside Eagle Mountain's control. The stated events may differ materially from results ultimately achieved. Accordingly, Eagle Mountain and its officers, employees and advisers, cannot and do not give any assurance that the results, performance or achievements expressed or implied by the forward-looking statements contained in this presentation will actually occur. Further, other than as required by law, Eagle Mountain may not update or revise any forward-looking statement if events subsequently occur or information subsequently becomes available that affects the original forward-looking statement

NO WARRANTIES OR REPRESENTATIONS: Although Eagle Mountain has used due care and diligence in the preparation of this presentation, to the extent permitted by law, no representation or warranty is made by Eagle Mountain nor any of its officers, employees or advisers, as to the accuracy or completeness of the information in this presentation. No information contained in this presentation or any other written or oral communication transmitted or made available shall be relied upon as a promise or representation and no representation or warranty is made as to the accuracy or attainability of any estimates, forecasts or projections set out in this presentation. No liability will attach to Eagle Mountain, or its officers, employees or advisers, with respect to any such information, estimates, forecasts or projections.

DISCLAIMER: Except for statutory liability which cannot be excluded, Eagle Mountain, its officers, employees, contractors and advisors expressly disclaim any responsibility for the accuracy or completeness of the material contained in this presentation and exclude all liability whatsoever (including in negligence) for any loss or damage which may be suffered by any person as a consequence of any information in this presentation or any error or omission therefrom.

COPYRIGHT: Eagle Mountain holds the copyright in this paper. Except as permitted under the Copyright Act 1968 (Cth), this paper or any part thereof may not be reproduced without Eagle Mountain's written permission.

COMPETENT PERSON STATEMENT The information in this document that relates to Exploration Activities is based on information compiled by Mr Fabio Vergara and Mr Brian Paull who are both Members of The Australasian Institute of Mining and Metallurgy (MAusIMM) and have sufficient experience relevant to the activity which they are undertaking to qualify as a Competent Persons as defined in the 2012 Edition of the Australasian Code for Reporting of Exploration Results, Mineral Resources and Ore Reserves (JORC Code 2012). Mr Vergara is the Chief Geologist and Mr Paull Principal Geologist of Eagle Mountain Mining Limited and consent to the inclusion in this document of the information in the form and context in which it appears. Mr Vergara and Mr Paull hold shares and options in Eagle Mountain Mining Limited.

Where the Company references the JORC Mineral Resource Estimate announced on 6 October 2022 The information in this announcement that relates to the Mineral Resource estimates is based on work conducted by Eagle Mountain Mining Ltd and reviewed by Mr Rodney Brown of SRK Consulting (Australasia) Pty Ltd. Rodney Brown is a member of The Australasian Institute of Mining and Metallurgy and has sufficient experience that is relevant to the style of mineralisation and type of deposit under consideration and to the activity he is undertaking, to qualify as a Competent Person in terms of the Australasian Code for Reporting of Exploration Results, Mineral Resources and Ore Reserves (JORC Code, 2012).

Where the Company references historic exploration results including technical information from previous ASX announcements including 25 May 2020, JORC Table 1 disclosures are included within them. The Company confirms that it is not aware of any new information or data that materially affects the information included in those announcements, and all material assumptions and technical parameters underpinning the results within those announcements continue to apply and have not materially changed. In addition the form and context in which the Competent Persons findings are presented have not been materially modified from the original reports.

EAGLE MOUNTAIN VALUE PROPOSITION

- Tier-1 jurisdiction - safe, mining friendly, local mining services available, infrastructure
- Scale potential – large, high-grade prospective undrilled areas
- History of production – existing underground infrastructure, metallurgical history, previously permitted
- Large and expanding JORC Resources - including optionality at lower copper cut-offs
- Focus on low emission, low disturbance mining



Underground refurbishment works in progress – September 2022


OCTOBER 22 UPDATED MINERAL JORC RESOURCE




16.5 Mt at a 1% Cu cut-off



240,000t at 1.45% Cu



8.0Moz at 15.10g/t Ag



100Koz at 0.19g/t Au

- 95 New holes representing a 14% increase in total number of holes in Resource
- 65 % of Update Resource is in 'Indicated' or 'Measured' categories
- 36% increase in contained copper at a 0.8% Copper cut-off
- Increasing grades at higher confidence resource categories
- Reviewed by independent consultants SRK

Drilling continues with focus on upgrading and expanding resources

POST UPDATE RESULTS - EXTENSION POTENTIAL



Cu²⁹
Copper

11.9m at 2.94% Cu, 42.6g/t Ag, 0.49g/t Au, including
▪ 3.3m at 7.0% Cu, 98g/t Ag and 1.01g/t Au

Cu²⁹
Copper

19.1m at 2.23% Cu, 34.1g/t Ag, 0.43g/t Au, including
▪ 9.3m @ 3.63% Cu, 59.6g/t Ag and 0.76g/t Au

Cu²⁹
Copper

0.7m at 16.9% Cu, 136g/t Ag and 0.25g/t Au

Cu²⁹
Copper

10.7m at 1.97% Cu, 23.4/t Ag and 0.32/t Au

Cu²⁹
Copper

3.3m at 3.38% Cu, 32.9g/t Ag and 0.51g/t Au



7.0% Cu, 98.37g/t Ag, 1.01g/t Au



16.9% Cu, 136g/t Ag, 0.25g/t Au



3.63% Cu, 59.56g/t Ag, 0.76g/t Au

MINERAL RESOURCE AT A 1% COPPER CUT-OFF



Improving grades with
higher confidence
categories

65% of the Resource is
in Measured or
Indicated Categories

Resource Category	Tonnes [Mt]	Cu [%]	Ag [g/t]	Au [g/t]	Contained Cu [t]	Contained Ag [Oz]	Contained Au [Oz]
Measured	2.1	1.57	16.42	0.21	33,000	1,111,000	14,000
Indicated	8.7	1.49	14.94	0.21	129,000	4,178,000	59,000
Combined M+I	10.8	1.50	15.23	0.21	162,000	5,290,000	74,000
Inferred	5.7	1.36	14.85	0.15	77,000	2,719,000	28,000
Total M+I+I	16.5	1.45	15.10	0.19	240,000	8,009,000	102,000

JORC RESOURCES AT ALTERNATIVE CUT-OFF GRADES PROVIDING OPTIONALITY



36% increase in contained copper at
0.8% Cu cut-off

240,000t Copper
8.1Moz Silver
102Koz Gold

16.5 Mt
at 1.45% Cu

1% Cu Cut-off

327,000t Copper
10.9Moz Silver
143Koz Gold

26.3 Mt
at 1.24% Cu

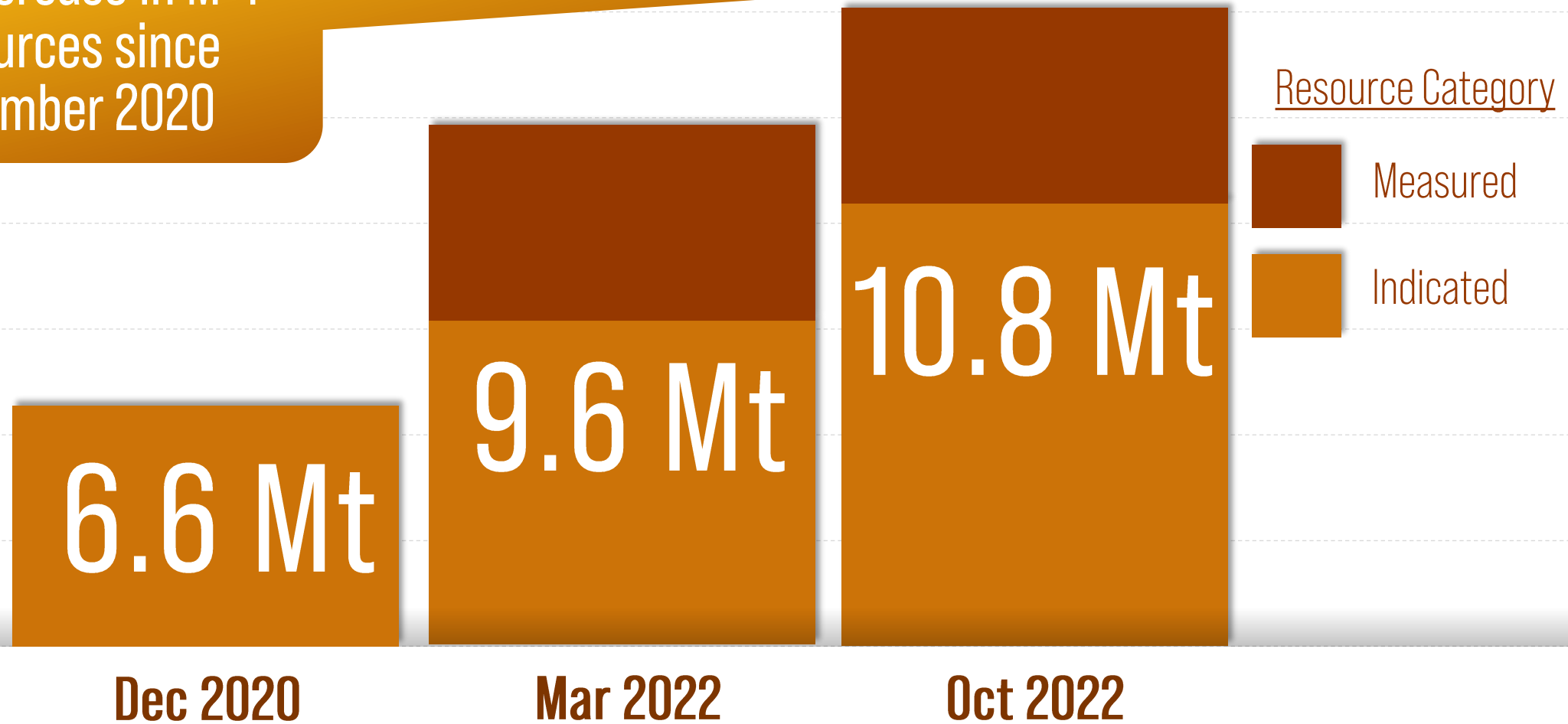
0.8% Cu Cut-off

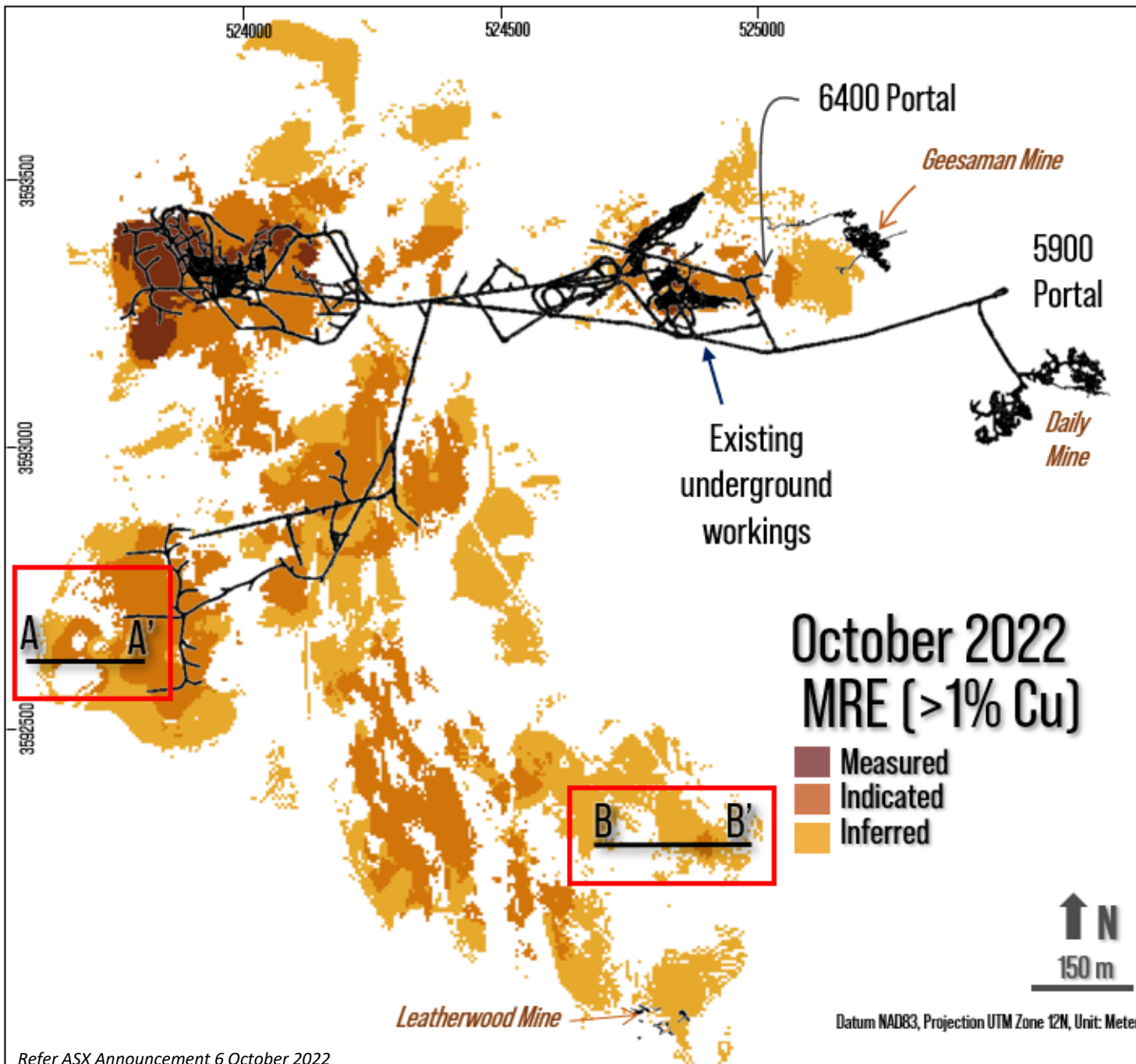
October 2022 Updated JORC Resources (Measured + Indicated + Inferred)

GROWTH OF MEASURED AND INDICATED RESOURCES (1% CU CUTOFF)



64% Increase in M+I
Resources since
December 2020





Refer ASX Announcement 6 October 2022

Updated MRE showing distribution of Resource Categories and existing underground workings.

SIGNIFICANTLY IMPROVED GEOLOGICAL MODEL



- 95 new diamond holes since previous update
- Significantly improved drill targeting
- Many prospective areas remain untested
- 23 holes pending assays – ongoing expansion and upgrade potential

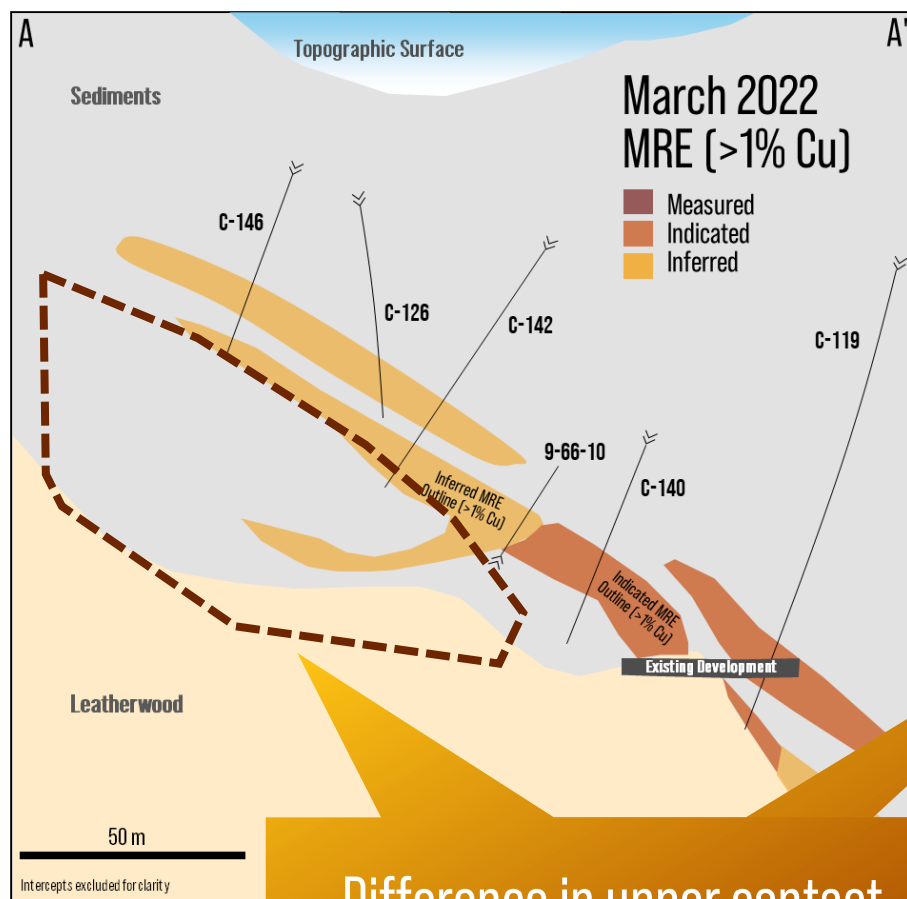


Drilling continues with focus on upgrading and expanding resources

MAJOR IMPROVEMENTS TO THE GEOLOGICAL MODEL

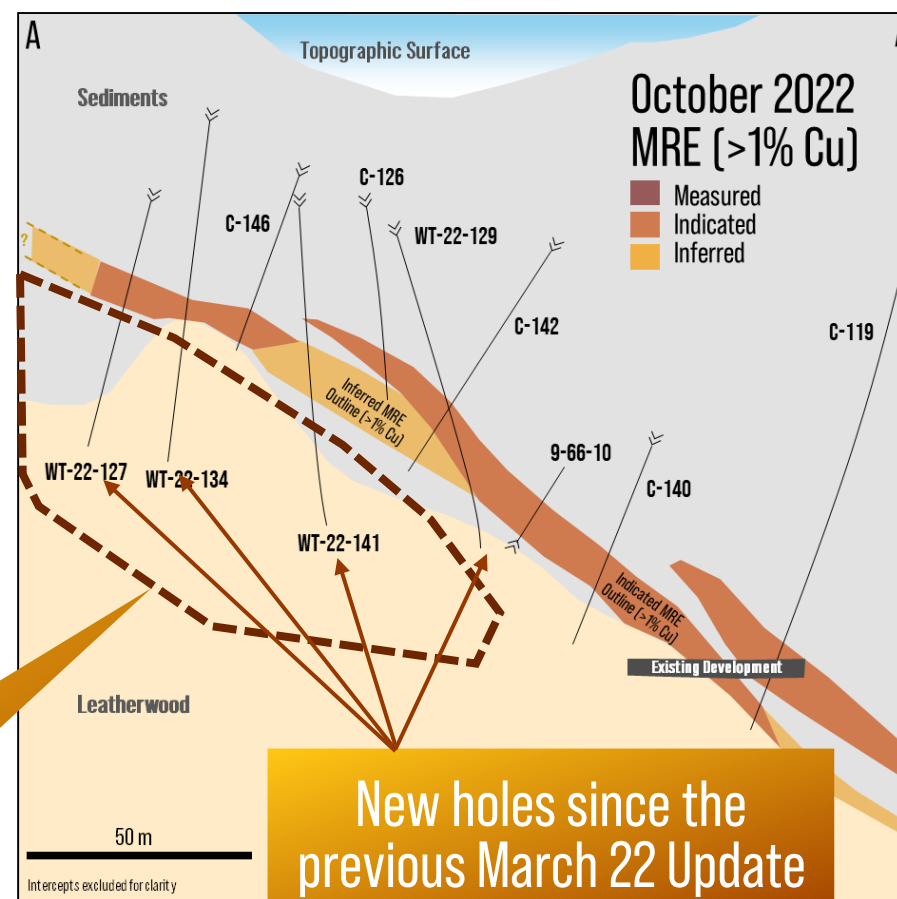


March 2022 Model

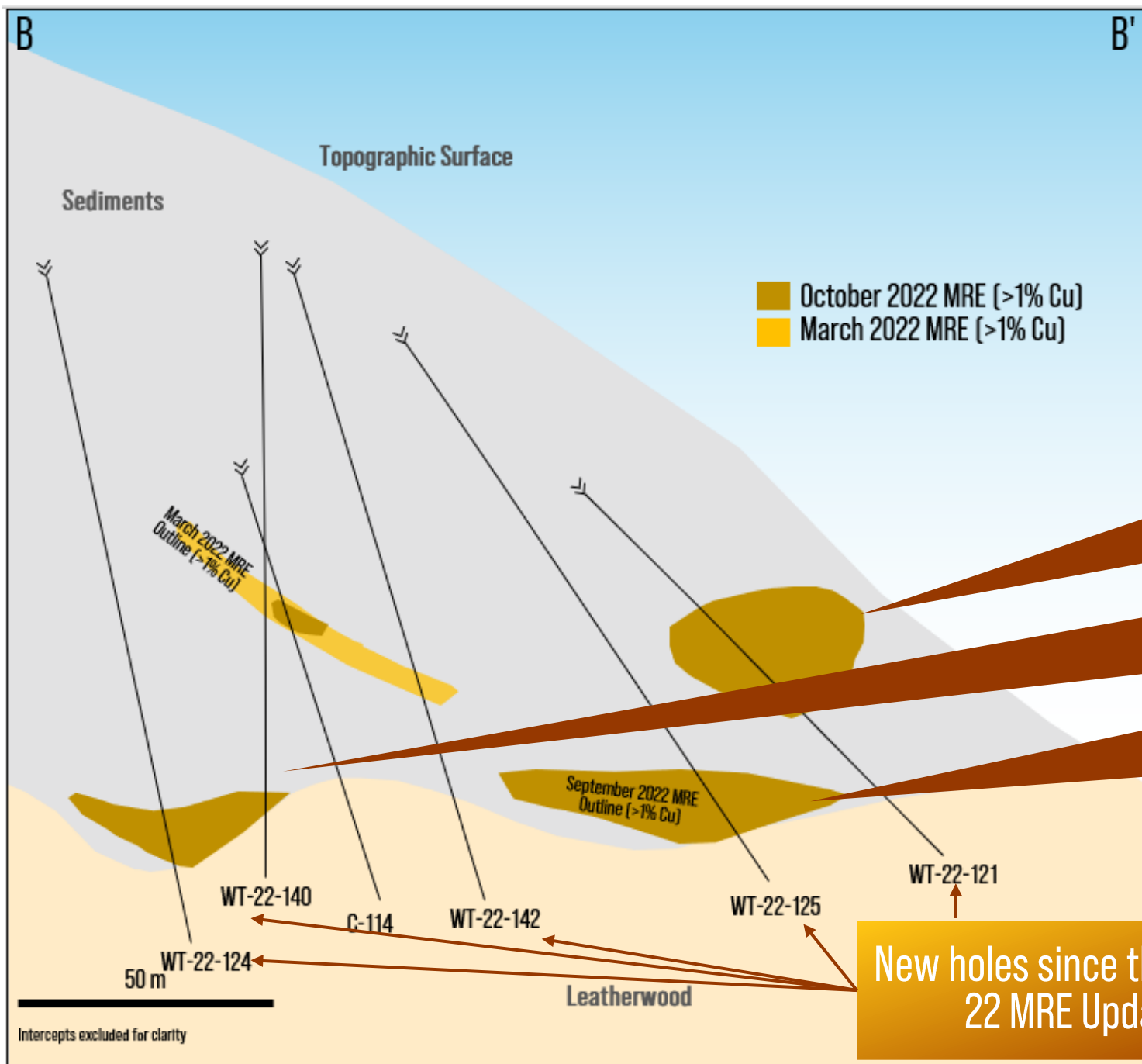


Difference in upper contact definition with increased drilling

October 2022 Model



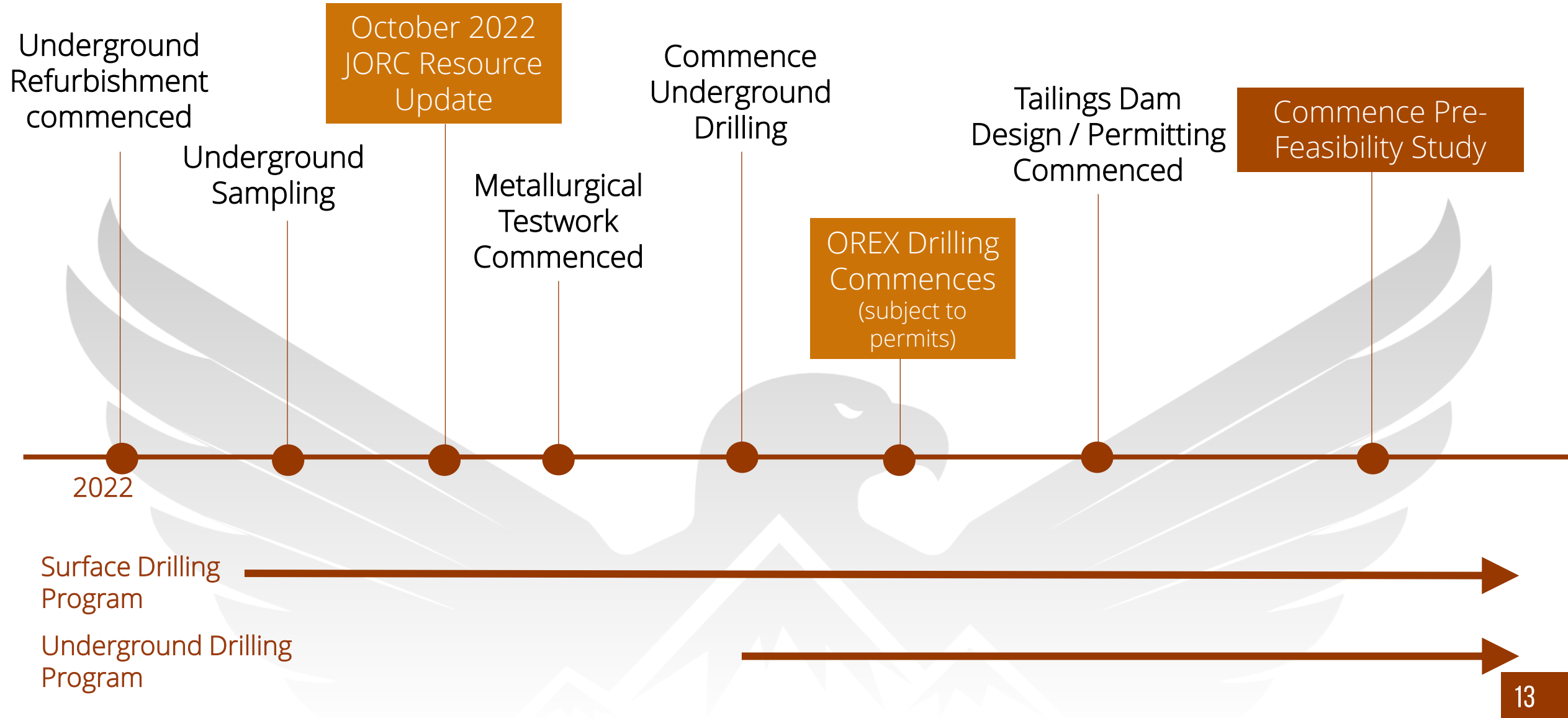
New holes since the previous March 22 Update



New drilling is
discovering more
mineralisation

New holes since the March
22 MRE Update

PATHWAY TO FEASIBILITY – FUTURE ACTIVITIES



OREX TARGET AREA

- Outcropping high grade mineralization outside the updated MRE
- Geophysical (Magnetic) anomaly for 3km (east -west)
- Historic artisanal mines
- Plan to drill once permit received.

**OREX is a potential game changer for
Oracle Ridge**



Artisanal Mine at OREX target area (outside resource)



Outcropping mineralisation near the Daily Mine area (outside resource)

524000

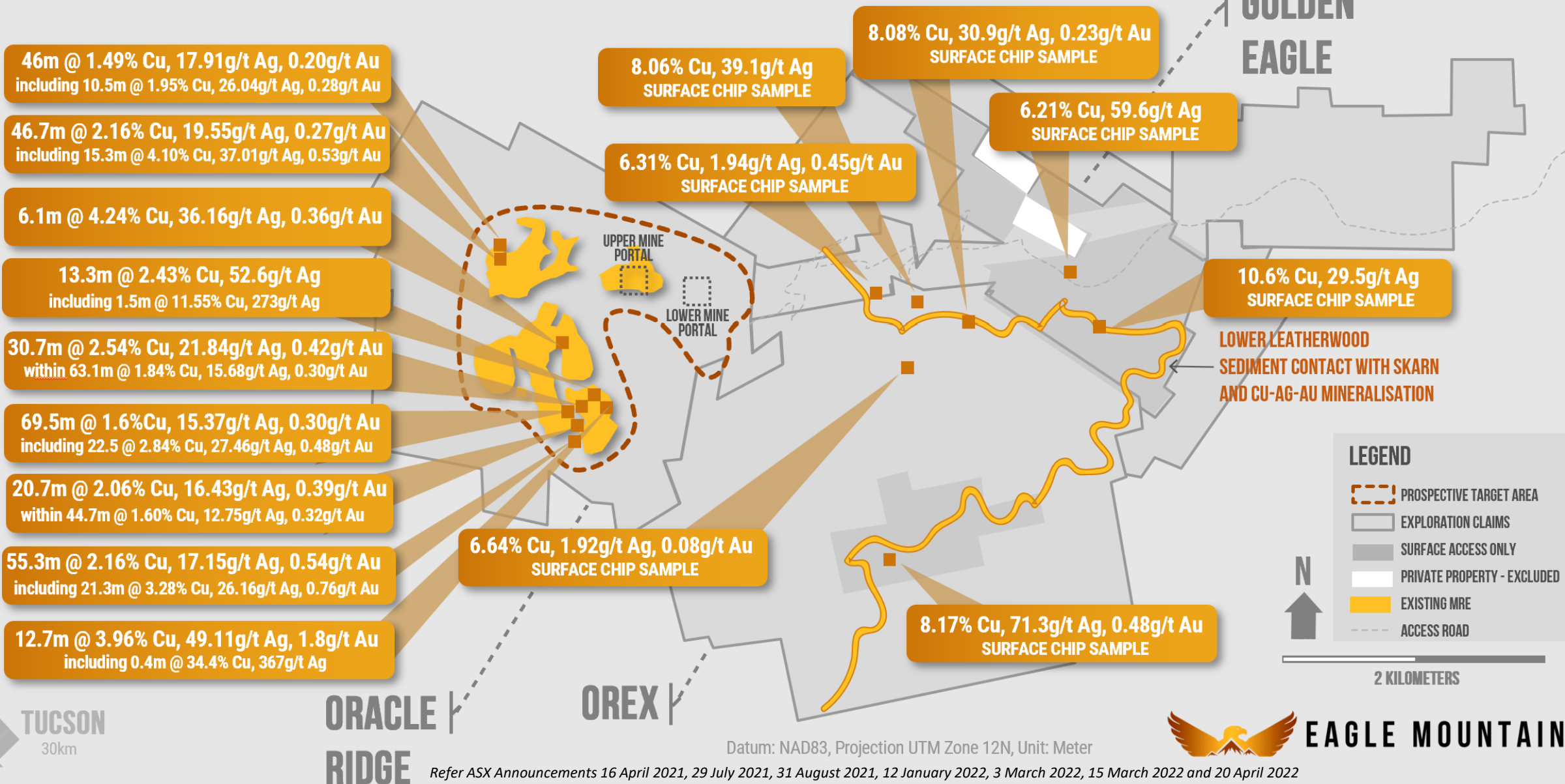
523000



SAN MANUEL

20km

STRONG RESOURCE GROWTH AND UPGRADE POTENTIAL



THE EAGLE MOUNTAIN OPPORTUNITY

- Copper: in-demand commodity in short supply
- Limited copper projects in development
- Existing infrastructure for low capital mining re-start
- Low disturbance as an underground operation
- Low emission mine potential
- Tier 1 jurisdiction
- Prospective geology
- JORC Resources continue to grow
- Previously mined





EAGLE MOUNTAIN MINING

CONTACT INFORMATION

Ground Floor, 22 Stirling Highway
Nedlands, Western Australia, 6009

info@eaglemountain.com.au

eaglemountain.com.au

This Announcement has been approved for release by the Board of Eagle Mountain Mining Limited

APPENDIX 1

The Company's Mineral Resource Statement has been compiled in accordance with the Australian Code for Reporting of Exploration Results, Mineral Resources and Ore Reserves (The JORC Code 2012) and Chapter 5 of the ASX Listing Rules and ASX Guidance Note 31. The Company has no Ore Reserve estimates.



The Company governs its activities in accordance with industry best-practice. The resource reports and supporting data were subjected to internal analysis and peer-review before release.

Mineral Resources

The information in this announcement that relates to the Mineral Resource estimates is based on work conducted by Mr Rodney Brown of SRK Consulting (Australasia) Pty Ltd. Rodney Brown is a member of The Australasian Institute of Mining and Metallurgy and has sufficient experience that is relevant to the style of mineralisation and type of deposit under consideration and to the activity he is undertaking, to qualify as a Competent Person in terms of the Australasian Code for Reporting of Exploration Results, Mineral Resources and Ore Reserves (JORC Code, 2012).

On 6 October 2022 the Company announced an upgraded JORC 2012 compliant MRE for the Oracle Ridge Project at a 1% Copper cut-off grade, the Resource at Oracle Ridge now stands at **16.5Mt at 1.45% Cu, 15.1g/t Ag and 0.19g/t Au**. A summary of the Resource is presented in Table 1 below. Refer to ASX Announcement 6 October 2022.

Table 1 - October 2022 MRE Resource Categories at 1% Cu cut-off

Resource Category	Tonnes [Mt]	Cu [%]	Ag [g/t]	Au [g/t]	Contained Cu [t]	Contained Ag [Oz]	Contained Au [Oz]
Measured	2.1	1.57	16.42	0.21	33,000	1,111,000	14,000
Indicated	8.7	1.49	14.94	0.21	129,000	4,178,000	59,000
Subtotal M+I	10.8	1.50	15.23	0.21	162,000	5,290,000	74,000
Inferred	5.7	1.36	14.85	0.15	77,000	2,719,000	28,000
Total M+I+I	16.5	1.45	15.10	0.19	240,000	8,009,000	102,000

Table 2 - October 2022 MRE Resource Categories at 0.8% Cu cut-off

Resource Category	Tonnes [Mt]	Cu [%]	Ag [g/t]	Au [g/t]	Contained Cu [t]	Contained Ag [Oz]	Contained Au [Oz]
Measured	2.8	1.40	14.67	0.19	39,000	1,324,000	17,000
Indicated	13.2	1.28	12.91	0.19	170,000	5,496,000	80,000
Subtotal M+I	16.0	1.30	13.22	0.19	209,000	6,820,000	97,000
Inferred	10.3	1.15	12.43	0.14	118,000	4,114,000	46,000
Total M+I+I	26.3	1.24	12.91	0.17	327,000	10,933,000	143,000

Note - Totals may not add due to rounding differences

Exploration Activities

The information in this document that relates to new Exploration Activities is based on information compiled by Mr Fabio Vergara and Mr Brian Paull who are both Members of The Australasian Institute of Mining and Metallurgy (MAusIMM) and have sufficient experience relevant to the activity which they are undertaking to qualify as a Competent Persons as defined in the 2012 Edition of the Australasian Code for Reporting of Exploration Results, Mineral Resources and Ore Reserves (JORC Code 2012). Mr Vergara is the Chief Geologist and Mr Paull is the Director of Exploration of Eagle Mountain Mining Limited and both consent to the inclusion in this document of the information in the form and context in which it appears. Mr Vergara and Mr Paull hold shares and options in Eagle Mountain Mining Limited.