
QUARTERLY ACTIVITIES REPORT FOR THE PERIOD ENDED 30 SEPTEMBER 2022

Morck Well JV, Bryah Basin (SFR earning 70%)

- Results returned from diamond drill hole (MWDD0006) completed at the Citra Prospect with a maximum result of 2m @ 0.15% Cu from 1,039m
- Two RC drill holes (MWRC0053 and 0054) for 783m completed at the Citra Prospect
- MWDD0006 intersected previously unmapped host DeGrussa Formation sediments along strike from previously recorded significant copper intersections
- All assay results from the sampling of the RC drill holes are pending
- Four RC drill holes and DHEM planned in December quarter

Cashman/Cheroona (100% AUR)

- Sandfire Resources (ASX: SFR) formally withdrew from the Cheroona and Cashman Joint Ventures effective 4 August 2022
- Data review completed by Auris has confirmed gold anomalous zones in historic drilling totalling 3km (combined)
- Previous JV partner Sandfire Resources (ASX: SFR) has completed significant exploration across the tenements targeting copper mineralisation
- Anomalous results within previous drilling within zones, include*:
 - 10m @ 0.75g/t Au from 25m (CHAC1205)
 - 5m @ 0.86g/t Au from 96m (OTRC004)
 - 1m @ 9.72g/t Au from 40m (CHAC0780)
 - 5m @ 0.60g/t Au from 25m (CHAC1185)
- Base metal mineralisation at the Orient Prospect associated with most significant anomalous zone including 33m @ 0.28% Cu from surface (ORC004) and highly significant rock chip anomalism returning results up to 12.8% Cu, 41.7g/t Au, 0.38% Zn, 0.35% Pb and 337ppm As**
- Follow up work is being planned at Cashmans and Cheroona to evaluate these encouraging anomalous trends
- Several additional areas of discrete gold anomalism to be followed up initially by ground reconnaissance, mapping and rock chip sampling

Corporate

- Cash balance at 30 September 2022 of \$3.2M
- Auris continues to assess new strategic project opportunities

Gold and base metals explorer **Auris Minerals Limited** ("Auris" or "the Company") (ASX: AUR) is pleased to provide its Quarterly Activities Report for the period ended 30 September 2022.

* Refer ASX Announcements dated 28 January 2020, 20 April 2020, 17 July 2020, 23 October 2020 and 10 July 2017

**Refer ASX Announcements dated 7 July 2017

Commenting on the September quarter, Auris Managing Director, Mike Hendriks said: "Sandfire continue to advance exploration across the Morck Well Project with a further two RC drill holes completed aimed at following up the encouraging mineralisation and geology at the Citra Prospect. Assays and DHEM results on these holes are pending.

Follow-up RC drilling is planned for Morck Well to test the strike continuity of the supergene mineralisation and the potential for mineralisation at depth at the McLean Well prospect.

We are encouraged by the initial indications from our review of previously completed drilling at the Cheroona and Cashman projects in the Bryah Basin. Sandfire Resources completed a tremendous amount of exploration and drilling across these tenements targeting copper mineralisation. Following SFR's withdrawal from the JV our technical team was presented with a significant data set that has clearly highlighted a 3km gold mineralised zone that warrants follow-up evaluation.

Auris continues its exploration of work on all projects with a focus on Feather Cap and Forrest where a number of targets justify follow up drilling. Auris also continues to assess other opportunities that complement our current portfolio and strategic focus.

Company Overview & Background on Joint Ventures

Auris is exploring for base metals and gold in the Bryah Basin of Western Australia. Auris has consolidated a tenement portfolio of 1,385km², which is divided into eight well-defined project areas: **Forrest, Cashman, Cheroona, Doolgunna, Morck Well, Feather Cap, Milgun** and **Horseshoe Well**, (Figure 1).

In February 2018, Auris entered a Farm-in Agreement with Sandfire Resources Limited ("Sandfire"; ASX: SFR) in relation to the Morck Well and Doolgunna Projects which covers ~430km² (the Morck Well JV). Sandfire has the right to earn a 70% interest in each of above projects upon completion of a Feasibility Study on a discovery of not less than 50,000t contained copper (or metal equivalent) on each of the Projects. Auris manages exploration on all other tenements, including those that are subject to arrangements with third parties.

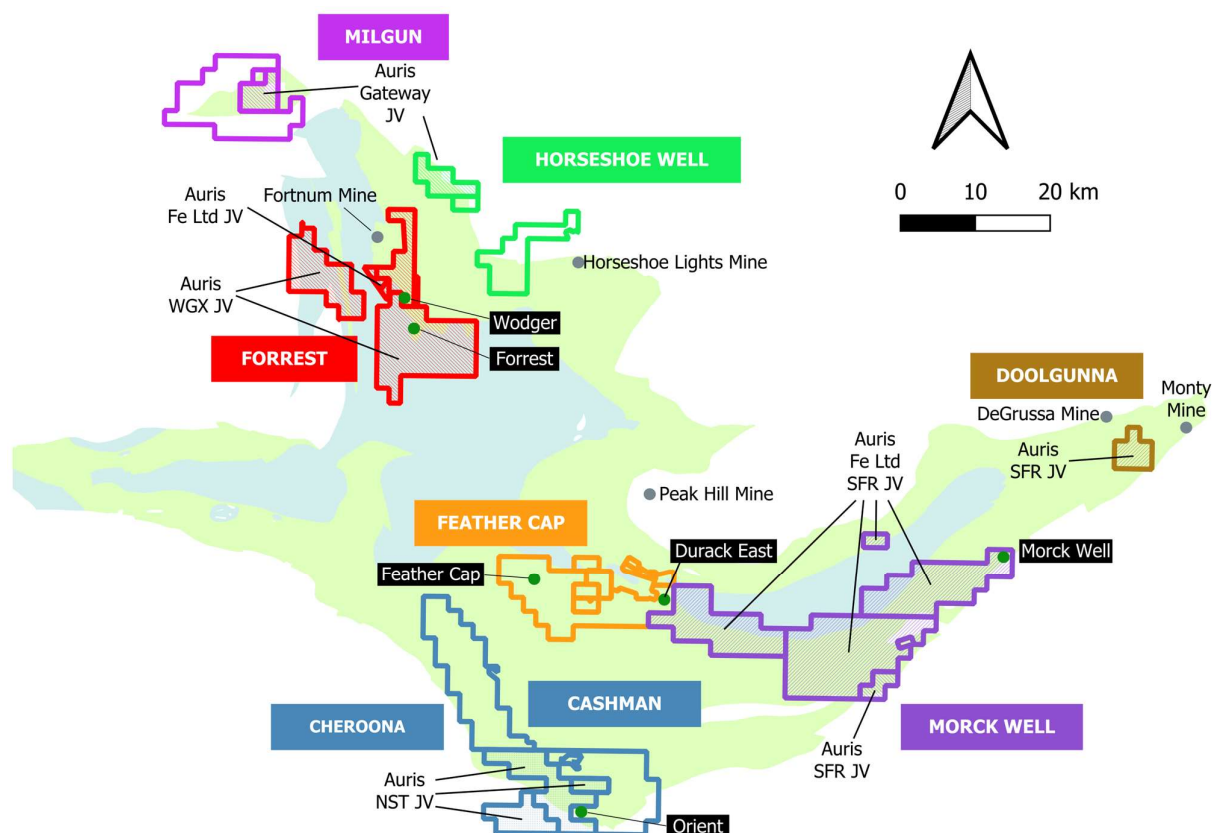


Figure 1. Auris' copper-gold exploration tenement portfolio, with Sandfire (SFR), Northern Star (NST), Westgold (WGX), Fe Ltd and Gateway JV areas indicated

Notes:

1. The Forrest Project tenements E52/1659 and E52/1671 have the following outside interests:
 - Auris 80%; Westgold Resources Ltd 20% (ASX:WGX). Westgold Resources Ltd interest is free carried until a Decision to Mine
 - Westgold Resources Ltd own the gold rights over the Auris interest.
2. The Forrest Project tenements P52/1494-1496 have the following outside interests:
 - Auris 80%; Fe Ltd 20% (ASX:FEL). Fe Ltd interest is free carried until a Decision to Mine
3. The Forrest Project tenements P52/1493 has the following outside interests:
 - Westgold Resources Ltd own the gold rights over the Auris interest.
4. The Cheroona Project tenements E51/1391, E51/1837-38 have the following outside interests:
 - Auris 70%; Northern Star Resources Ltd 30% (ASX:NST)
5. The Horseshoe Well Project tenement E52/3291 has the following outside interests:
 - Auris 85%; Gateway Projects WA Pty Ltd (formerly OMNI Projects Pty Ltd) 15% (Gateway Projects free carried until a Decision to Mine)
6. The Milgun Project tenement E52/3248 has the following outside interests:
 - Auris 85%; Gateway Projects WA Pty Ltd (formerly OMNI Projects Pty Ltd) 15% (Gateway Projects free carried until a Decision to Mine)
7. The Morck Well Project tenements E51/1033, E52/1613 and E52/1672 have the following outside interests:
 - Auris 80%; Fe Ltd 20% (ASX:FEL). Fe Ltd interest is free carried until a Decision to Mine

EXPLORATION

1. MORCK WELL JV (Sandfire earning 70% Interest)

Project Summary

In February 2018, Auris entered a Farm-in Agreement with Sandfire in relation to the Morck Well and Doolgunna Projects which covers ~430km². The Morck Well and Doolgunna Projects are strategically located 22km to the south-west and 4km to the southeast respectively, of Sandfire's DeGrussa Copper Mine in Western Australia. The Morck Well project is also located 8km along strike from Sandfire's Old Highway gold deposit with comparable high-grade gold mineralisation being intersected associated within similar geology within regional Air Core drilling completed to date.

Diamond Drilling Results

Results were received from the diamond drill hole (MWDD0006 – Refer ASX Announcement 21 July 2022) completed during the June 2022 quarter at the Citra Prospect.

The drill hole was designed to test an interpreted rift and transform structure intersection proximal to mapped exhalative sediments. The hole intersected several trace mineralised horizons containing minor bornite, chalcopryite and chalcocite. A maximum result of 2m @ 0.15% Cu from 1,039m was returned.

Hole ID	Prospect	From (m)	To (m)	Width (m)	Cu (ppm)	Au (ppb)	Zn (ppm)	Pb (ppm)
MWDD0006	Citra	1039	1041	2	1,545	5	74	19

Table 1: Citra Prospect Significant Results – September Quarter 2022

Follow-up RC Drilling

A total of 783m of RC drilling was completed over two holes. The RC drilling was designed to evaluate potential up-dip extensions of several minor mineralised horizons in MWDD0006 containing minor bornite, chalcopryite and chalcocite in an interpreted rift and transform structure intersection proximal to mapped exhalite sediments.

MWRC0053 was completed to a depth of 448m and encountered mostly mafic dolerite and basalt with minor siltstone of Degruusa Member. MWRC0054 was incomplete at the end of the reporting period, the hole was drilled to 335m. Subsequent to the reporting period, MWRC0054 was completed to a depth of 449m. MWRC0054 consisted of dolerite with fine grained sediment exhalites horizons of the DeGrussa Member intersected at 339-348, 397-405, 411-431 and 435-449m. Despite the thick interval of magnetic jasperoidal exhalites sediments no significant visible mineralisation was logged.

Hole ID	Prospect	EOH Depth (m)	Easting (GDA94 Zone 51)	Northing (GDA94 Zone 51)	Dip	Azimuth	Comments
MWRC0053	Citra	448	717080	7152370	-65	120	
MWRC0054	Citra	335	717526	7152846	-60	120	Incomplete

Table 2: Citra Prospect RC Drill Hole Collar Details – September Quarter 2022

Geophysics

DHEM was completed on drill hole MWDD0006 during the reporting period. No anomalies interpreted to be associated with bedrock conductors were identified.

PVC has been successfully run into both MWRC0053 and MWRC0054 for DHEM surveying.

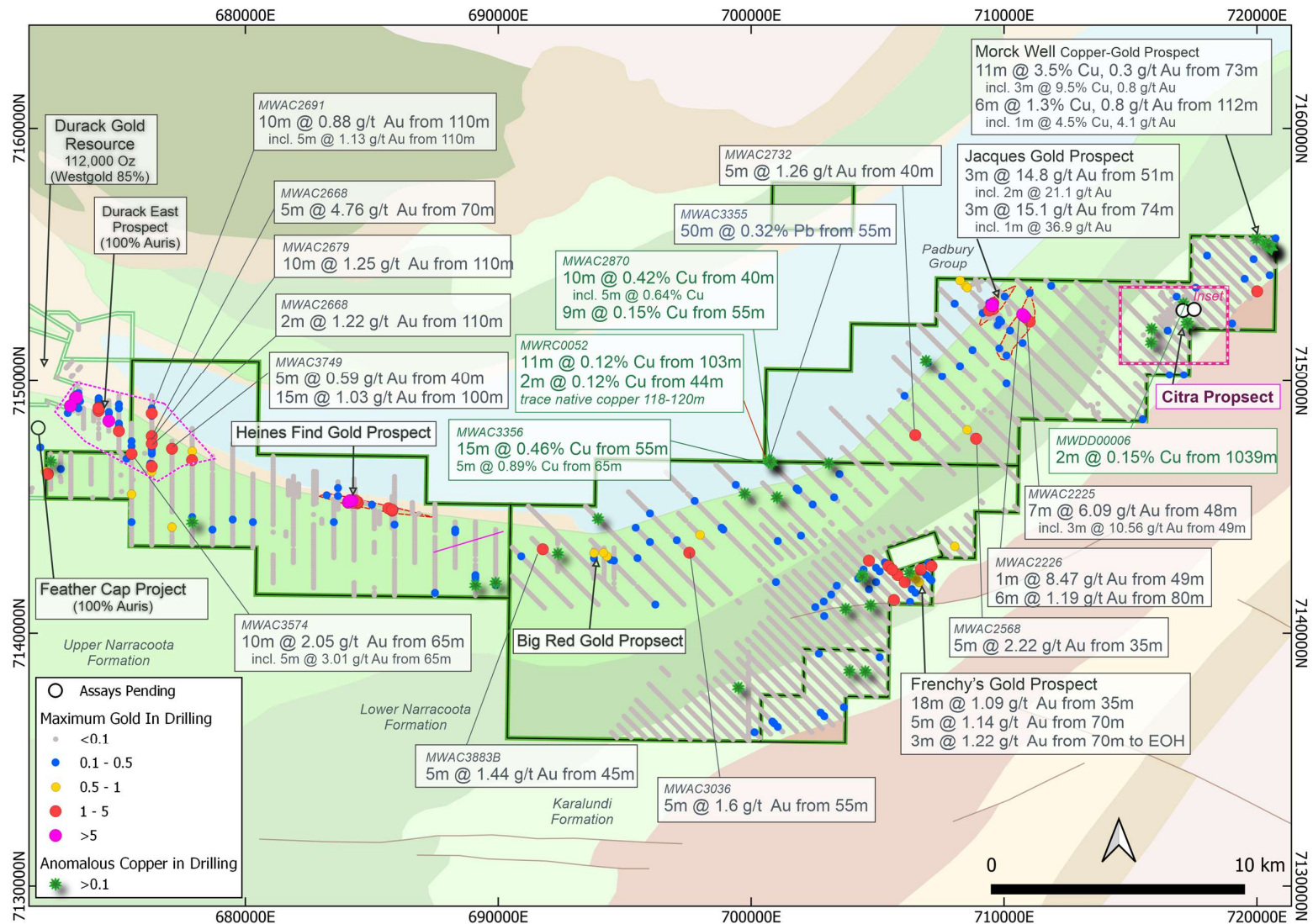


Figure 2 - Drilling Summary Plan - Morck Well Project

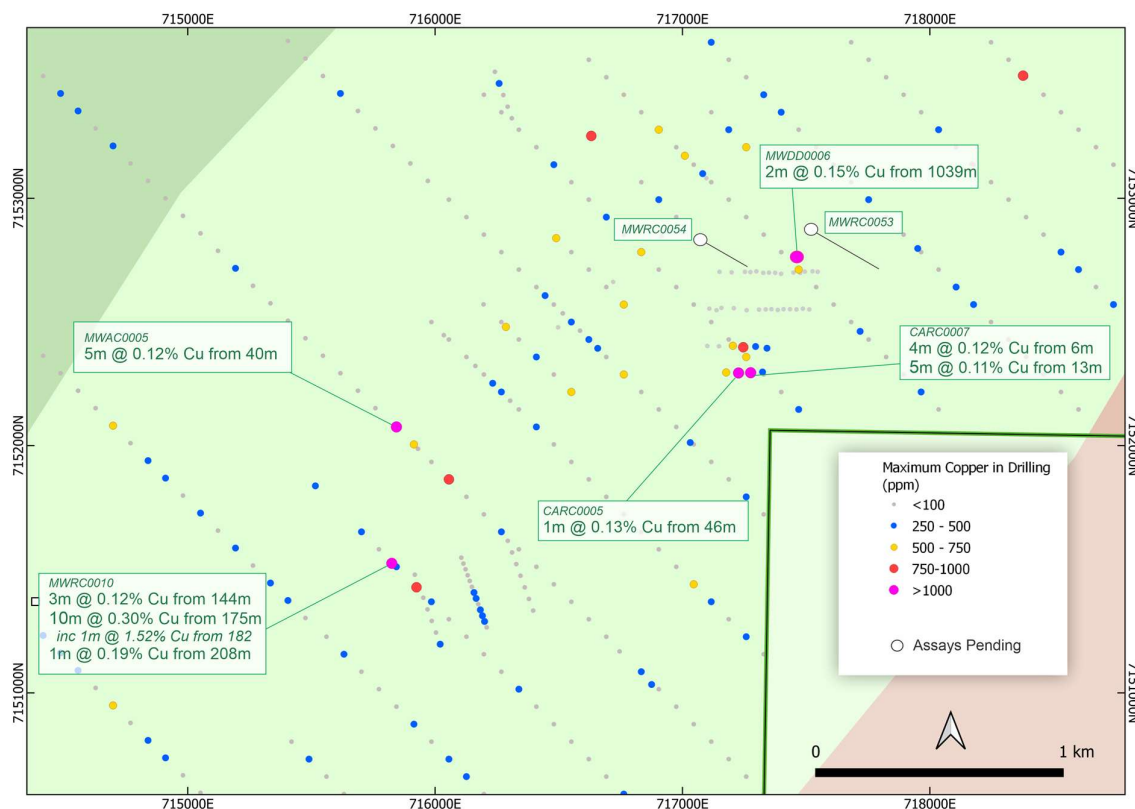


Figure 3 - Drilling Summary Plan – Citra Prospect

Figures 1 and 2 Notes -

Morck Well Copper – Gold Prospect –SFR ASX announcement 6 June 2018

Jacques Gold Prospect –RNI ASX announcement 16 April 2013

Frenchy's Gold Prospect – AUR ASX announcement 16 April 2019

Durack Gold Resource – refer WGX announcement 4 September 2017

SFR (MWAC/MWRC/MWDD prefix) results refer ASX announcements 30 March 2020, 20 April 2020, 17 July 2020, 23 October 2020, 20 January 2021, 20 April 2021, 9 June 2021 and 26 October 2022

Durack East Prospect - Refer ASX announcements 28 October 2020, 28 January 2021, 13 October 2021), 2 November 2021 and 17 December 2021

Ongoing and Forecast Work

DHEM is planned for MWRC0053 and MWRC0054.

Five RC drill holes for a total of 1,600m have been planned at the McLean Well Prospect to test the strike extent of the supergene Cu-Zn mineralisation identified in MWRC0052 and in the AC drill holes MWAC3354 – MWAC3356. These holes are expected to be drilled in Q2, 2023 together with any potential follow up drilling and Citra.

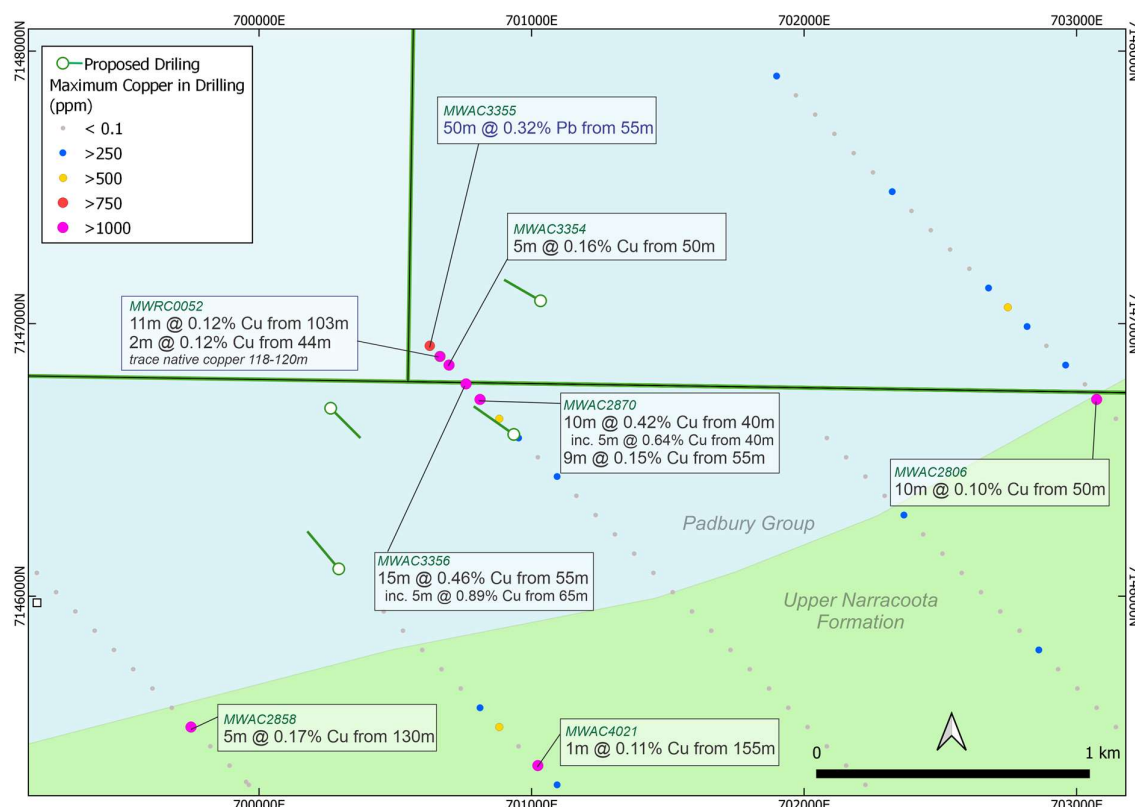


Figure 4. Drilling Summary Plan – McLean Well Prospect

2. CHEROONA/CASHMAN

CHEROONA/CASHMAN

Project Summary

During September 2019, Auris entered into a Farm-in with Sandfire in relation to the Cashman Project tenements, E51/1053 and E51/1120, (the Cashman JV) and during February 2020, Auris and Northern Star Resources Limited (NST) entered into a Farm-in agreement with Sandfire in relation to tenements, E51/1391, E51/1837 and E51/1838 (the Cheroona JV), to advance exploration at the Cashman and Cheroona Projects located in the Bryah Basin of Western Australia.

Effective from 4 August 2022, the Cheroona and Cashman project tenements were withdrawn from their respective farm-in agreements and a technical review was initiated on all available data provided by Sandfire.

During the tenure of the farm-in agreements, Sandfire completed extensive exploration and drilling across both projects. Exploration completed by Sandfire was primarily focused on targeting copper mineralisation and comprised the following key activities:

- 1,919 Air Core drill holes for 91,188 metres
- 7 RC drill holes for 2,931.09 metres
- 2 diamond drill holes for 1,431.6 metres
- Extensive moving loop electromagnetic surveys, (MLEM).
- Down hole electromagnetic surveys on RC and diamond holes

The data review has successfully highlighted two main zones of gold mineralisation. The most significant gold anomalous zone encompasses the Orient Copper Gold Prospect, which is in the north of the gold anomalism zone which trends over 2 kilometres in a northeast/southwest direction.

The gold anomalism is interpreted to be associated with the basal contact of the DeGrussa Formation, in contact with the Doolgunna Formation. The northern portion of the anomalism trends into the DeGrussa Formation where the DeGrussa/Doolgunna contacts reverts to a trend of northwest /southeast.

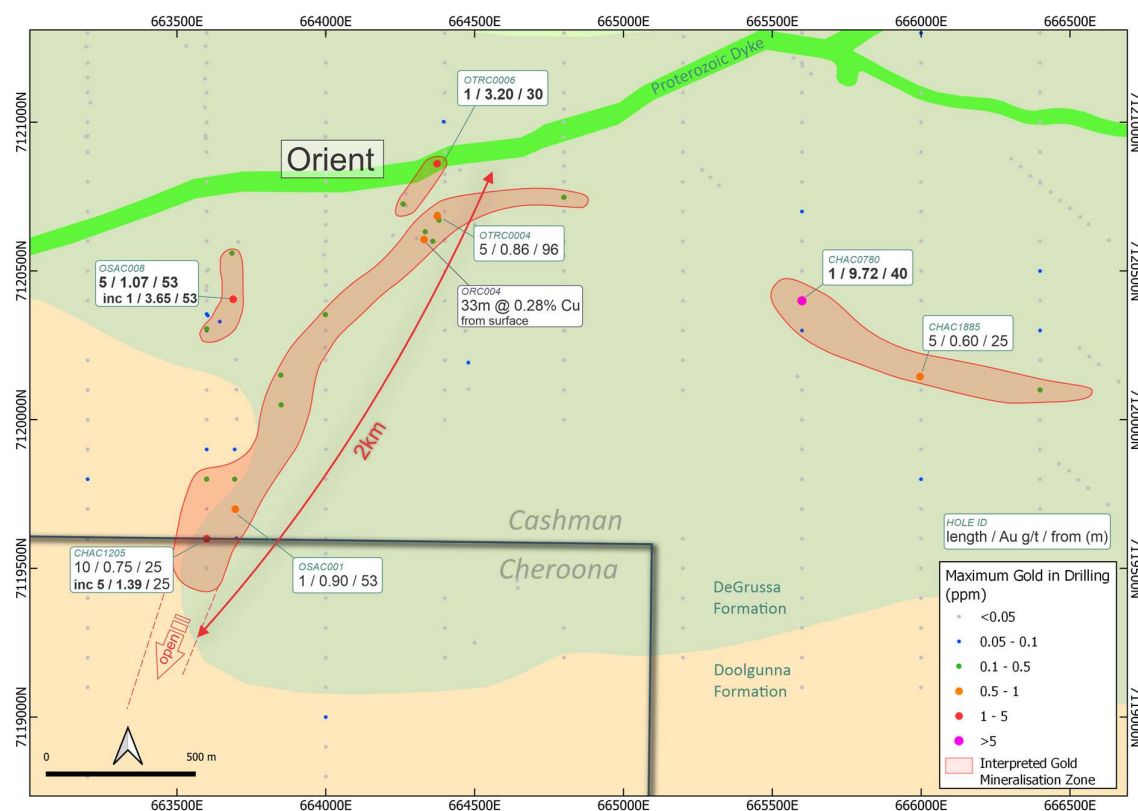


Figure 5. Cashman/Cheroona Projects – Interpreted Geology and Maximum Gold in Drilling

NOTES - Refer ASX Announcements dated 28 January 2020, 20 April 2020, 17 July 2020, 23 October 2020 and 10 July 2017.

Anomalous results from drilling within the anomalous gold zone include:

- 10m @ 0.75g/t Au from 25m (CHAC1205)
- 5m @ 0.86g/t Au from 96m (OTRC004)

The northern extent of the above interpreted gold anomalous has a copper association highlighted by anomalous copper results within drilling at the Orient prospect including 33m @ 0.28% Cu from 0m and highly significant rock chip anomalism returning results up to 12.8% Cu, 41.7g/t Au, 0.38% Zn, 0.35% Pb and 337ppm As.

The above anomalous gold zone is defined by drilling completed at a broad drill spacing of 50/100m x 400m.

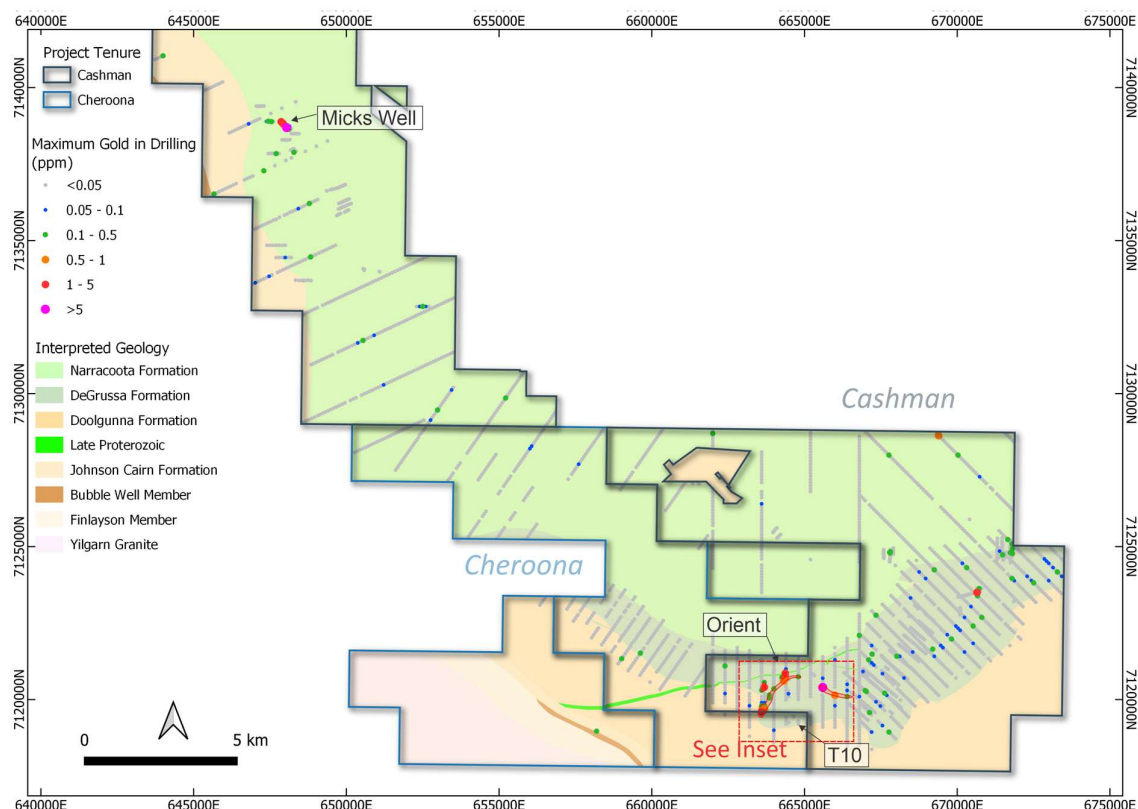


Figure 6. Cashman/Cheroona Projects – Interpreted Geology and Gold Geochemistry Plan

Another significant gold anomalous zone is located approximately 800 metres to the east of the Orient prospect and is interpreted to trend east-southeast for approximately 1 kilometre. The anomalous zone is poorly defined, with significant results being intersected in three air core drill holes completed at a spacing of 100m x 400m. Significant results from the drilling within the anomalous gold zone include:

- 1m @ 9.72g/t Au from 40m (CHAC0780)
- 10m @ 0.13g/t Au from 10m (CHAC0732)
- 5m @ 0.60g/t Au from 25m (CHAC1185)

Follow-up Exploration Plans

An evaluation programme is being planned to follow up the gold anomalous zones. Other discrete areas of gold anomalism within the completed drilling will initially be followed up by field reconnaissance, mapping and surface sampling.

3. Corporate Summary

Cash position

The Company had a cash position of \$3.2M at 30 September 2022.

Details of mining exploration activities

Details of exploration activities during the quarter are set out above.

The \$159,000 amount of exploration and evaluation expenditure capitalised is comprised of expenditure relating to geological staff salaries, tenement administration and maintenance, project evaluation, exploration programme generation/administration and geological interpretations.

Details of mining production and development activities

No production and development activities were undertaken during the quarter.

Details of tenement activities

Application for extension of term for E51/1120 for a further 1 year lodged on 5 July 2022.

Application for extension of term for E52/1910 for a further 1 year granted on 10 October 2022.

Application for extension of term for E51/1033 for a further 1 year lodged on 30 August 2022.

Application for extension of term for E52/1672 for a further 1 year granted on 15 September 2022.

Application for extension of term for E51/1053 for a further 1 year lodged on 16 September 2022.

Details of related party payments

The aggregate amount of payments to related parties and their associates included in the current quarter Cash flows from operating activities were \$59,000, comprising Directors fees and superannuation.

This release is authorised by the Board.

-ENDS-

For Further information please contact:

Mike Hendriks

M: +61 419 920 287

Managing Director

Competent Person's Statement

Information in this announcement that relates to exploration results is based on and fairly represents information and supporting documentation prepared and compiled by Mr Matthew Svensson, who is a Member of the Australian Institute of Geoscientists. Mr Svensson is Exploration Manager for Auris Minerals Limited. Mr Svensson has sufficient experience, which is relevant to the style of mineralisation and type of deposit under consideration, and to the activity which he is undertaking to qualify as a Competent Person, as defined in the 2012 Edition of the Australasian Code for Reporting Exploration Results, Mineral Resources and Ore Reserves. Mr Svensson consents to the inclusion in the announcement of the matters based on this information in the form and context in which it appears.

No New Information

Except where explicitly stated, this announcement contains references to prior exploration results and Mineral Resource estimates, all of which have been cross-referenced to previous market announcements made by the Company. The Company confirms that it is not aware of any new information or data that materially affects the information included in the relevant market announcements and, in the case of estimates of Mineral Resources that all material assumptions and technical parameters underpinning the results and/or estimates in the relevant market announcement continue to apply and have not materially changed.

Forward Looking Statements

This announcement has been prepared by Auris Minerals Limited. This document contains background information about Auris Minerals Limited and its related entities current at the date of this announcement. This is in summary form and does not purport to be all inclusive or complete. Recipients should conduct their own investigations and perform their own analysis in order to satisfy themselves as to the accuracy and completeness of the information, statements and opinions contained in this announcement. This announcement is for information purposes only. Neither this document nor the information contained in it constitutes an offer, invitation, solicitation or recommendation in relation to the purchase or sale of shares in any jurisdiction.

This announcement may not be distributed in any jurisdiction except in accordance with the legal requirements applicable in such jurisdiction. Recipients should inform themselves of the restrictions that apply in their own jurisdiction. A failure to do so may result in a violation of securities laws in such jurisdiction. This document does not constitute investment advice and has been prepared without taking into account the recipient's investment objectives, financial circumstances or particular needs and the opinions and recommendations in this representation are not intended to represent recommendations of particular investments to particular investments to particular persons. Recipients should seek professional advice when deciding if an investment is appropriate. All securities transactions involve risks, which include (among others) the risk of adverse or unanticipated market, financial or political developments.

No responsibility for any errors or omissions from this document arising out of negligence or otherwise is accepted. This document does include forward-looking statements. Forward-looking statements are only predictions and are subject to risks, uncertainties and assumptions which are outside the control of Auris Minerals Limited. Actual values, results, outcomes or events may be materially different to those expressed or implied in this announcement. Given these uncertainties, recipients are cautioned not to place reliance on forward-looking statements.

Any forward-looking statements in this announcement speak only at the date of issue of this announcement. Subject to any continuing obligations under applicable law and ASX Listing Rules, Auris Minerals Limited does not undertake any obligation to update or revise any information or any of the forward-looking statements in this document or any changes in events, conditions or circumstances on which any such forward-looking statement is based.

Table 3: Schedule of Mining Tenements as at 30 September 2022

Tenement Number	Registered Holder	Date Granted	Area Graticular Blocks(bk) / Hectares (ha)	Area Sq km	Note
Doolgunna Project					
E52/2438	Auris Minerals Limited	11/02/2010	7bk	21.68	1,7
Morck Well Project					
E51/1033	Auris Exploration Pty Ltd 80%; Jackson Minerals Pty Ltd 20%	22/09/2005	53bk	161.84	3,7
E51/1883	Auris Exploration Pty Ltd 100%	02/08/2019	4bk	12.21	7
E52/1613	Auris Exploration Pty Ltd 80 Jackson Minerals Pty Ltd 20%	29/03/2006	30bk	92.77	3,7
E52/1672	Auris Exploration Pty Ltd 80%; Jackson Minerals Pty Ltd 20%	22/09/2005	35bk	108.02	3,7
Feather Cap Project					
E52/1910	Auris Exploration Pty Ltd	10/08/2006	41bk	124.21	4
E52/2472	Auris Exploration Pty Ltd	19/11/2009	2bk	6.1	
E52/3275	Auris Exploration Pty Ltd	01/06/2016	2bk	6.1	
E52/3327	Auris Exploration Pty Ltd	15/10/2015	2bk	6.1	
E52/3350	Auris Exploration Pty Ltd	02/03/2016	3bk	9.2	
E52/3351	Auris Exploration Pty Ltd	02/03/2016	2bk	6.1	
P52/1497	Auris Exploration Pty Ltd	6/3/2015	155.90ha	1.56	
P52/1503	Auris Exploration Pty Ltd	6/3/2015	172.86ha	1.73	
P52/1504	Auris Exploration Pty Ltd	6/3/2015	191.81ha	1.92	
Cashman Project					
E51/1053	Auris Exploration Pty Ltd	22/09/2005	35bk	105.26	
E51/1120	Auris Exploration Pty Ltd	10/08/2006	40bk	122.46	
Cheroona Project					
E51/1391	Northern Star Resources Ltd	11/11/2010	21bk	64.82	9
E51/1837	Auris Exploration Pty Ltd 70% Northern Star Resources Ltd 30%	19/01/2018	3bk	9.2	9
E51/1838	Auris Exploration Pty Ltd 70% Northern Star Resources Ltd 30%	19/01/2018	11bk	33.62	9
Forrest Project					
E52/1659	Auris Exploration Pty Ltd 80% Aragon Resources Pty Ltd 20%	27/01/2004	13bk	34.09	5,8
E52/1671	Auris Exploration Pty Ltd 80% Aragon Resources Pty Ltd 20%	23/11/2004	61bk	185.26	5,8
P52/1493	Auris Exploration Pty Ltd	6/3/2015	191.66ha	1.92	5
P52/1494	Auris Exploration Pty Ltd 80% Jackson Minerals Pty Ltd 20%	6/3/2015	179.33ha	1.79	2
P52/1495	Auris Exploration Pty Ltd 80% Jackson Minerals Pty Ltd 20%	6/3/2015	181.09ha	1.81	2
P52/1496	Auris Exploration Pty Ltd 80% Jackson Minerals Pty Ltd 20%	6/3/2015	183.70ha	1.83	2
Milgun Project					
E52/3248	Auris Exploration Pty Ltd 85% Gateway Projects Pty Ltd 15%	31/03/2015	7bk	21.39	6

Tenement Number	Registered Holder	Date Granted	Area Graticular Blocks(bk) / Hectares (ha)	Area Sq km	Note
E52/3757	Auris Exploration Pty Ltd	7/1/2020	37bk	113.15	
Horseshoe Well Project					
E52/3291	Auris Exploration Pty Ltd 85% Gateway Projects Pty Ltd 15%	02/03/2016	8bk	24.45	6
E52/3166	Auris Exploration Pty Ltd	18/12/2014	20bk	103.92	
Notes: Auris Exploration Pty Ltd (AE) is a wholly owned subsidiary of Auris Minerals Limited. <ol style="list-style-type: none"> 1. Ascidian Prospecting Pty Ltd hold a 1% gross revenue royalty from the sale of all minerals. 2. Peak Hill Sale Agreement: AE 80%, Jackson Minerals Pty Ltd 20% & free carried to a decision to mine. 3. PepinNini Robinson Range Pty Ltd (PRR) hold a 0.8% gross revenue royalty from the sale or disposal of iron ore. 4. PRR hold a 1.0% gross revenue royalty from the sale or disposal of iron ore. 5. Westgold Resources Limited owns gold mineral rights over the AE interest. 6. AE 85% beneficial interest, Gateway Mining Limited 15% beneficial interest. 7. Sandfire Resources Limited – Earn-in Agreement with rights to earn 70% interest. 8. AE 80%, Westgold Resources Limited 20% & free carried to a decision to mine 9. AE 70%, Northern Star Resources Ltd 30% 					

Appendix 5B

Mining exploration entity or oil and gas exploration entity quarterly cash flow report

Name of entity

Auris Minerals Ltd

ABN

79 085 806 284

Quarter ended ("current quarter")

30 SEPTEMBER 2022

Consolidated statement of cash flows		Current quarter \$A'000	Year to date (3 months) \$A'000
1.	Cash flows from operating activities		
1.1	Receipts from customers	-	-
1.2	Payments for		
	(a) exploration & evaluation (if expensed)	-	-
	(b) development	-	-
	(c) production	-	-
	(d) staff costs	(59)	(59)
	(e) administration and corporate costs	(163)	(163)
1.3	Dividends received (see note 3)	-	-
1.4	Interest received	12	12
1.5	Interest and other costs of finance paid	-	-
1.6	Income taxes paid	-	-
1.7	Government grants and tax incentives	-	-
1.8	Lease and other income	23	23
1.9	Net cash from / (used in) operating activities	(187)	(187)

2.	Cash flows from investing activities		
2.1	Payments to acquire:		
	(a) entities	-	-
	(b) tenements	-	-
	(c) property, plant and equipment	-	-
	(d) exploration & evaluation	(159)	(159)
	(e) investments	-	-
	(f) other non-current assets	-	-

Consolidated statement of cash flows		Current quarter \$A'000	Year to date (3 months) \$A'000
2.2	Proceeds from the disposal of:		
	(a) entities	-	-
	(b) tenements	-	-
	(c) property, plant and equipment	-	-
	(d) investments	-	-
	(e) other non-current assets	-	-
2.3	Cash flows from loans to other entities	-	-
2.4	Dividends received (see note 3)	-	-
2.5	Other (provide details if material)	-	-
2.6	Net cash from / (used in) investing activities	(159)	(159)

3.	Cash flows from financing activities		
3.1	Proceeds from issues of equity securities (excluding convertible debt securities)	-	-
3.2	Proceeds from issue of convertible debt securities	-	-
3.3	Proceeds from exercise of options	-	-
3.4	Transaction costs related to issues of equity securities or convertible debt securities	-	-
3.5	Proceeds from borrowings	-	-
3.6	Repayment of borrowings	-	-
3.7	Transaction costs related to loans and borrowings	-	-
3.8	Dividends paid	-	-
3.9	Other (provide details if material)	-	-
3.10	Net cash from / (used in) financing activities	-	-

4.	Net increase / (decrease) in cash and cash equivalents for the period		
4.1	Cash and cash equivalents at beginning of period	3,572	3,572
4.2	Net cash from / (used in) operating activities (item 1.9 above)	(187)	(187)
4.3	Net cash from / (used in) investing activities (item 2.6 above)	(159)	(159)
4.4	Net cash from / (used in) financing activities (item 3.10 above)	-	-

Consolidated statement of cash flows		Current quarter \$A'000	Year to date (3 months) \$A'000
4.5	Effect of movement in exchange rates on cash held	-	-
4.6	Cash and cash equivalents at end of period	3,226	3,226

5.	Reconciliation of cash and cash equivalents at the end of the quarter (as shown in the consolidated statement of cash flows) to the related items in the accounts	Current quarter \$A'000	Previous quarter \$A'000
5.1	Bank balances	3,203	3,549
5.2	Call deposits	-	-
5.3	Bank overdrafts	-	-
5.4	Other (provide details)	23	23
5.5	Cash and cash equivalents at end of quarter (should equal item 4.6 above)	3,226	3,572

6.	Payments to related parties of the entity and their associates	Current quarter \$A'000
6.1	Aggregate amount of payments to related parties and their associates included in item 1	59
6.2	Aggregate amount of payments to related parties and their associates included in item 2	-
Note: if any amounts are shown in items 6.1 or 6.2, your quarterly activity report must include a description of, and an explanation for, such payments		

Payments included in item 6.1 are related to fees and remuneration (inclusive of superannuation) paid to Directors.

7.	Financing facilities <i>Note: the term “facility” includes all forms of financing arrangements available to the entity.</i> <i>Add notes as necessary for an understanding of the sources of finance available to the entity.</i>	Total facility amount at quarter end \$A’000	Amount drawn at quarter end \$A’000
7.1	Loan facilities	-	-
7.2	Credit standby arrangements	-	-
7.3	Other	-	-
7.4	Total financing facilities	-	-
7.5	Unused financing facilities available at quarter end	-	
7.6	Include in the box below a description of each facility above, including the lender, interest rate, maturity date and whether it is secured or unsecured. If any additional financing facilities have been entered into or are proposed to be entered into after quarter end, include a note providing details of those facilities as well.		
* N/A			

8.	Estimated cash available for future operating activities	\$A'000
8.1	Net cash from / (used in) operating activities (Item 1.9)	(187)
8.2	(Payments for exploration & evaluation classified as investing activities) (item 2.1(d))	(159)
8.3	Total relevant outgoings (Item 8.1 + Item 8.2)	(346)
8.4	Cash and cash equivalents at quarter end (Item 4.6)	3,226
8.5	Unused finance facilities available at quarter end (Item 7.5)	-
8.6	Total available funding (Item 8.4 + Item 8.5)	3,226
8.7	Estimated quarters of funding available (Item 8.6 divided by Item 8.3)	9.32
Note: if the entity has reported positive relevant outgoings (ie a net cash inflow) in item 8.3, answer item 8.7 as "N/A". Otherwise, a figure for the estimated quarters of funding available must be included in item 8.7.		
8.8	If Item 8.7 is less than 2 quarters, please provide answers to the following questions:	
8.8.1	Does the entity expect that it will continue to have the current level of net operating cash flows for the time being and, if not, why not?	
N/A		
8.8.2	Has the entity taken any steps, or does it propose to take any steps, to raise further cash to fund its operations and, if so, what are those steps and how likely does it believe that they will be successful?	
N/A		
8.8.3	Does the entity expect to be able to continue its operations and to meet its business objectives and, if so, on what basis?	
N/A		
Note: where item 8.7 is less than 2 quarters, all of questions 8.8.1, 8.8.2 and 8.8.3 above must be answered.		

Compliance statement

- 1 This statement has been prepared in accordance with accounting standards and policies which comply with Listing Rule 19.11A.
- 2 This statement gives a true and fair view of the matters disclosed.

Date: 28 October 2022

Authorised by: By the Board

(Name of body or officer authorising release – see note 4)

Notes

1. This quarterly cash flow report and the accompanying activity report provide a basis for informing the market about the entity's activities for the past quarter, how they have been financed and the effect this has had on its cash position. An entity that wishes to disclose additional information over and above the minimum required under the Listing Rules is encouraged to do so.
2. If this quarterly cash flow report has been prepared in accordance with Australian Accounting Standards, the definitions in, and provisions of, *AASB 6: Exploration for and Evaluation of Mineral Resources* and *AASB 107: Statement of Cash Flows* apply to this report. If this quarterly cash flow report has been prepared in accordance with other accounting standards agreed by ASX pursuant to Listing Rule 19.11A, the corresponding equivalent standards apply to this report.
3. Dividends received may be classified either as cash flows from operating activities or cash flows from investing activities, depending on the accounting policy of the entity.
4. If this report has been authorised for release to the market by your board of directors, you can insert here: "By the board". If it has been authorised for release to the market by a committee of your board of directors, you can insert here: "By the [*name of board committee – eg Audit and Risk Committee*]". If it has been authorised for release to the market by a disclosure committee, you can insert here: "By the Disclosure Committee".
5. If this report has been authorised for release to the market by your board of directors and you wish to hold yourself out as complying with recommendation 4.2 of the ASX Corporate Governance Council's *Corporate Governance Principles and Recommendations*, the board should have received a declaration from its CEO and CFO that, in their opinion, the financial records of the entity have been properly maintained, that this report complies with the appropriate accounting standards and gives a true and fair view of the cash flows of the entity, and that their opinion has been formed on the basis of a sound system of risk management and internal control which is operating effectively.== == == == ==