

ASX / MEDIA ANNOUNCEMENT (ASX:JNO)

21 OCTOBER 2022

## QUARTERLY ACTIVITIES REPORT FOR THE QUARTER ENDED 30 SEPTEMBER 2022

### HIGHLIGHTS

- Both the Mount Mason DSO Hematite Project and Yunndaga Rail Siding are fully approved to allow development to proceed.
- All the major contracts were re-priced with the preferred contractors at an increased DSO production level of 1.35mtpa.
- Non-Binding Indicative Track Pricing received from Arc Infrastructure Pty Ltd for train pathing into the Esperance Port.
- Non-Binding Budget Pricing received for DSO rail haulage from Aurizon Holdings Ltd.
- Argonaut PCF Limited appointed as financial advisor in the development of Mount Mason.
- A financial investment decision on Mount Mason is subject to confirming a logistics solution, which is being progressed.

### MOUNT MASON DSO HEMATITE PROJECT

Juno Minerals Limited (**Juno** or the **Company**) is progressing the Mount Mason DSO Hematite Project (the **Mount Mason Project** or **Project**), which is a high-grade direct shipping ore (**DSO**) hematite, near-term project. The Project is located 130km by road northwest of the town of Menzies, Western Australia.

#### Project Approvals

The Company has all of the statutory approvals for both Mount Mason and the Yunndaga Rail Siding, paving the way for Project development.

#### Logistics and Supply Chain

With the Project now fully approved for development, work remains ongoing to complete the logistics supply chain to export DSO out through the Port of Esperance. Regular discussions are being held with the Southern Ports Authority (**Southern Ports**) in relation to current available capacity and facilitating access to that capacity is currently being examined by Southern Ports and the relevant stakeholders, including Juno.

In respect to rail track access into the Port of Esperance, Juno has now received from Arc Infrastructure Pty Ltd (**Arc**) Non-Binding Indicative Track Pricing (**ITAP**) for 1.35mtpa capacity from 1 January 2024 from both Kalgoorlie and/or Yunndaga. Tariffs will be required to be negotiated at the appropriate time for a binding track access agreement which requires final approval from Arc.



Non-Binding Budget Pricing has also been received from Aurizon Holdings Ltd (**Aurizon**) for hauling direct shipping ore (**DSO**) from either Kalgoorlie or Yunddaga, which will require final approval from Aurizon upon Project progression. Aurizon has locomotives and rail wagons available for a 1.35mtpa production rate, and currently haul the bulk of the DSO into Esperance Port.

In respect of the proposed Yunddaga Rail Siding site south of Menzies, the original intent was to defer development until Mount Mason was in production, utilising an existing siding further south at Kalgoorlie. However, with receiving the budget pricing on both below and above rail costs, this presented a compelling case to develop the Yunddaga Rail Siding from Project commencement. By reducing road haul and increasing rail haul distances, this significantly reduces operating costs, which justifies payback on the additional capital required for the Yunddaga Rail Siding development. Juno will consider options to monetise the Yunddaga rail siding asset by opening it up as a multi-user facility in conjunction with an infrastructure group at the appropriate time.

A full geometric rail and feature survey was delayed due to resourcing and will now commence in late October, that will allow an 85% design level on both the rail crossing and siding taking into account Arc's inputs and requirements. The Yunddaga Rail Siding is an important piece of infrastructure for Juno that significantly reduces the total road haul distance from 287 kilometres to 137 kilometres, whilst increasing the rail component from 125 kilometres to a total of 508 kilometres, thus significantly reducing operating costs.

The Menzies Bypass and Yunddaga rail siding area is shown in Appendix 1 to this Report.

### Contractor Engagement Tender Re-Pricing

In the second half of 2021, Juno went out to tender on all the major contracting packages and Requests for Pricing on all minor packages for a 1mtpa production rate. With the change in market dynamics and a favourable development in logistics, a re-pricing exercise was conducted in July and August 2022 with the previous tenderers on all the major packages, but at a 1.35mtpa production rate. Not all the previous participants re-priced on all the packages, but overall, the response was good. Juno thanks the contractors that re-priced in the current market conditions.

The financial model will be completed with the re-priced packages, including the surface logistics at the higher production run rate, which will be utilised in securing funding for Project development.

The main project area is shown in Appendix 2 to this Report.

## MOUNT IDA MAGNETITE PROJECT

Juno also intends to progress the Mount Ida Magnetite Project (the **Mount Ida Project**). Preliminary reviews of past work completed and future work required has commenced to enable the planning to progress the Mount Ida Project. A hydrogeological review was completed on both Mount Ida and Juno's extensive water licence exploration tenure with generation of water targets.

A significant amount of work totalling approximately \$50 million was undertaken on the Mount Ida Project from 2007 to 2013 with the Definitive Feasibility Study taken to 70% completion prior to the cessation of work. The Mount Ida Project is on a granted Mining Lease, has significant supporting tenure for infrastructure, and expansive water exploration licences over areas prospective for good quality water. The

Mount Ida Project remains the largest magnetite resource and one of the most technically advanced magnetite projects in the Yilgarn.

With magnetite concentrate being a higher grade and consistent product, commanding a premium price over DSO iron ore, it also has the advantage of a lower environmental footprint in the smelting process and is considered as the “green steel” which is becoming the preferred raw material in the steel making process.

The Mount Ida Magnetite Project is a large and significant project, which presents a great opportunity to become a long-life magnetite mine. The Company in the September quarter commenced a process to attract a major partner to earn in at project level with the capacity to develop the project.

Hancock Magnetite Holdings Pty Ltd (**Hancock**) earning in on the neighbouring Mt Bevan Magnetite Project is now commencing a Pre-feasibility Study on Mt Bevan which is very positive for the Yilgarn magnetite projects.

The Yilgarn magnetite projects are shown in Appendix 3 to this Report.

## CORPORATE

### Project Funding

In July Juno appointed specialist natural resources investment house Argonaut PCF Limited (**Argonaut**) to act as its financial advisor in the development of its Central Yilgarn Iron Project.

Argonaut have been mandated to advise on financing the development of Juno's Mount Mason DSO Hematite Project (**Mount Mason**) and also to assist in the process of attracting a major partner to develop its Mount Ida Magnetite Project (**Mount Ida**).

There has been a good level of interest by potential financiers in Mount Mason and Juno expects that the appointment of Argonaut, combined with the experience of the Board and management in funding projects, will result in a tailored funding solution that appropriately manages shareholder dilution, cost and risk to the Company.

In accordance with ASX Listing Rule 5.3.4, as the March quarter was in a period covered by a “Use of Funds” statement in the Replacement Prospectus, below is a comparison of the Company's actual expenditure to 30 September 2022 against the estimated expenditure in the “Use of Funds” statement and Statement of Commitments in the Company's Pre-Quotation Disclosure on 12 May 2021:



\$	Expenditure Program	June 2021 Quarter	September 2021 Quarter	December 2021 Quarter	March 2022 Quarter	June 2022 Quarter	September 2022 Quarter	Actual to Date
1. Costs of the Offer	348,504	350,226	111,471	-	-	-	-	461,697
2. Corporate overheads – CEO Salary and Secondment Fee	648,958	26,735	80,587	74,203	98,068	96,250	72,588	448,431
3. Tenure costs								
• Mining tenement annual rent	1,092,904	54,397	254,796	203,821	82,805	59,363	309,455	964,637
• Shire Rates	549,691	-	274,739	-	-	-	312,883	587,622
• Cassini Village supplies and maintenance	261,549	38,533	35,990	27,395	25,864	27,528	152,151	307,461
4. Contract tendering and documentation	317,000	212,852	322,090	101,632	-	-	4,580	641,154
5. Company, project and operations management costs								
• Operations and Project Management – Direct Costs	270,000	7,996	23,561	5,836	5,830	12,608	47,796	103,627
• Technical consultants, mining, crushing, environmental, power supply	200,000	130,076	335,766	124,984	22,788	151,220	41,804	806,638
• Legal fees – supply and services contracts	30,000	27,313	35,280	1,906	-	-	-	64,499
6. Project execution	-	-	-	-	-	-	-	-
7. Cassini Village expansion	-	-	-	-	-	-	-	-

8. Construction of site access road to Menzies – Sandstone Road	-	-	-	-	-	-	-	-
9. Geophysical review and DSO targeting surveys	300,000	-	-	-	-	-	-	-
10. Drill testing of the identified DSO targets	400,000	-	-	-	-	-	-	-
11. Mt Ida – water exploration tenements – hydrogeological review	100,000	-	-	7,407	3,504	1,544	2,431	14,886
12. Mt Ida – metallurgical test work	200,000	-	-	-	-	-	-	-
13. Working capital								
• Corporate overheads	1,598,128	288,475	110,270	269,753	94,744	272,826	150,777	1,186,845
• Operations and Project Management-Direct Costs	430,000	-	-	-	-	-	-	-
• Legal fees – supply and services contracts	50,000	-	-	-	-	-	-	-
• Project execution	675,000	-	-	-	-	-	-	-
• Cassini Village expansion	1,442,767	-	-	-	-	-	-	-
<b>Total Expenditure</b>	<b>\$8,914,501</b>	<b>\$1,136,603</b>	<b>\$1,584,550</b>	<b>\$816,937</b>	<b>\$333,604</b>	<b>\$621,339</b>	<b>\$1,094,465</b>	<b>\$5,587,497</b>

Juno ended the September 2022 quarter with \$3,327,002 in cash and deposits. In accordance with ASX Listing Rule 5.3.5, \$105,160 of payments were made to related parties or their associates during the quarter, comprising Executive Director salary, Non-executive Director fees and superannuation.

This announcement has been approved for release by the Board.

## CONTACTS

### Investor Relations

Greg Durack – Managing Director and CEO

P: + 61(0)8 9346 5599

E: [investorrelations@junominerals.com.au](mailto:investorrelations@junominerals.com.au)

### Media

Angela East – M&C Partners

P: +61 428 432 025

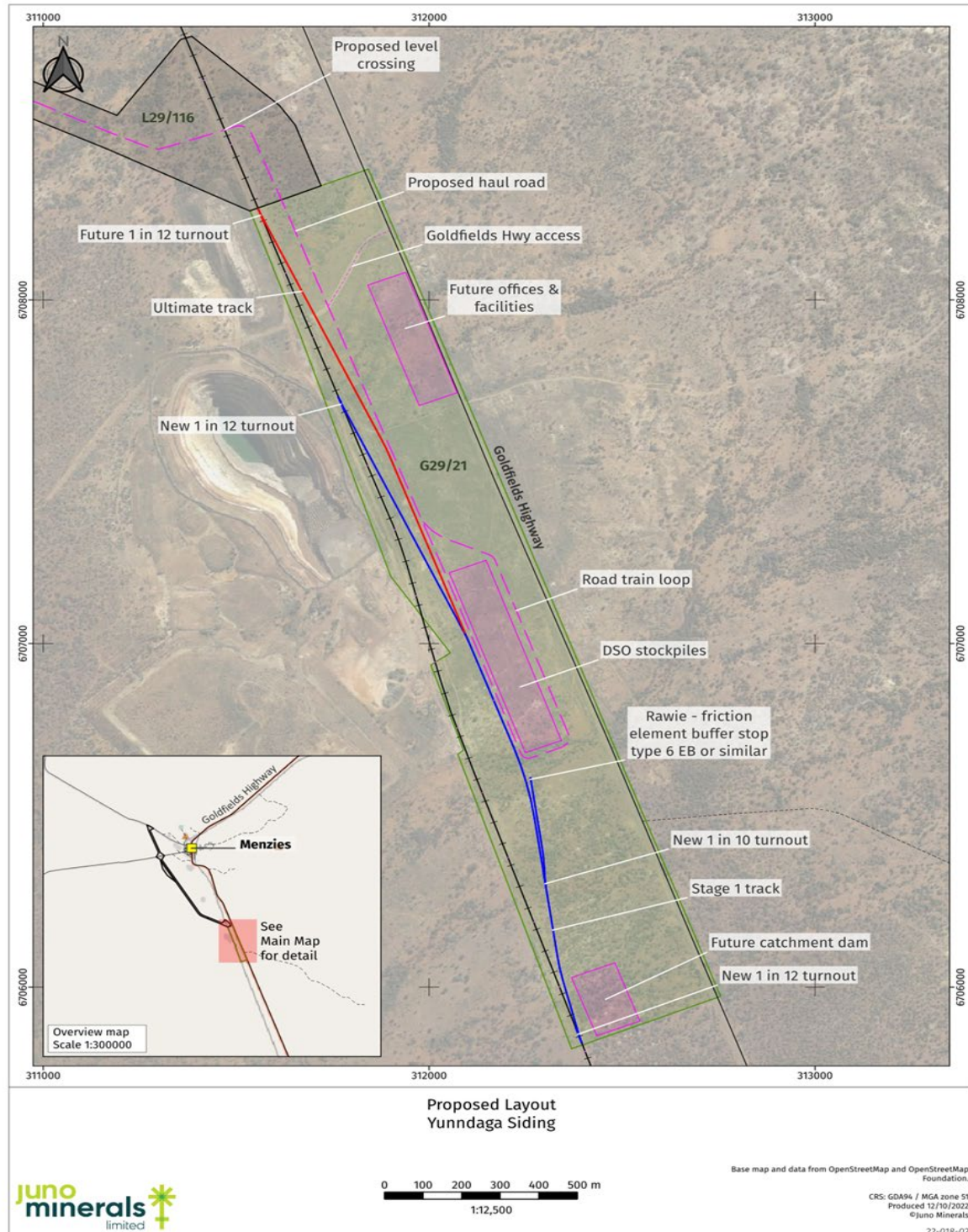
E: [angela.east@mcpartners.com.au](mailto:angela.east@mcpartners.com.au)

## FORWARD LOOKING STATEMENTS AND IMPORTANT NOTICE

This announcement may contain some references to forecasts, estimates, assumptions and other forward-looking statements. Although the Company believes that its expectations, estimates and forecast outcomes are based on reasonable assumptions, it can give no assurance that they will be achieved. They may be affected by a variety of variables and changes in underlying assumptions that are subject to risk factors associated with the nature of the business, which could cause actual results to differ materially from those expressed herein. All references to dollars (\$) and cents in this announcement are to Australian currency, unless otherwise stated.

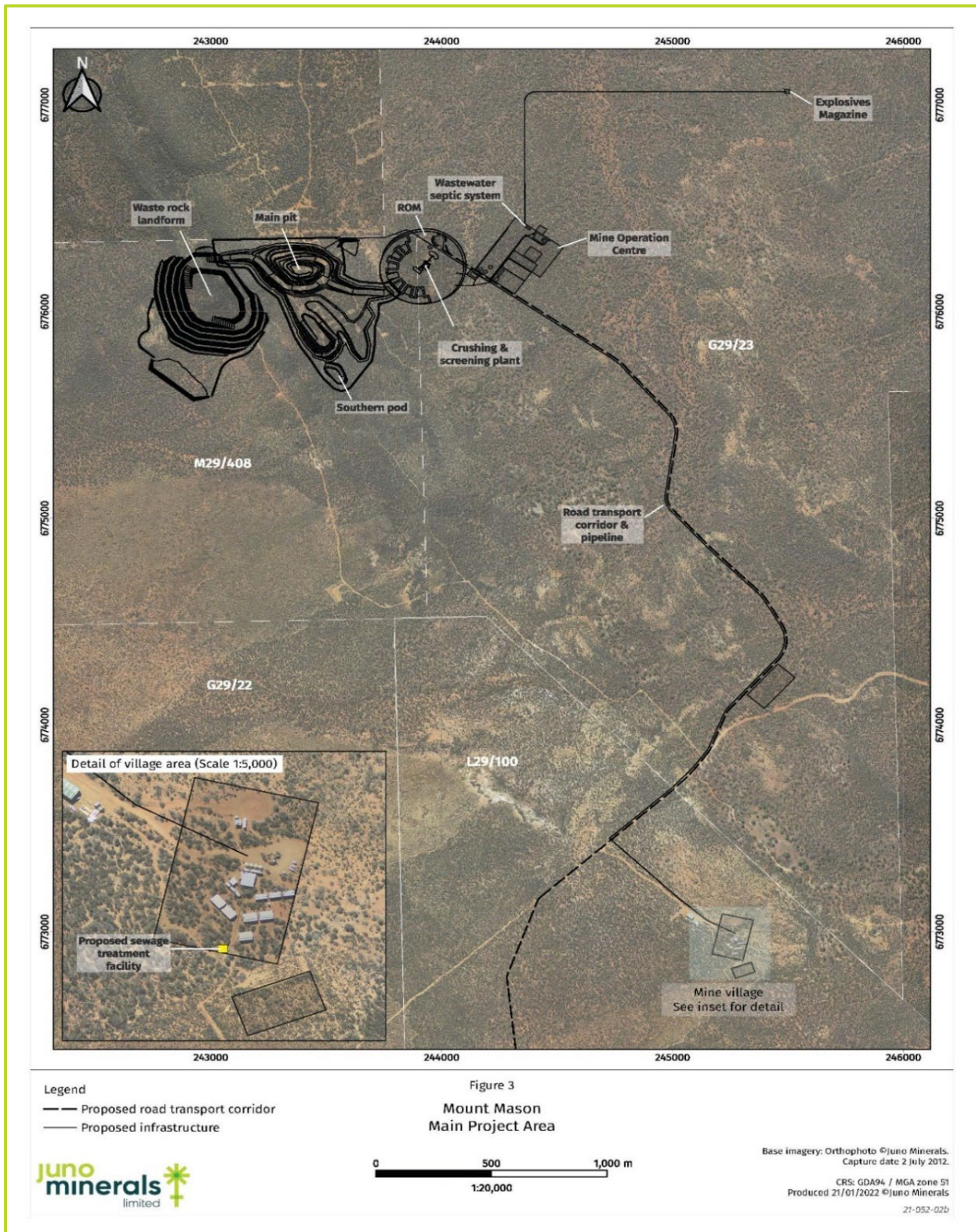


## APPENDIX 1 – MENZIES BYPASS AND YUNNDAGA RAIL SIDING AREA



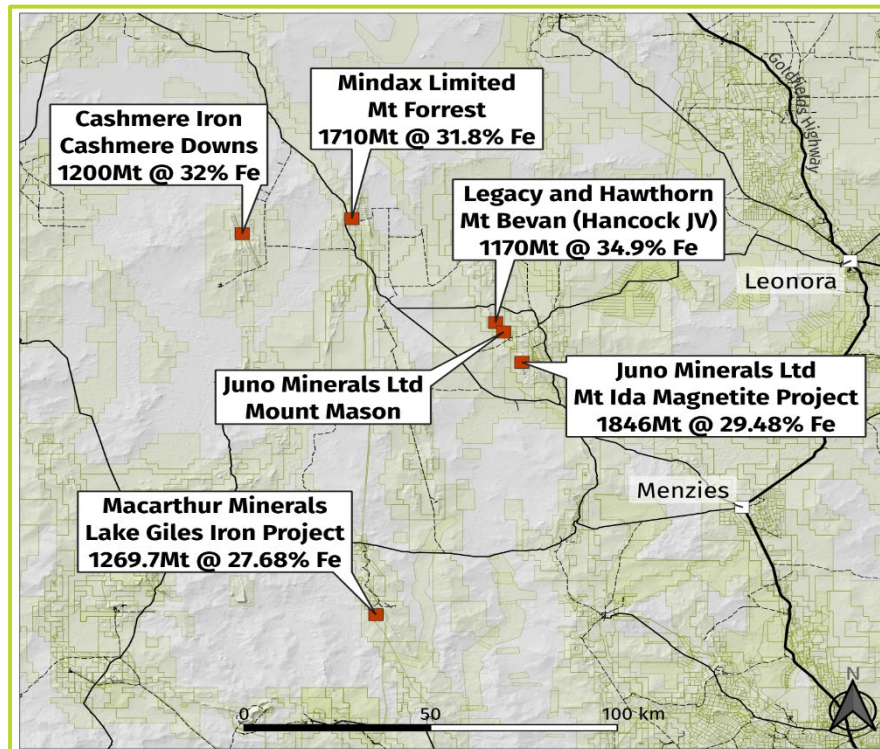
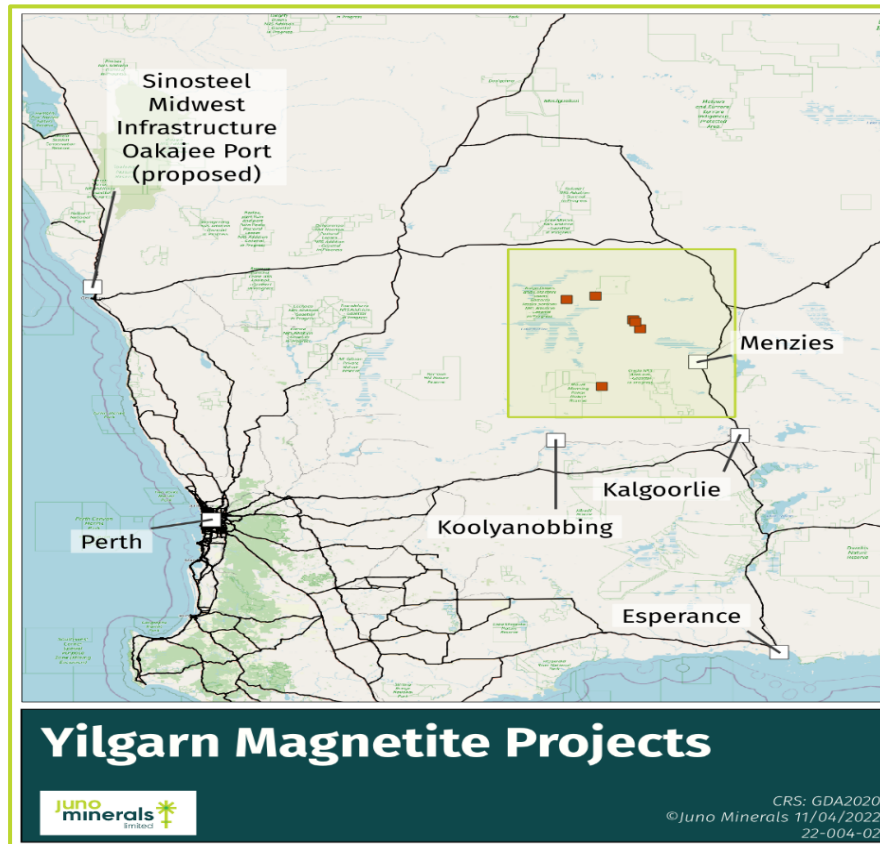


## APPENDIX 2 – MOUNT MASON PROJECT – MAIN PROJECT AREA





## APPENDIX 3 – YILGARN MAGNETITE PROJECTS



## APPENDIX 4 – TENEMENT SCHEDULE

Location	Tenement	Project	Beneficial Interest
Western Australia	G29/21	Mount Mason	100%
Western Australia	G29/22	Mount Ida	100%
Western Australia	G29/23	Mount Mason	100%
Western Australia	L29/100	Mount Ida	100%
Western Australia	L29/106	Mount Ida	100%
Western Australia	L29/116	Mount Mason	100%
Western Australia	L29/117	Mount Mason	100%
Western Australia	L29/118	Mount Mason	100%
Western Australia	L29/119	Mount Mason	100%
Western Australia	L29/120	Mount Mason	100%
Western Australia	L29/121	Mount Mason	100%
Western Australia	L29/122	Mount Ida	100%
Western Australia	L29/123	Mount Mason	100%
Western Australia	L29/131	Mount Ida	100%
Western Australia	L29/132	Mount Mason	100%
Western Australia	L29/78	Mount Ida	100%
Western Australia	L29/79	Mount Ida	100%
Western Australia	L29/81	Mount Ida	100%
Western Australia	L29/99	Mount Ida	100%
Western Australia	L36/214	Mount Ida	100%
Western Australia	L36/215	Mount Ida	100%
Western Australia	L36/216	Mount Ida	100%
Western Australia	L36/217	Mount Ida	100%
Western Australia	L37/203	Mount Ida	100%
Western Australia	L57/45	Mount Ida	100%
Western Australia	L57/46	Mount Ida	100%
Western Australia	M29/408	Mount Mason	100%
Western Australia	M29/414	Mount Ida	100%



## Appendix 5B

### Mining exploration entity or oil and gas exploration entity quarterly cash flow report

Name of entity

JUNO MINERALS LIMITED

ABN

94 645 778 892

Quarter ended ("current quarter")

30 SEPTEMBER 2022

Consolidated statement of cash flows		Current quarter \$A'000	Year to date \$A'000
<b>1.</b>	<b>Cash flows from operating activities</b>		
1.1	Receipts from customers	-	-
1.2	Payments for		
	(a) exploration & evaluation	-	-
	(b) development	-	-
	(c) production	-	-
	(d) staff costs	(65)	(65)
	(e) administration and corporate costs	(130)	(130)
1.3	Dividends received (see note 3)	-	-
1.4	Interest received	13	13
1.5	Interest and other costs of finance paid	-	-
1.6	Income taxes paid	-	-
1.7	Government grants and tax incentives	-	-
1.8	Other (provide details if material)	-	-
<b>1.9</b>	<b>Net cash from / (used in) operating activities</b>	<b>(182)</b>	<b>(182)</b>

<b>2.</b>	<b>Cash flows from investing activities</b>		
2.1	Payments to acquire or for:		
	(a) entities	-	-
	(b) tenements	-	-
	(c) property, plant and equipment <sup>1</sup>	(852)	(852)
	(d) exploration & evaluation	(60)	(60)
	(e) investments	-	-
	(f) other non-current assets	-	-

<b>Consolidated statement of cash flows</b>		<b>Current quarter \$A'000</b>	<b>Year to date \$A'000</b>
2.2	Proceeds from the disposal of:		
	(a) entities	-	-
	(b) tenements	-	-
	(c) property, plant and equipment	-	-
	(d) investments	-	-
	(e) other non-current assets	-	-
2.3	Cash flows from loans to other entities	-	-
2.4	Dividends received (see note 3)	-	-
2.5	Other (provide details if material)	-	-
<b>2.6</b>	<b>Net cash from / (used in) investing activities</b>	<b>(912)</b>	<b>(912)</b>

*1 Includes capitalised expenditure for mine development, plant, and equipment.*

<b>3.</b>	<b>Cash flows from financing activities</b>		
3.1	Proceeds from issues of equity securities (excluding convertible debt securities)	-	-
3.2	Proceeds from issue of convertible debt securities	-	-
3.3	Proceeds from exercise of options	-	-
3.4	Transaction costs related to issues of equity securities or convertible debt securities	-	-
3.5	Proceeds from borrowings	-	-
3.6	Repayment of borrowings	-	-
3.7	Transaction costs related to loans and borrowings	-	-
3.8	Dividends paid	-	-
3.9	Other (provide details if material)	-	-
<b>3.10</b>	<b>Net cash from / (used in) financing activities</b>	<b>-</b>	<b>-</b>

<b>4.</b>	<b>Net increase / (decrease) in cash and cash equivalents for the period</b>		
4.1	Cash and cash equivalents at beginning of period	4,421	4,421
4.2	Net cash from / (used in) operating activities (item 1.9 above)	(182)	(182)
4.3	Net cash from / (used in) investing activities (item 2.6 above)	(912)	(912)
4.4	Net cash from / (used in) financing activities (item 3.10 above)	-	-



<b>Consolidated statement of cash flows</b>		<b>Current quarter \$A'000</b>	<b>Year to date \$A'000</b>
4.5	Effect of movement in exchange rates on cash held	-	-
4.6	<b>Cash and cash equivalents at end of period</b>	<b>3,327</b>	<b>3,327</b>

<b>5.</b>	<b>Reconciliation of cash and cash equivalents</b> at the end of the quarter (as shown in the consolidated statement of cash flows) to the related items in the accounts	<b>Current quarter \$A'000</b>	<b>Previous quarter \$A'000</b>
5.1	Bank balances	112	19
5.2	Call deposits	3,215	4,402
5.3	Bank overdrafts	-	-
5.4	Other (provide details)	-	-
5.5	<b>Cash and cash equivalents at end of quarter (should equal item 4.6 above)</b>	<b>3,327</b>	<b>4,421</b>

<b>6.</b>	<b>Payments to related parties of the entity and their associates</b>	<b>Current quarter \$A'000</b>
6.1	Aggregate amount of payments to related parties and their associates included in item 1	65
6.2	Aggregate amount of payments to related parties and their associates included in item 2	39

*Note: if any amounts are shown in items 6.1 or 6.2, your quarterly activity report must include a description of, and an explanation for, such payments.*

## Mining exploration entity or oil and gas exploration entity quarterly cash flow report

<b>7.</b>	<b>Financing facilities</b> <i>Note: the term "facility" includes all forms of financing arrangements available to the entity. Add notes as necessary for an understanding of the sources of finance available to the entity.</i>	<b>Total facility amount at quarter end \$A'000</b>	<b>Amount drawn at quarter end \$A'000</b>
7.1	Loan facilities	-	-
7.2	Credit standby arrangements	-	-
7.3	Other (please specify)	-	-
7.4	<b>Total financing facilities</b>	-	-
7.5	<b>Unused financing facilities available at quarter end</b>		-
7.6	Include in the box below a description of each facility above, including the lender, interest rate, maturity date and whether it is secured or unsecured. If any additional financing facilities have been entered into or are proposed to be entered into after quarter end, include a note providing details of those facilities as well.		

<b>8.</b>	<b>Estimated cash available for future operating activities</b>	<b>\$A'000</b>
8.1	Net cash from / (used in) operating activities (item 1.9)	(182)
8.2	(Payments for exploration & evaluation classified as investing activities) (item 2.1(d))	(60)
8.3	Total relevant outgoings (item 8.1 + item 8.2)	(242)
8.4	Cash and cash equivalents at quarter end (item 4.6)	3,327
8.5	Unused finance facilities available at quarter end (item 7.5)	-
8.6	Total available funding (item 8.4 + item 8.5)	3,327
8.7	<b>Estimated quarters of funding available (item 8.6 divided by item 8.3)</b>	13.7
<i>Note: if the entity has reported positive relevant outgoings (ie a net cash inflow) in item 8.3, answer item 8.7 as "N/A". Otherwise, a figure for the estimated quarters of funding available must be included in item 8.7.</i>		
8.8	If item 8.7 is less than 2 quarters, please provide answers to the following questions:	
8.8.1	Does the entity expect that it will continue to have the current level of net operating cash flows for the time being and, if not, why not?	
	Answer:	
8.8.2	Has the entity taken any steps, or does it propose to take any steps, to raise further cash to fund its operations and, if so, what are those steps and how likely does it believe that they will be successful?	
	Answer:	

## Mining exploration entity or oil and gas exploration entity quarterly cash flow report

8.8.3 Does the entity expect to be able to continue its operations and to meet its business objectives and, if so, on what basis?

Answer:

*Note: where item 8.7 is less than 2 quarters, all of questions 8.8.1, 8.8.2 and 8.8.3 above must be answered.*

## Compliance statement

- 1 This statement has been prepared in accordance with accounting standards and policies which comply with Listing Rule 19.11A.
- 2 This statement gives a true and fair view of the matters disclosed.

21 OCTOBER 2022

Date: .....

BY THE BOARD

Authorised by: .....  
(Name of body or officer authorising release – see note 4)

## Notes

1. This quarterly cash flow report and the accompanying activity report provide a basis for informing the market about the entity's activities for the past quarter, how they have been financed and the effect this has had on its cash position. An entity that wishes to disclose additional information over and above the minimum required under the Listing Rules is encouraged to do so.
2. If this quarterly cash flow report has been prepared in accordance with Australian Accounting Standards, the definitions in, and provisions of, *AASB 6: Exploration for and Evaluation of Mineral Resources* and *AASB 107: Statement of Cash Flows* apply to this report. If this quarterly cash flow report has been prepared in accordance with other accounting standards agreed by ASX pursuant to Listing Rule 19.11A, the corresponding equivalent standards apply to this report.
3. Dividends received may be classified either as cash flows from operating activities or cash flows from investing activities, depending on the accounting policy of the entity.
4. If this report has been authorised for release to the market by your board of directors, you can insert here: "By the board". If it has been authorised for release to the market by a committee of your board of directors, you can insert here: "By the [name of board committee – eg Audit and Risk Committee]". If it has been authorised for release to the market by a disclosure committee, you can insert here: "By the Disclosure Committee".
5. If this report has been authorised for release to the market by your board of directors and you wish to hold yourself out as complying with recommendation 4.2 of the ASX Corporate Governance Council's *Corporate Governance Principles and Recommendations*, the board should have received a declaration from its CEO and CFO that, in their opinion, the financial records of the entity have been properly maintained, that this report complies with the appropriate accounting standards and gives a true and fair view of the cash flows of the entity, and that their opinion has been formed on the basis of a sound system of risk management and internal control which is operating effectively.