

STUREC GOLD MINE CONTINUES TO DELIVER HIGH-GRADE RESULTS

*** 7.65 m @ 5.83 g/t Au and 18.8 g/t Ag ***

**** 23m @ 2.53 g/t Au and 20.3 g/t Ag ****

Highlights

- ★ UGA-43 intersected a thick, continuous mineralized zone of **157.65m @ 1.14g/t Au and 9.1g/t Ag** from 0m (0.25g/t Au cut-off, downhole thickness) including:
 - **4m @ 3.67g/t Au & 22.3g/t Ag** from 12m (1g/t Au cut-off, downhole thickness); and
 - **12m @ 2.26g/t Au & 13.5g/t Ag** from 40m (1g/t Au cut-off, downhole thickness); and
 - **7m @ 1.50g/t Au & 25.1g/t Ag** from 112m (0.5g/t Au cut-off, downhole thickness); and
 - **7.65m @ 5.83g/t Au & 18.8g/t Ag** from 150m (1g/t Au cut-off, downhole thickness);
- ★ UGA-44 intersected a thick, continuous mineralized zone of **106m @ 0.99g/t Au** from 0m (0.25g/t Au cut-off, downhole thickness) including:
 - **23m @ 2.53g/t Au & 20.3g/t Ag** from 5m (1g/t Au cut-off, downhole thickness); and
 - **7m @ 1.58g/t Au & 27.3g/t Ag** from 87m (1g/t Au cut-off, downhole thickness);

Cautionary Note: These intersections are not a true thickness as the drill holes were drilled at an acute angle to the mineralised zone due to the location of the underground drill site relative to the target zone. As these are mainly infill drill holes, resource modelling suggests the true thickness of mineralisation in this area is approximately 110-100m at the top and ~30m at the bottom of the drill hole Figure 2).

- ★ Drilling from Chamber IV continues, located to the south of Drill Chamber II - **drilling from this location will potentially extend mineralisation to the south as well as down dip/plunge**
- ★ Surface drilling to commence shortly testing for extensions to the gold mineralisation beneath the existing JORC (2012) Mineral Resource – **drilling success will underpin a significant expansion of the underground mining inventory supporting the drive to deliver a PFS at the Sturec Gold Mine**

**** This announcement is authorised by the executive board on behalf of the Company ****



MetalsTech Limited (ASX: MTC) (the Company or MTC) is pleased to provide stakeholders with an update on its Phase II diamond drilling program at the Company's 100% owned Sturec Gold Mine, located in Slovakia (Sturec). Drilling from Drill Chamber III was finalised in July and drilling from Drill Chamber IV commenced during mid-August 2022. The drilling from Drill Chamber III was designed mainly to increase the confidence of the southern extent of the existing Sturec Mineral Resource, as well as potentially extend the mineralisation within the existing Sturec Mineral Resource at depth.

The Company is pleased to report the assay results received for UGA-43 and UGA-44 which were drilled from Drill Chamber III.

UGA-43

UGA-43 was stopped at a depth of 168.3m and was planned as an infill drill hole into the existing Sturec Mineral Resource that would also test below the existing Sturec Mineral Resource (refer to MTC announcement dated 21 June 2021). The hole was stopped due to drilling issues associated with a historic mining void encountered at 157.65m to the end of hole depth of 168.3m. The drill hole collar details for drill holes from Drill Chamber III are set out in Table 1 below.

UGA-43 intersected approximately 157.65m (*not true thickness) of variably argillic altered and brecciated andesite host rock containing varying amounts of quartz filled vein / stockwork / breccia, variably rich in fine to very fine grained sulphides (mainly pyrite/marcasite) from approximately 0m to 157.65m down hole.

Assay results from UGA-43 are interpreted to show a relatively continuous mineralised zone from 0m to 157.65m @ 1.14g/t Au & 9.1g/t Ag using a 0.25g/t Au cut-off. A summary of the significant intersections from UGA-43 are shown in Table 3 below.

See Figure 1 and 2 for the relative position of UGA-43 compared to the existing Sturec Mineral Resource respectively (refer to MTC announcement dated 21 June 2021).

UGA-44

UGA-44 was stopped at a depth of 115.3m and was planned as an infill drill hole into the existing Sturec Mineral Resource (refer to MTC announcement dated 21 June 2021). The drill hole collar details set out in Table 1.

UGA-44 intersected approximately 106m (*not true thickness) of variably argillic altered and brecciated andesite host rock containing varying amounts of quartz filled vein / stockwork / breccia, variably rich in fine to very fine grained sulphides (mainly pyrite/marcasite) from approximately 0m to 106m down hole.

Assay results from UGA-44 are interpreted to show a relatively continuous mineralised zone from 0m to 106m @ 0.99g/t Au & 10.3g/t Ag using a 0.25g/t Au cut-off. A summary of the significant intersections from UGA-44 are shown in Table 3 below.

See Figure 1 and 3 for the relative position of UGA-44 compared to the existing Sturec Mineral Resource respectively (refer to MTC announcement dated 21 June 2021).

**** This announcement is authorised by the executive board on behalf of the Company ****



Table 1: Drill holes from Drill Chamber III

Hole ID	Easting JTSK	Northing JTSK	Elevation (m)	Azimuth (°)	Dip (°)	Depth (m)
UGA-43	-435,851	-1,230,123	656.96	023	-70	168.3
UGA-44	-435,851	-1,230,123	656.96	023	-78	115.3
UGA-45	-435,851	-1,230,123	656.96	175	-80	110.6
UGA-46	-435,851	-1,230,123	656.96	165	-70	179.3

Table 3: Significantly mineralised intersections in UGA-43 to UGA-44

Hole	Width (m) (Down hole depth)		Au g/t	Ag g/t	From (m) (Down hole depth)	To (m) (Down hole depth)	Cut-off
UGA-43	157.65	@	1.14	9.1	0.00	157.65	0.25g/t Au cut-off and max. 5m continuous internal dilution
	including						
	4.00	@	3.67	22.3	12.00	16.00	1g/t Au cut-off and no internal dilution
	and						
	12.00	@	2.26	13.5	40.00	52.00	1g/t Au cut-off and max. 4m continuous internal dilution
	and						
	7.00	@	1.50	25.1	112.00	119.00	0.5g/t Au cut-off and 2m internal dilution
	and						
	7.65	@	5.83	18.8	150.00	157.65	1g/t Au cut-off and 3m internal dilution. Ends in mining void
UGA-44	106.00	@	0.99	10.3	0.00	106.00	0.25g/t Au cut-off and max. 7m continuous internal dilution
	including						
	23.00	@	2.53	20.3	5.00	28.00	1g/t Au cut-off and max. 5m continuous internal dilution
	and						
	7.00	@	1.58	27.3	87.00	94.00	1g/t Au cut-off and 3m internal dilution

** This announcement is authorised by the executive board on behalf of the Company **

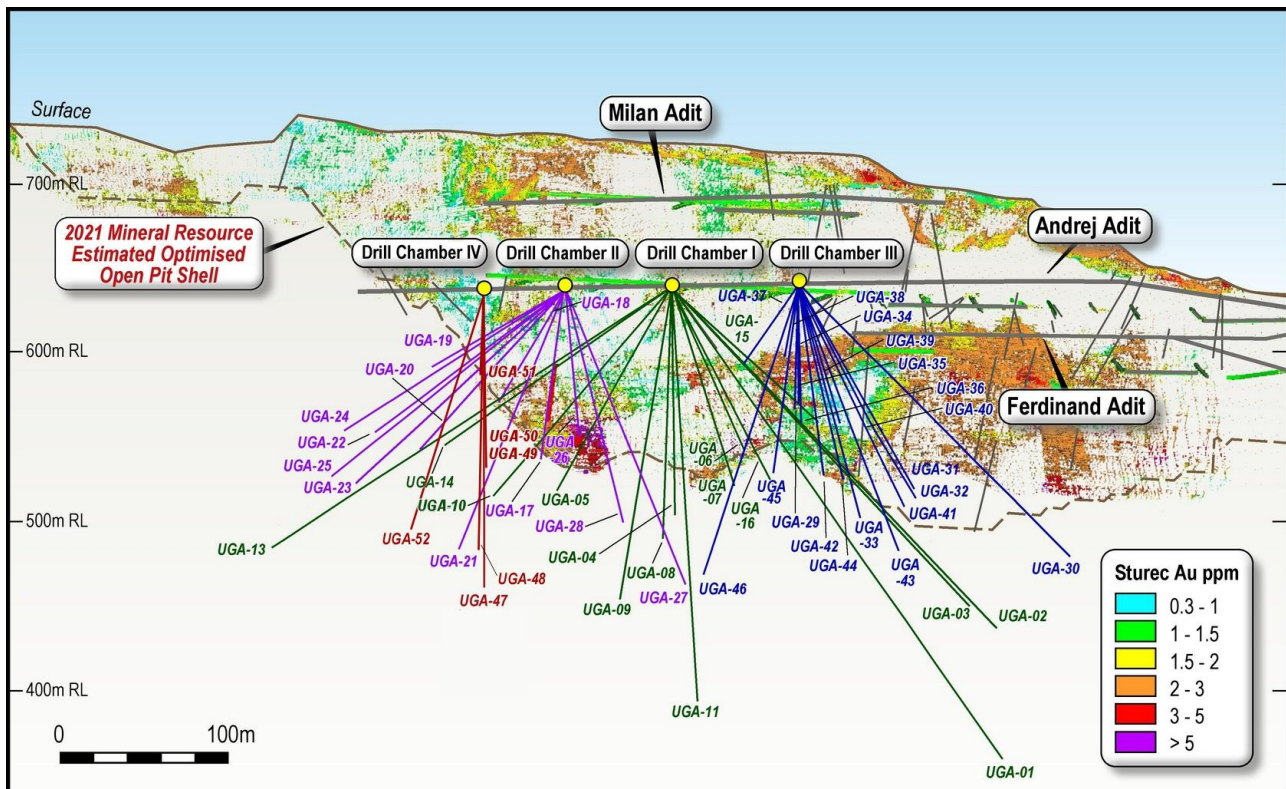


Figure 1: Long-section showing the traces of holes from the current Phase 2 drill program from Drill Chamber II and III, as well as the previous Phase 1 drill program from Drill Chamber I; shown relative to mineralisation within the existing Sturec Mineral Resource displayed as a 3D point cloud (grade scale shown with pseudocolor spectrum). The position of Drill Chamber IV is also shown. This view is looking west.

** This announcement is authorised by the executive board on behalf of the Company **

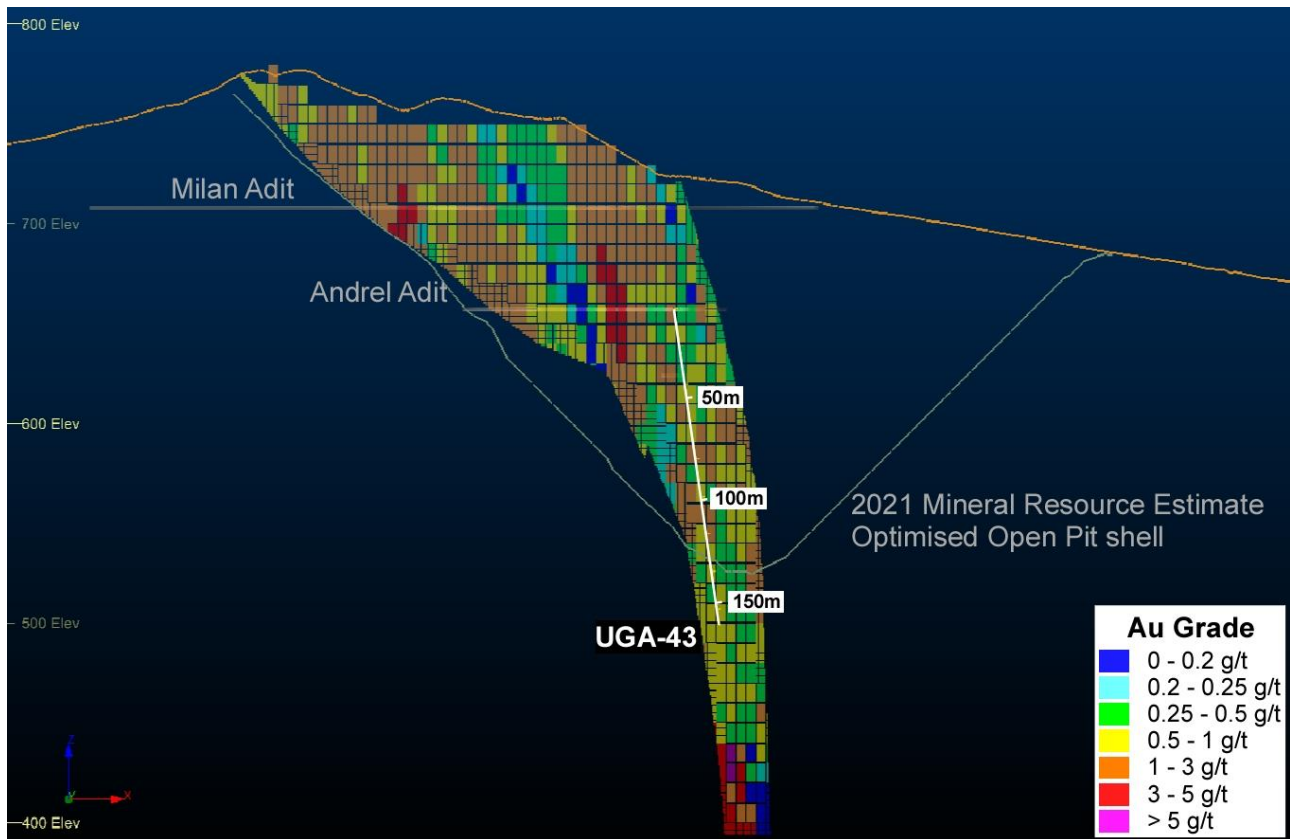


Figure 2: Cross-section through the existing Sturec Mineral Resource from Drill Chamber III, displayed as a mineral resource blocks, which are 10m high and 5m. The path of UGA-43, is partly into the page. This view is looking north. To understand the path of each drill hole both the long-section long-section (Figure 1) and cross-section needs to be considered.

** This announcement is authorised by the executive board on behalf of the Company **

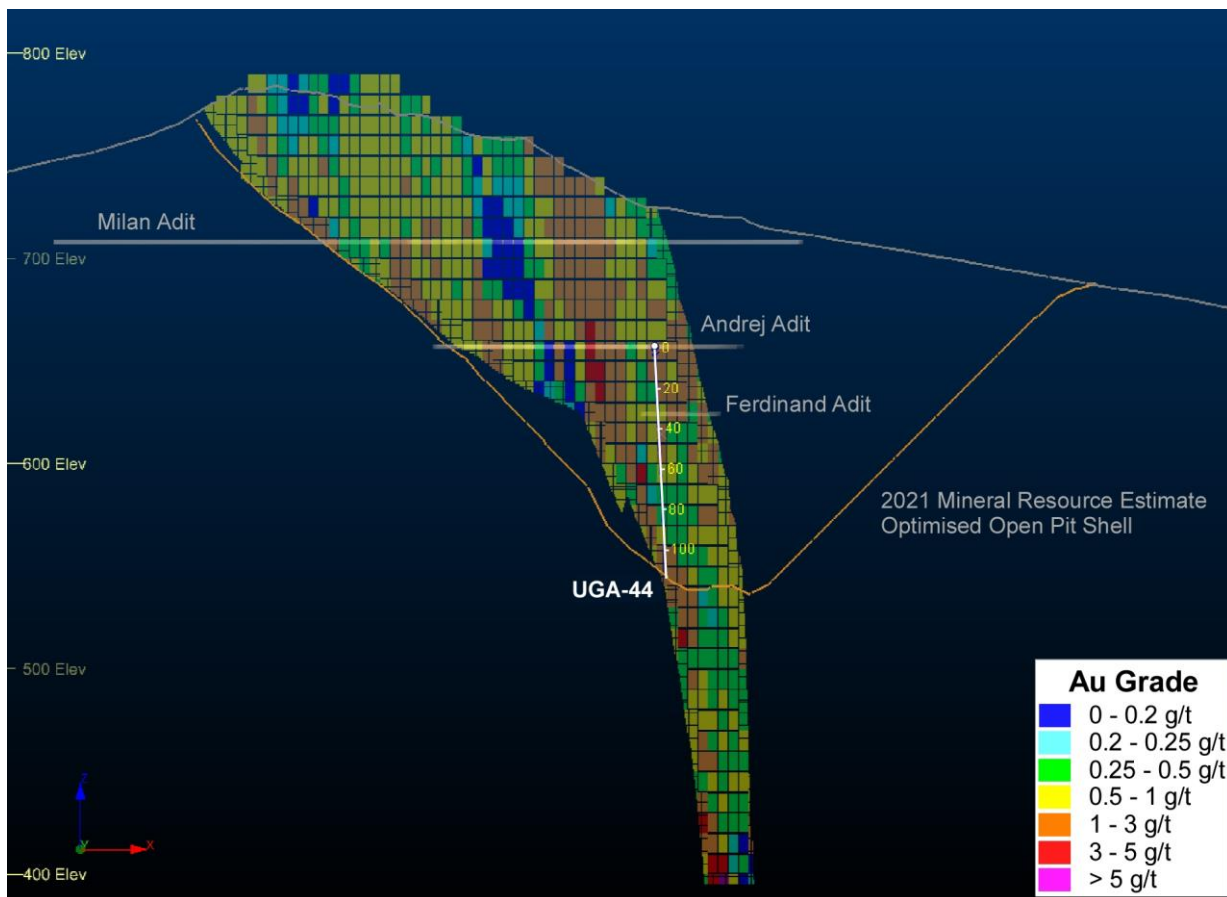


Figure 3: Cross-section through the existing Sturec Mineral Resource from Drill Chamber III, displayed as a mineral resource blocks, which are 10m high and 5m. The path of UGA-44, is partly into the page. This view is looking north. To understand the path of each drill hole both the long-section long-section (Figure 1) and cross-section needs to be considered.

ENDS

For further information, contact:

Gino D'Anna
Executive Director
M +61 400 408 878
gino@metalstech.net

Nathan Ryan
Investor Relations
M +61 420 582 887
nathan.ryan@nwrcommunications.com.au

** This announcement is authorised by the executive board on behalf of the Company **



Caution Regarding Forward-Looking Information

This document contains forward-looking statements concerning MetalsTech. Forward-looking statements are not statements of historical fact and actual events and results may differ materially from those described in the forward-looking statements as a result of a variety of risks, uncertainties and other factors. Forward-looking statements are inherently subject to business, economic, competitive, political and social uncertainties and contingencies. Many factors could cause the Company's actual results to differ materially from those expressed or implied in any forward-looking information provided by the Company, or on behalf of, the Company. Such factors include, among other things, risks relating to additional funding requirements, metal prices, exploration, development and operating risks, competition, production risks, regulatory restrictions, including environmental regulation and liability and potential title disputes.

Forward looking statements in this document are based on the company's beliefs, opinions and estimates of MetalsTech as of the dates the forward-looking statements are made, and no obligation is assumed to update forward looking statements if these beliefs, opinions and estimates should change or to reflect other future developments.

Competent Persons Statement

The information in this announcement that relates to Exploration Results is based on information compiled by Dr Quinton Hills Ph.D., M.Sc., B.Sc. Dr Hills is the technical advisor of MetalsTech Limited and is a member of the Australasian Institute of Mining and Metallurgy (No. 991225). Dr Hills has sufficient experience that is relevant to the style of mineralisation and type of deposit under consideration and to the activity being undertaken to qualify as a Competent Person as defined in the 2012 Edition of the 'Australasian Code for Reporting of Exploration Results, Mineral Resources and Ore Reserves'. Dr Hills consents to the inclusion in the report of the matters based on their information in the form and context in which it appears.

The information in the report to which this statement is attached that relates to Mineral Resources for the Sturec Gold Deposit is based on information compiled by Mr Chris Grove, who is a Member of The Australasian Institute of Mining and Metallurgy (No. 310106). Mr Grove is a full-time employee of Measured Group Pty Ltd and has sufficient experience that is relevant to the style of mineralisation and type of deposit under consideration and to the activity being undertaken to qualify as a Competent Person as defined in the 2012 Edition of the 'Australasian Code for Reporting of Exploration Results, Mineral Resources and Ore Reserves'. Mr Grove consents to the inclusion in the report of the matters based on his information in the form and context in which it appears.

**** This announcement is authorised by the executive board on behalf of the Company ****



Background: Sturec Gold Mine

The Sturec Gold Mine is located in central Slovakia between the town of Kremnica and the village of Lúčky, 17km west of central Slovakia's largest city, Banská Bystrica, and 150km northeast of the capital, Bratislava.

Sturec is a low sulphidation epithermal system and contains a total Mineral Resource of 38.5Mt @ 1.23 g/t Au and 8.8 g/t Ag (1.30g/t AuEq¹), containing 1.522Moz of gold and 10.93Moz of silver (1.611Moz of gold equivalent) using a 0.26g/t Au cut-off within an optimised open pit shell; as well as 148kt @ 3.55 g/t Au and 12.6 g/t Ag (3.64g/t AuEq¹), containing 17koz of gold and 60koz of silver (18koz of gold equivalent) outside the optimised open pit shell on an underground mining basis; reported in accordance with JORC (2012).

Mineral Resource Estimate – Sturec Gold Project

Updated Sturec Mineral Resource Estimate							
Resource Estimate above 0.26 g/t Au cut-off and within an optimised open pit shell							
Resource Category	Tonnes (kt)	Au (g/t)	Ag (g/t)	AuEq (g/t) ¹	Au (koz)	Ag (koz)	AuEq (koz)
Measured	15,340	1.43	12.04	1.53	704	5,940	752
Indicated	18,438	1.20	6.74	1.25	709	3,995	742
Measured + Indicated	33,778	1.30	9.15	1.38	1413	9,935	1494
Inferred	4,717	0.72	6.56	0.77	109	995	117
TOTAL	38,495	1.23	8.83	1.30	1,522	10,930	1,611
Resource Estimate above 2 g/t Au cut-off: outside optimised open pit shell							
Resource Category	Tonnes (kt)	Au (g/t)	Ag (g/t)	AuEq (g/t) ¹	Au (koz)	Ag (koz)	AuEq (koz)
Measured	30	2.90	21.18	3.08	3	21	3
Indicated	114	3.75	10.5	3.81	14	38	14
Measured + Indicated	144	3.57	12.74	3.66	17	59	17
Inferred	4	2.73	8.0	2.80	0	1	1
TOTAL	148	3.55	12.62	3.64	17	60	18

¹ AuEq g/t = ((Au g/t grade*Met. Rec.*Au price/g) + (Ag g/t grade*Met. Rec.*Ag price/g)) / (Met. Rec.*Au price/g)

Long term Forecast Gold and Silver Price (source: Bank of America): \$1,785 USD/oz and \$27 USD/oz respectively.

Gold And silver recovery from the 2014 Thiosulphate Metallurgical test work: 90.5% and 48.9% respectively.

It is the Company's opinion that both gold and silver have a reasonable potential to be recovered and sold from the Sturec ore using Thiosulphate Leaching/Electrowinning as per the recoveries indicated.

** This announcement is authorised by the executive board on behalf of the Company **

APPENDIX A: JORC CODE, 2012 EDITION – TABLE 1

Section 1 - Sampling Techniques and Data

(Criteria in this section apply to all succeeding sections)

Criteria	JORC Code Explanation	Details
Sampling techniques	<ul style="list-style-type: none"> Nature and quality of sampling (e.g. cut channels, random chips, or specific specialised industry standard measurement tools appropriate to the minerals under investigation, such as down hole gamma sondes, or handheld XRF instruments, etc). These examples should not be taken as limiting the broad meaning of sampling. Include reference to measures taken to ensure sample representivity and the appropriate calibration of any measurement tools or systems used. Aspects of the determination of mineralisation that are Material to the Public Report. In cases where 'industry standard' work has been done this would be relatively simple (e.g. 'reverse circulation drilling was used to obtain 1 m samples from which 3 kg was pulverised to produce a 30 g charge for fire assay'). In other cases, more explanation may be required, such as where there is coarse gold that has inherent sampling problems. Unusual commodities or mineralisation types (e.g. submarine nodules) may warrant disclosure of detailed information. 	<ul style="list-style-type: none"> Routine samples over prospective mineralised intervals from diamond drill core as determined by an experienced geologist are 1m long drill core, cut in half along the axis of the drill core; or quarter core for duplicates (routine ½ core sample sawn into two ¼ core samples). Entire sample sent to ALS laboratory in Romania for preparation and fire assay analysis, while the four-acid digest with ICPAES is completed at the ALS laboratory in Ireland. 90% of sample to be crushed to <2mm. Sample is then dried and riffle split to produce a 1kg split. 1kg split then pulverised to 85% passing <75µm to produce a 50g charge for fire assay for gold analysis and a 0.25g sample for four acid digestion (near-total) with an ICPAES (inductively coupled plasma atomic emission spectroscopy) finish for 33 elements including Ag, Cu, Co, Pb, Zn, etc. If coarse-grained gold (Visible Gold or VG) is encountered then Au is also analysed by screen fire assay. The remaining sample from the 90% of the original routine sample that was crushed to <2mm and dried is then riffle split again to produce another 1kg split. This 1kg split is then dry screened to a nominal 106 micron. Duplicate 50g fire assays with AAS finish are then performed on the undersize, and fire assay with gravimetric finish is done on the entire oversize fraction. Then the total gold content is calculated and reported, using the individual assays and weight of the fractions.
Drilling techniques	<ul style="list-style-type: none"> Drill type (e.g. core, reverse circulation, open-hole hammer, rotary air blast, auger, Bangka, sonic, etc) and details (e.g. core diameter, triple or standard tube, depth of diamond tails, face-sampling bit or other type, whether core is oriented and if so, by what method, etc). 	<ul style="list-style-type: none"> The current program is utilising diamond drilling from multiple underground locations within the Andrej Adit. None of the diamond core is being oriented. UGA-43 and UGA-44 were drilled with NQ (47.6mm core diameter).
Drill sample recovery	<ul style="list-style-type: none"> Method of recording and assessing core and chip sample recoveries and results assessed. Measures taken to maximise sample recovery and ensure representative nature of the samples. Whether a relationship exists between sample recovery and grade and whether sample bias may have occurred due to preferential loss/gain of fine/coarse material. 	<ul style="list-style-type: none"> Core recovery is measured as the length of core recovered versus the depth of the drill hole. In detail, the length of each 'run' of core recovered (between 0-6m) is measured and its length compared to the length the drillers measured from the drill rod advance. The core recovery for all drill holes so far is excellent, on average greater than 90%. Historic drill records indicate that core recovery at the Sturec Project was consistently good, where historic mining voids have not been encountered. No relationship between sample recovery and grade has been interpreted in assay results received so far as recovery is excellent.

Criteria	JORC Code Explanation	Details
Logging	<ul style="list-style-type: none"> • <i>Whether core and chip samples have been geologically and geotechnically logged to a level of detail to support appropriate Mineral Resource estimation, mining studies and metallurgical studies.</i> • <i>Whether logging is qualitative or quantitative in nature. Core (or costean, channel, etc) photography.</i> • <i>The total length and percentage of the relevant intersections logged.</i> 	<ul style="list-style-type: none"> • The core was geologically and geotechnically logged to a level to support appropriate Mineral Resource estimation, mining studies and metallurgical studies. Core is logged both qualitatively and quantitatively. • All logging data is digitally captured via excel spreadsheets, which are then validated when they are imported into a resource modelling software package. • Core photography is completed for all drill holes. • The entire length of drill core is logged.
Sub-sampling techniques and sample preparation	<ul style="list-style-type: none"> • <i>If core, whether cut or sawn and whether quarter, half or all core taken.</i> • <i>If non-core, whether riffled, tube sampled, rotary split, etc and whether sampled wet or dry.</i> • <i>For all sample types, the nature, quality and appropriateness of the sample preparation technique.</i> • <i>Quality control procedures adopted for all sub-sampling stages to maximise representivity of samples.</i> • <i>Measures taken to ensure that the sampling is representative of the in situ material collected, including for instance results for field duplicate/second-half sampling.</i> • <i>Whether sample sizes are appropriate to the grain size of the material being sampled.</i> 	<ul style="list-style-type: none"> • Routine samples over prospective mineralised intervals from diamond drill core as determined by an experienced geologist are sawn into 1m half drill core, cut in half along the axis of the drill core; or quarter core for duplicates. • Same side of drill core sampled to ensure no selective sampling bias. • The other half of the core is retained for geological reference and potential further sampling, such as metallurgical test work. • Entire sample sent to ALS laboratory in Romania for preparation and fire assay analysis, while the four-acid digest with ICPAES is completed at the ALS laboratory in Ireland. • 90% of sample crushed to <2mm. Sample then dried and riffle split. 1kg split then pulverised to 85% passing <75µm to produce a 50g charge for fire assay for gold analysis and a 0.25g sample for four acid digestion (near-total) with an ICPAES (inductively coupled plasma atomic emission spectroscopy) finish for 33 elements including Ag, As, Cu, Co, Pb, Zn, etc. • The remainder of the material is retained as a coarse split for metallurgical test work. • Remaining pulps are retained for analyses such as second laboratory check assays. • Duplicate samples (routine 1m ½ core sample sawn in half to produce two ¼ core samples) taken every 30 samples or at least one per hole if less than 30 samples taken. • A Certified Reference Material (CRM or 'Standard') is inserted into the routine sample sequence approximately every 30 samples or at least one per hole if less than 30 samples taken. • A blank (material with no concentrations of economic elements under consideration) is inserted into the routine sample sequence approximately every 30 samples or at least one per hole if less than 30 samples taken. • Sample prep techniques utilised are considered appropriate for Carpathian epithermal-style gold mineralisation. • Samples sizes are considered appropriate for the grain-size of the material being sampled.
Quality of assay data and laboratory tests	<ul style="list-style-type: none"> • <i>The nature, quality and appropriateness of the assaying and laboratory procedures used and whether the technique is considered partial or total.</i> • <i>For geophysical tools, spectrometers, handheld XRF instruments, etc, the parameters used in determining the analysis including instrument make and model, reading times, calibrations factors applied and their derivation, etc.</i> • <i>Nature of quality control procedures adopted (e.g. standards, blanks, duplicates, external laboratory checks) and whether</i> 	<ul style="list-style-type: none"> • Analysis completed by using 50g charge for fire assay for gold analysis and a 0.25g sample for four acid digestion (near-total) with an ICPAES (inductively coupled plasma atomic emission spectroscopy) finish for 33 elements including Ag, Cu, Co, Pb, Zn, etc. • If coarse-grained gold (visible gold) is encountered then Au will also be analysed by screen fire assay. The remaining sample from the 90% of the original routine sample that was crushed to <2mm and dried is then riffle split again to produce another 1kg split. This 1kg split is then dry screened to a nominal 106 micron. Duplicate 50g fire assays with AAS finish are then performed on the undersize, and fire assay with gravimetric finish is done on the

Criteria	JORC Code Explanation	Details
	<i>acceptable levels of accuracy (i.e. lack of bias) and precision have been established.</i>	<p>entire oversize fraction. Then the total gold content is calculated and reported, using the individual assays and weight of the fractions.</p> <ul style="list-style-type: none"> Analysis techniques utilised are commonly used for Carpathian epithermal-style gold mineralisation and are considered appropriate. Laboratory Routine QC protocol for Au-AA26: 1 lab Blank, 2 lab CRM, 3 client duplicates, 1 PREP Duplicate per batch (up to 77 samples). Laboratory Routine QC protocol for ME-ICP61: 1 lab Blank, 2 lab CRM, 2 client duplicates, 1 PREP Duplicate per batch (up to 77 samples). Internal laboratory checks, as well as internal and external check assays such as repeats and check assays enable assessment of precision. Contamination between samples is checked for by the use of blank samples (laboratory and company inserted). Assessment of accuracy will be carried out by the analysis of the assay results of the CRMs. QAQC results are reviewed on a batch-by-batch basis. Any deviations from acceptable precision or indications of bias are acted upon prior to announcing any results with repeat and check assays.
Verification of sampling	<ul style="list-style-type: none"> <i>The verification of significant intersections by either independent or alternative company personnel.</i> <i>The use of twinned holes.</i> <i>Documentation of primary data, data entry procedures, data verification, data storage (physical and electronic) protocols.</i> <i>Discuss any adjustment to assay data.</i> 	<ul style="list-style-type: none"> On receipt of assay results from the laboratory, the results are verified by the Exploration Manager and/or by responsible geologists who compare the results with the geological logging and remaining drill core (or core photography if site access is not possible). No twins have been completed yet. All primary data (logging, sample intervals and assay results) is digitally captured via excel spreadsheets, which are then validated when they are imported into a resource modelling software package. Data is stored in secure company owned Dropbox that has a 180 day file recovery and version history function. There has been no adjustment to assay data.
Location of data points	<ul style="list-style-type: none"> <i>Accuracy and quality of surveys used to locate drill holes (collar and down-hole surveys), trenches, mine workings and other locations used in Mineral Resource estimation.</i> <i>Specification of the grid system used.</i> <i>Quality and adequacy of topographic control.</i> 	<ul style="list-style-type: none"> Locations of diamond drill hole collars, channel samples and mine workings are recorded using the Slovak National Datum: S-JTSK/Krovak Datum. As the location of the current drill hole is within the Andrej Adit, which has been surveyed, its location is very accurately known. High-resolution topography over the project was acquired using LiDAR.
Data spacing and distribution	<ul style="list-style-type: none"> <i>Data spacing for reporting of Exploration Results.</i> <i>Whether the data spacing and distribution is sufficient to establish the degree of geological and grade continuity appropriate for the Mineral Resource and Ore Reserve estimation procedure(s) and classifications applied.</i> <i>Whether sample compositing has been applied.</i> 	<ul style="list-style-type: none"> Data spacing is highly variable across the prospect. UGA-43 was drilled from Drill Chamber III and is an extension hole, positioned down the dip of the mineralised zone and below the current Sturec Mineral Resource Estimate. UGA-44 was drilled from Drill Chamber III and is an infill hole, positioned within the current Sturec Mineral Resource Estimate. The area currently being drilled is within/immediately below the Updated 2021 Sturec Mineral Resource Estimate constrained within an optimised pit (refer to MTC announcement dated 21 June 2021). As these drill holes are either within or close to the Updated 2021 Sturec Mineral Resource Estimate, it is interpreted that the data spacing and distribution is sufficient to establish the degree of geological and grade continuity appropriate for Mineral Resource and Ore Reserve estimation.

Criteria	JORC Code Explanation	Details
Orientation of data in relation to geological structure	<ul style="list-style-type: none"> Whether the orientation of sampling achieves unbiased sampling of possible structures and the extent to which this is known, considering the deposit type. If the relationship between the drilling orientation and the orientation of key mineralised structures is considered to have introduced a sampling bias, this should be assessed and reported if material. 	<ul style="list-style-type: none"> No samples have been composited. Due to only four sites within the Andrej Adit being suitable for drilling currently, the drill holes fan out and are therefore drilled at various acute angles to the strike of the exploration target and the adjoining mineral resource. Most drill holes are drilled to some extent down the dip of the mineralised zone due to the position of the four Drill Chambers. Therefore, the mineralised intersection is not a true thickness. From Drill Chamber III, the true thickness of the mineralisation is approximately 100-110m at the top of the drill hole and ~30m at the bottom of the drill hole (see Figure 2 in the body of the announcement). The mineralisation is funnel shaped with the thicker zone higher and the thinner zone lower. This ore body geometry is common for many low-sulphidation epithermal gold-silver deposits.
Sample security	<ul style="list-style-type: none"> The measures taken to ensure sample security. 	<ul style="list-style-type: none"> Samples were securely stored in company facilities prior to being completely sealed and couriered to the ALS laboratory in Romania.
Audits or reviews	<ul style="list-style-type: none"> The results of any audits or reviews of sampling techniques and data. 	<ul style="list-style-type: none"> The sampling techniques and assay data were last reviewed during the completion of the Updated 2021 Sturec Mineral Resource Estimate (refer to MTC announcement dated 21 June 2021). The sampling techniques were interpreted to be appropriate and the assay data was deemed to be of sufficient accuracy and precision to be used for Mineral Resource and Ore Reserve estimation.

Section 2 - Reporting of Exploration Results

(Criteria listed in the preceding section also apply to this section)

Criteria	JORC Code Explanation	Details														
Mineral tenement and land tenure status	<ul style="list-style-type: none">Type, reference name/number, location and ownership including agreements or material issues with third parties such as joint ventures, partnerships, overriding royalties, native title interests, historical sites, wilderness or national park and environmental settings.The security of the tenure held at the time of reporting along with any known impediments to obtaining a licence to operate in the area.	<ul style="list-style-type: none">Sturec Gold Project consists of the Kremnica Mining Area (9.47 km²) owned by Slovakian limited liability company Ortac s.r.o., which is a wholly-owned subsidiary of Ortac UK (a private limited company registered in England and Wales).Kremnica Mining Licence details:														
		<table><tr><td>Name:</td><td>Mining Area Kremnica, Au-Ag</td></tr><tr><td>Mining area No:</td><td>MHD-D.P.- 12</td></tr><tr><td>Date of Issuance:</td><td>21 January 1961</td></tr><tr><td>Amendments:</td><td>No. 14-2754/2016</td></tr><tr><td>Date of Issuance:</td><td>14 September 2016</td></tr><tr><td>Metals</td><td>Gold and Silver</td></tr><tr><td>Duration:</td><td>Indefinite</td></tr></table>	Name:	Mining Area Kremnica, Au-Ag	Mining area No:	MHD-D.P.- 12	Date of Issuance:	21 January 1961	Amendments:	No. 14-2754/2016	Date of Issuance:	14 September 2016	Metals	Gold and Silver	Duration:	Indefinite
		Name:	Mining Area Kremnica, Au-Ag													
		Mining area No:	MHD-D.P.- 12													
		Date of Issuance:	21 January 1961													
		Amendments:	No. 14-2754/2016													
		Date of Issuance:	14 September 2016													
		Metals	Gold and Silver													
		Duration:	Indefinite													
		ORTAC, s.r.o. Mining Licence details														
<table><tr><td>Holder of the ML:</td><td>Ortac, s.r.o.</td></tr></table>	Holder of the ML:	Ortac, s.r.o.														
Holder of the ML:	Ortac, s.r.o.															

Criteria	JORC Code Explanation	Details												
		<table><tr><td>Name:</td><td>Ortac, s.r.o., company Id. No. 36 861 537</td></tr><tr><td>Mining License No:</td><td>Decision on approval of Mining License transfer to Ortac s.r.o. No: 1037-1539/2009</td></tr><tr><td>Date of Issuance:</td><td>27. May 2009 , valid from 6. June 2009</td></tr><tr><td>Note:</td><td>Transfer from Kremnica Gold Mining s.r.o. (former) to Ortac, s.r.o.</td></tr><tr><td>Subject:</td><td><ul style="list-style-type: none">• Opening, preparation and exploitation of exclusive mineral resource• Installation, conservation and decommissioning of mining work• Processing and refinement of mineral resources• Installation and operation of unloading areas and dumps• Opening the mining works to the public for museum purposes and related safety maintenance works• Blasting</td></tr><tr><td>Duration:</td><td>Indefinite</td></tr></table> <ul style="list-style-type: none">• The Kremnica Mining Licence is located in central Slovakia between the town of Kremnica and the village of Lučky, 17km west of central Slovakia's largest city, Banská Bystrica, and 150km northeast of the capital, Bratislava.• Metals Tech owns 100% of the Sturec Gold Project by completing the acquisition of Ortac UK on 14 February 2020.• As a part of the acquisition, MetalsTech Limited has granted Arc Minerals Limited a royalty equal to A\$2 per ounce of resource that is delineated at the project above an open cut JORC (2012) Indicated and Measured Resources that exceeds 1.5million ounces at a grade greater than 2.5g/t AuEq after 2 years from the date of execution of the Terms Sheet but before the date that is 5 years after the date of execution of the Terms Sheet capped at 7 million ounces.• In 2013, Arc Minerals (named Ortac Resources Limited at this time) submitted a small-scale underground mining application, which was awarded by the Central Mining Bureau in 2014. Trial underground mining commenced in June 2014 and a 40t bulk sample was extracted from Sturec for metallurgical test work.• In 2016, the Regional Court in Banská Bystrica ruled against the Central Mining Bureau concerning the underground mining permit issued to Arc Minerals Limited in 2014 and revoked the decision to issue the mining permit.• In May 2017, the Central Mining Bureau issued Ortac SK with an amended underground mining permit that allowed for small-scale mining activities to recommence.• In July 2017, Ortac SK (Arc Minerals Limited) re-commenced the trial underground mining activities at Sturec, fulfilling the condition required by Slovak regulations to preserve its right to exploit the ore deposit in the Kremnica Mining Licence Area for a minimum period of at least three years. 500t of ore was extracted and used for metallurgical test work relating to alternative processing technologies to the conventional cyanide leaching.• Since 2017 (before selling the project to MetalsTech), Arc Minerals Limited has continued working with the local community and stakeholders to facilitate the development of the project.• In October 2019, the Central Mining Bureau issued Ortac SK with an underground mining permit that allowed for small-scale mining activities to recommence: Decision No. 827-2373 / 2019. This decision was appealed soon after being received.• In February 2020, the appeals against Decision No. 827-2373 / 2019 were rejected by the State Mining Administration and the underground mining authorisation was upheld.• In April 2020, MetalsTech Limited re-commenced the underground mining activities at Sturec, in order to fulfill the condition required by Slovak regulations to preserve its right to exploit the ore deposit in the Kremnica Mining Licence Area for a minimum period of at least three years.	Name:	Ortac, s.r.o., company Id. No. 36 861 537	Mining License No:	Decision on approval of Mining License transfer to Ortac s.r.o. No: 1037-1539/2009	Date of Issuance:	27. May 2009 , valid from 6. June 2009	Note:	Transfer from Kremnica Gold Mining s.r.o. (former) to Ortac, s.r.o.	Subject:	<ul style="list-style-type: none">• Opening, preparation and exploitation of exclusive mineral resource• Installation, conservation and decommissioning of mining work• Processing and refinement of mineral resources• Installation and operation of unloading areas and dumps• Opening the mining works to the public for museum purposes and related safety maintenance works• Blasting	Duration:	Indefinite
Name:	Ortac, s.r.o., company Id. No. 36 861 537													
Mining License No:	Decision on approval of Mining License transfer to Ortac s.r.o. No: 1037-1539/2009													
Date of Issuance:	27. May 2009 , valid from 6. June 2009													
Note:	Transfer from Kremnica Gold Mining s.r.o. (former) to Ortac, s.r.o.													
Subject:	<ul style="list-style-type: none">• Opening, preparation and exploitation of exclusive mineral resource• Installation, conservation and decommissioning of mining work• Processing and refinement of mineral resources• Installation and operation of unloading areas and dumps• Opening the mining works to the public for museum purposes and related safety maintenance works• Blasting													
Duration:	Indefinite													

Criteria	JORC Code Explanation	Details
		<ul style="list-style-type: none"> Although Ortac s.r.o. is officially registered as the holder of the Kremnica Mining Area, the validity of the allocation of the Kremnica Mining Area has been repeatedly disputed. Arguments challenging the validity of the allocation of the Kremnica Mining Area have been raised by third parties in licensing proceedings in respect of particular mining activities within the Kremnica Mining Area. So far, the merits of such arguments have not been assessed by the court, as the respective court decisions were issued on procedural grounds in the past. Despite the existence of reasonable legal arguments defending the validity of the allocation of the Kremnica Mining Territory, it cannot be ruled out that the challenges to its validity will eventually prevail before the court. Even if the validity of the allocation of the Kremnica Mining Area is successfully defended in principle, there is a risk that Ortac SK's entitlement to the Kremnica Mining Area could be held to be limited to underground operations only. There are no environmental protected areas in the vicinity of the project resource area, except a protected lime tree situated close to the Leopold Shaft, adjacent to the monument commemorating the visit by Emperor Joseph II to Kremnica. Permission can be obtained to fell the tree if necessary, from the Provincial Environmental Office in Banska Bystrica. It appears that a significant part of the Kremnica Mining Area is covered by a heritage conservation area. This is not surprising given the extensive mining history throughout this area. The previous owners Arc Minerals Ltd used this fact to their advantage by establishing the Andrej Kremnica Mining Museum, whose two main attractions are the Ludavika Shaft Building and the Andrej Adit, which was established in 1982 by the State to access the main quartz vein mineralisation. As a result, various requirements under the applicable regulations in the area of heritage protection must be complied with. Further investigation needs to be completed to understand the effect this Heritage Protection will have on any proposed mining activities. There is one registered environmental burden located in the Kremnica Mining Area with registration number SK/EZ/ZH/2129. This environmental burden relates to the processing facilities including the historic waste dumps that are situated immediately next to the Andrej Kremnica Mining Museum/office. It is categorized "only" as a potential (probable) environmental burden as no significant contamination/acid rock drainage (ARD) effects have been reported concerning these historic mining remnants. There is risk concerning the further development of the Sturec Gold Project due to the historic social and environmental opposition to the development of a mining operation in this area. The opposition is believed to be the result of two main factors: previous development plans utilised cyanide ore processing; and previous development plans involved digging a large open pit in relatively proximity to the township of Kremnica. <ul style="list-style-type: none"> To minimise the first risk, MetalsTech is investigating alternative gold processing methods. To minimise the second risk, MetalsTech intends to put in place a comprehensive project stakeholder engagement programme to attempt to understand and mitigate the concerns about the development of a mining operation on the Sturec Gold Project. Also, the full suite of benefits to the country and local communities that will arise from the Sturec Gold Project (such as job creation, training, capital investment, revenue generation, procurement of goods and services locally, and community development initiatives) need to be properly communicated to project stakeholders, so that that they can use this to motivate/ justify the project in project-approval processes.
Exploration done by other parties	<ul style="list-style-type: none"> <i>Acknowledgment and appraisal of exploration by other parties.</i> 	<ul style="list-style-type: none"> Many exploration companies have previously explored the Sturec Gold Project and the surrounding areas. The details of the exploration history are outlined below: <ul style="list-style-type: none"> The Slovak Geological Survey carried out extensive exploration in the Sturec area from 1981 to 1987, including extensive adit and cross-cut development within the Sturec zone. Rudne Bane operated the open-pit mine at Sturec from 1987 to 1992 and produced 50,028t of ore averaging 1.54g/t Au. During this time, Rudne Bane conducted underground sampling of the larger mineralised portions

Criteria	JORC Code Explanation	Details
		<p>of the Sturec deposit (40 channels for 3,149 individual samples) and 12 underground fan drill holes (for 425.3m) into the northern-most known limits of the deposit. A total of 266 sample intervals were assayed for gold and silver.</p> <ul style="list-style-type: none"> ○ Kremnica Banská Spolocnost (KBS), an investment company composed of former mine managers, obtained the title to the Kremnica Mining Lease (MHD-D.P. 12) from the Slovak government on 1 April 1995. In 1995, Argosy Mining Corporation (Argosy) of Vancouver formed a 100% owned Slovak Subsidiary, Argosy Slovakia s.r.o., which entered into a joint venture with KBS on 6 October 1995. Argosy Slovakia purchased KBS's share of the joint venture on 24 April 1997 to control 100% of the mining licence through its subsidiary, Kremnica Gold a.s. Argosy completed a core drilling programme in 1996 and a combined core and reverse-circulation (RC) drilling programme in 1997. This core/RC program totalled 79 holes for 12,306m; 9,382.4m of which was into the Sturec Deposit area. ○ In July 2003, Tournigan Gold Corporation (Tournigan) acquired the rights to the Sturec Project by purchasing Kremnica Gold a.s. from Argosy. Tournigan then completed 104 diamond core and RC drill holes for ~14,000m over the period 2004 to 2008. The majority of these holes were into the Sturec Deposit, but adjacent areas were also explored. In the summer and autumn of 2005, Tournigan executed a 36-hole program of RC drilling as infill of Argosy's and Tournigan's earlier core drilling programs into the Sturec Deposit. Tournigan also drilled five additional holes as twins of Argosy's previous core holes. This drilling resulted in the deposit being drilled off on approximate 50-metre centres (earlier drilling had been on approximately 100 x 50 metre centres). The RC program results confirmed the geology and ore outlines that were previously established by core drilling (e.g., rock types and alteration, location of zones of oxidation, location of ore-bearing veins and stockworks, hanging walls, footwalls, thicknesses, strikes, dips, and grades). The holes and assay results were displayed on cross-sections and recorded on logs. Samples were collected at 1-meter intervals under the immediate supervision of a geologist, sealed in plastic bags, and submitted for analysis and check analyses according to the required formal protocols. The holes were logged on site by the drill geologists and again in the laboratory where qualitative samples were taken and inventoried as geological reference samples. The bulk rejects from these RC samples are stored at the operational offices at the Andrej Mining Museum. Tournigan also completed nine bench channel surveys incorporating a total of 317 sample intervals. In 2004, Tournigan also conducted an 11-hole diamond drilling programme north of Sturec at the Wolf prospect. ○ Ortac Resources (now Arc Mineral Limited) acquired the project in 2009. Since 2009 till MetalsTech acquired the project from them in February 2020, Ortac drilled 13 core holes for 2,771.7m within the Sturec Deposit area. They also completed 4 drill core holes at the Vratislav Prospect, immediately to the north of the Sturec Mineral Resource area and 3 drill core holes at the Wolf Prospect, immediately north of the Vratislav Prospect.
Geology	<ul style="list-style-type: none"> • <i>Deposit type, geological setting and style of mineralisation.</i> 	<ul style="list-style-type: none"> • The Sturec Gold Project is located in the Central Slovakia Volcanic Area in the Kremnica Mountains of the Western Carpathians. The Central Slovakia Volcanic Field hosts several Ag-Au epithermal vein-type deposits including Banská Štiavnica, Kremnica, Hodruša-Hámre, and Nová Bana, which were important sources of precious and base metals in the past. The area is characterised by Tertiary pyroxene-amphibole andesite flows and tuffs of the Zlata Studna Formation. The andesites are underlain by Mesozoic limestone. Deep-seated structures and faults within the pre-Tertiary basement interpreted to be extensional Horst and Graben in style, focussed sub-volcanic intrusions of gabbrodiorite, diorite, diorite porphyry, and minor quartz-diorite porphyry at depth and associated mesothermal mineralising events, which were then overprinted by the epithermal precious metal mineralisation. In the Kremnica area, the structure is controlled by a 6-7km long, N-S trending horst, known as the Kremnica Horst Structure, which is interpreted to be the result of the sub-volcanic intrusions of gabbrodiorite, diorite, diorite porphyry, and minor quartz-diorite porphyry at depth causing this zone to be uplifted relative to the two graben structures to either side.

Criteria	JORC Code Explanation	Details																																																																																																				
		<ul style="list-style-type: none">The Sturec Gold Project mineralisation is classified as a low-sulphidation epithermal Ag-Au deposit type and is interpreted to have formed from low-salinity fluids composed of a mixture of meteoric and magmatic waters at temperatures mostly between ~270 to 190°C. The mineralisation is hosted by quartz–dolomite veins also containing adularia, sericite, illite and chalcedony that cut through Neogene propylitised (low pressure/low to medium temperature hydrothermal alteration) andesites of the Kremnica stratovolcano. The hydrothermal alteration from the veins outwards consists of silicification and potassic-metasomatism (adularia), propylitization and argillisation. Vein styles include large banded to massive quartz veins, smaller quartz veins and sheeted veins, quartz stockwork veining and silicified hydrothermal breccias.																																																																																																				
Drill hole Information	<ul style="list-style-type: none">A summary of all information material to the understanding of the exploration results including a tabulation of the following information for all Material drill holes:<ul style="list-style-type: none">easting and northing of the drill hole collarelevation or RL (Reduced Level – elevation above sea level in metres) of the drill hole collardip and azimuth of the holedown hole length and interception depthhole length.If the exclusion of this information is justified on the basis that the information is not Material and this exclusion does not detract from the understanding of the report, the Competent Person should clearly explain why this is the case.	<ul style="list-style-type: none">Drill collar details from Drill Chamber IV:<table><tr><th>Hole ID</th><th>Easting JTSK</th><th>Northing JTSK</th><th>Elevation (m)</th><th>Azimuth (°)</th><th>Dip (°)</th><th>Depth (m)</th></tr><tr><td>UGA-43</td><td>-435,851</td><td>-1,230,123</td><td>656.96</td><td>023</td><td>-70</td><td>168.3</td></tr><tr><td>UGA-44</td><td>-435,851</td><td>-1,230,123</td><td>656.96</td><td>023</td><td>-78</td><td>115.3</td></tr></table>Summary table of significant drill hole intersections so far:<table><tr><th>Hole</th><th>Width (m) (Down hole depth)</th><th></th><th>Au g/t</th><th>Ag g/t</th><th>From (m) (Down hole depth)</th><th>To (m) (Down hole depth)</th><th>Cut-off</th></tr><tr><td rowspan="10">UGA-42</td><td>101.00</td><td>@</td><td>1.32</td><td>18.1</td><td>0.00</td><td>101.00</td><td>0.25g/t Au cut-off and max. 5m continuous internal dilution</td></tr><tr><td colspan="6">including</td><td></td></tr><tr><td>8.00</td><td>@</td><td>1.72</td><td>21.8</td><td>6.00</td><td>14.00</td><td>1g/t Au cut-off and 2m internal dilution</td></tr><tr><td colspan="6">and</td><td></td></tr><tr><td>40.00</td><td>@</td><td>2.09</td><td>23.7</td><td>27.00</td><td>67.00</td><td>0.5g/t Au cut-off and max. 3m continuous internal dilution</td></tr><tr><td colspan="6">including</td><td></td></tr><tr><td>7.00</td><td>@</td><td>4.48</td><td>13.2</td><td>41.00</td><td>48.00</td><td>1g/t Au cut-off and no internal dilution</td></tr><tr><td colspan="6">including</td><td></td></tr><tr><td>4.00</td><td>@</td><td>6.53</td><td>18.6</td><td>42.00</td><td>46.00</td><td>2g/t Au cut-off and no internal dilution</td></tr><tr><td colspan="6">and</td><td></td></tr></table>	Hole ID	Easting JTSK	Northing JTSK	Elevation (m)	Azimuth (°)	Dip (°)	Depth (m)	UGA-43	-435,851	-1,230,123	656.96	023	-70	168.3	UGA-44	-435,851	-1,230,123	656.96	023	-78	115.3	Hole	Width (m) (Down hole depth)		Au g/t	Ag g/t	From (m) (Down hole depth)	To (m) (Down hole depth)	Cut-off	UGA-42	101.00	@	1.32	18.1	0.00	101.00	0.25g/t Au cut-off and max. 5m continuous internal dilution	including							8.00	@	1.72	21.8	6.00	14.00	1g/t Au cut-off and 2m internal dilution	and							40.00	@	2.09	23.7	27.00	67.00	0.5g/t Au cut-off and max. 3m continuous internal dilution	including							7.00	@	4.48	13.2	41.00	48.00	1g/t Au cut-off and no internal dilution	including							4.00	@	6.53	18.6	42.00	46.00	2g/t Au cut-off and no internal dilution	and						
Hole ID	Easting JTSK	Northing JTSK	Elevation (m)	Azimuth (°)	Dip (°)	Depth (m)																																																																																																
UGA-43	-435,851	-1,230,123	656.96	023	-70	168.3																																																																																																
UGA-44	-435,851	-1,230,123	656.96	023	-78	115.3																																																																																																
Hole	Width (m) (Down hole depth)		Au g/t	Ag g/t	From (m) (Down hole depth)	To (m) (Down hole depth)	Cut-off																																																																																															
UGA-42	101.00	@	1.32	18.1	0.00	101.00	0.25g/t Au cut-off and max. 5m continuous internal dilution																																																																																															
	including																																																																																																					
	8.00	@	1.72	21.8	6.00	14.00	1g/t Au cut-off and 2m internal dilution																																																																																															
	and																																																																																																					
	40.00	@	2.09	23.7	27.00	67.00	0.5g/t Au cut-off and max. 3m continuous internal dilution																																																																																															
	including																																																																																																					
	7.00	@	4.48	13.2	41.00	48.00	1g/t Au cut-off and no internal dilution																																																																																															
	including																																																																																																					
	4.00	@	6.53	18.6	42.00	46.00	2g/t Au cut-off and no internal dilution																																																																																															
	and																																																																																																					

Criteria	JORC Code Explanation	Details							
			2.00	@	2.90	68.6	17.00	19.00	1.3g/t Au cut-off and no internal dilution
			including						
			18.00	@	1.31	13.6	26.00	44.00	0.5g/t Au cut-off and max. 3m continuous internal dilution
			and						
			13.00	@	1.32	20.7	60.00	73.00	1g/t Au cut-off and max. 6m continuous internal dilution
			including						
			2.00	@	2.96	100.9	60.00	62.00	1.5g/t Au cut-off and no internal dilution
			and						
			4.00	@	1.43	6.8	98.00	102.00	0.5g/t Au cut-off and no internal dilution
		UGA-39	96.70	@	1.25	9.8	0.00	96.70	0.25g/t Au cut-off and max. 5m continuous internal dilution
			including						
			2.00	@	2.94	19.1	16.00	18.00	1g/t Au cut-off and no internal dilution
			and						
			3.00	@	2.73	14.0	25.00	28.00	1g/t Au cut-off and no internal dilution
			32.00	@	2.40	13.9	51.00	83.00	1g/t Au cut-off and max. 5m continuous internal dilution
			including						
			4.00	@	6.13	22.1	51.00	55.00	2g/t Au cut-off and max. 2m continuous internal dilution
			11.00	@	3.25	22.0	72.00	83.00	1g/t Au cut-off and max. 3m continuous internal dilution
			6.90	@	2.10	14.6	109.50	116.40	0.25g/t Au cut-off and no internal dilution
			including						

Criteria	JORC Code Explanation	Details								
			3.00	@	4.14	26.3	112.00	115.00	2g/t Au cut-off and no internal dilution	
		UGA-38	50.00	@	1.32	18.5	3.00	53.00	0.25g/t Au cut-off and max. 5m continuous internal dilution. Also, including a 0.95cm void from 3.70-4.65m	
			including							
			8.00	@	1.97	53.0	23.00	31.00	1g/t Au cut-off and max. 2m continuous internal dilution	
			and							
			10.00	@	3.07	9.0	43.00	53.00	0.5g/t Au cut-off and max. 2m continuous internal dilution	
			including							
			5.00	@	5.45	14.3	43.00	48.00	2g/t Au cut-off and 1m internal dilution	
		UGA-37	20.00	@	0.80	13.9	0.00	20.00	0.25g/t Au cut-off and max. 2m continuous internal dilution.	
			including							
			6.00	@	1.41	9.2	9.00	15.00	0.5g/t Au cut-off and max. 2m continuous internal dilution	
			20.00	@	0.46	3.6	37.00	57.00	0.25g/t Au cut-off and max. 4m continuous internal dilution.	
		UGA-36	35.00	@	1.20	8.8	2.00	37.00	0.25g/t Au cut-off and max. 5m continuous internal dilution	
			including							
			23.00	@	1.64	12.5	3.00	26.00	0.5g/t Au cut-off and max. 2m continuous internal dilution	
			including							
			19.00	@	1.85	14.1	4.00	23.00	1g/t Au cut-off and max.2m continuous internal dilution	
			including							
			7.00	@	2.53	22.6	15.00	22.00	1.45g/t Au cut-off and no internal dilution	

Criteria	JORC Code Explanation	Details							
		UGA-35	49.00	@	1.76	15.2	0.00	49.00	0.25g/t Au cut-off and max.7m continuous internal dilution
			including						
			16.00	@	2.16	27.8	12.00	28.00	1.5g/t Au cut-off and max.4m continuous internal dilution
			and						
			2.00	@	12.89	63.2	47.00	49.00	1.5g/t Au cut-off and no internal dilution
		UGA-34	16.00	@	0.87	7.3	0.00	16.00	0.25g/t Au cut-off and no internal dilution
			including						
			3.00	@	1.37	9.1	5.00	8.00	1g/t Au cut-off and 1m internal dilution
		UGA-33	91.00	@	1.06	9.8	1.00	92.00	0.25g/t Au cut-off and max. 4m continuous internal dilution
			including						
			11.00	@	1.35	13.0	6.00	17.00	0.5g/t Au cut-off and max. 1m continuous internal dilution
			and						
			10.00	@	3.33	23.7	23.00	33.00	1g/t Au cut-off and max.3m continuous internal dilution
			and						
			17.00	@	1.47	10.4	56.00	73.00	1g/t Au cut-off and max.4m continuous internal dilution
		UGA-32	56.00	@	1.01	9.3	0.00	56.00	0.25g/t Au cut-off and 6m internal dilution
			including						
			5.00	@	1.97	23.4	19.00	24.00	1g/t Au cut-off and 1m internal dilution
			and						
			7.00	@	2.79	15.5	35.00	42.00	1g/t Au cut-off and 3m internal dilution

Criteria	JORC Code Explanation	Details							
		UGA-31	92.00	@	1.16	13.1	0.00	92.00	0.25g/t Au cut-off and max. 7m continuous internal dilution
			including						
			6.00	@	1.56	25.5	9.00	15.00	0.5g/t Au cut-off and 4m internal dilution
			and						
			9.00	@	3.03	28.9	23.00	32.00	0.5g/t Au cut-off and 1m internal dilution
			including						
			6.00	@	4.21	39.9	24.00	30.00	1g/t Au cut-off and no internal dilution
			5.00	@	1.76	8.2	38.00	43.00	0.5g/t Au cut-off and 2m internal dilution
			and						
			7.00	@	1.85	22.9	59.00	66.00	1g/t Au cut-off and 2m internal dilution
			and						
			10.00	@	1.94	9.0	70.00	80.00	1g/t Au cut-off and 4m internal dilution
			including						
			2.00	@	4.84	15.7	70.00	72.00	2g/t Au cut-off and no internal dilution
		UGA-30	173.20	@	3.27	11.8	0.00	173.20	0.25g/t Au cut-off and max. 4m continuous internal dilution
			including						
			103.00	@	5.06	13.4	57.00	160.00	0.5g/t Au cut-off and max. 4m continuous internal dilution
			including						
			8.00	@	7.16	11.3	84.00	92.00	3g/t Au cut-off and 2m internal dilution
			and						
			19.00	@	11.35	23.9	119.00	138.00	3g/t Au cut-off and max. 4m continuous internal dilution
			including						

Criteria	JORC Code Explanation	Details							
			2.00	@	42.50	53.3	119.00	121.00	no cut-off or dilution
			and						
			1.00	@	67.90	94.5	127.00	128.00	no cut-off or dilution
			7.00	@	23.30	24.0	153.00	160.00	3g/t Au cut-off and 4m continuous internal dilution
			including						
			1.00	@	139.00	87.3	154.00	155.00	no cut-off or dilution
		UGA-29	59.00	@	1.04	9.1	0.00	59.00	0.25g/t Au cut-off and max. 7m continuous internal dilution
			including						
			27.00	@	1.20	12.2	0.00	27.00	0.5g/t Au cut-off and max. 3m continuous internal dilution
			including						
			15.00	@	1.66	15.8	12.00	27.00	1g/t Au cut-off and max. 3m continuous internal dilution
			including						
			5.00	@	3.34	15.9	46.00	51.00	1g/t Au cut-off and 3m internal dilution
		UGA-28	97.00	@	0.51	2.5	40.00	137.00	0.25g/t Au cut-off and max. 7m continuous internal dilution
			including						
			10.00	@	1.55	3.8	87.00	97.00	0.5g/t Au cut-off and no internal dilution
			including						
			3.00	@	2.97	2.2	94.00	97.00	1g/t Au cut-off and 1m internal dilution
			6.00	@	1.06	4.4	102.00	108.00	0.5g/t Au cut-off and no internal dilution
		6.00	@	0.94	3.4	131.00	137.00	0.5g/t Au cut-off and 3m internal dilution	

Criteria	JORC Code Explanation	Details							
		UGA-27	5.00	@	0.84	2.9	41.00	46.00	0.25g/t Au cut-off and no internal dilution
			2.00	@	1.51	5.7	78.00	80.00	0.5g/t Au cut-off and no internal dilution
			47.00	@	0.61	1.5	104.00	151.00	0.25g/t Au cut-off and max. 5m continuous internal dilution
			including						
			5.00	@	1.26	2.4	104.00	109.00	0.5g/t Au cut-off and 3m internal dilution
			12.00	@	1.22	2.0	139.00	151.00	0.3g/t Au cut-off and 2m internal dilution
			including						
			6.00	@	2.09	3.0	143.00	149.00	0.5g/t Au cut-off and 2m internal dilution
			including						
			2.00	@	5.14	4.6	143.00	145.00	1g/t Au cut-off and no internal dilution
		UGA-26	2.00	@	2.27	13.0	22.00	24.00	0.25g/t Au cut-off and no internal dilution
			including						
			5.00	@	0.55	1.7	34.00	39.00	0.25g/t Au cut-off and 1m internal dilution
			including						
			32.00	@	0.91	16.3	56.00	88.00	0.25g/t Au cut-off and max. 5m continuous internal dilution
			including						
			10.00	@	1.50	22.5	69.00	79.00	0.75g/t Au cut-off and 3m internal dilution
		UGA-25	6.00	@	0.68	6.8	42.00	48.00	0.25g/t Au cut-off and 3m internal dilution

Criteria	JORC Code Explanation	Details							
			53.00	@	0.86	10.0	95.00	148.00	0.25g/t Au cut-off and max. 3m continuous internal dilution
			including						
			23.00	@	1.46	15.1	104.00	127.00	0.5g/t Au cut-off and 2m continuous internal dilution
			including						
			7.00	@	2.75	23.3	120.00	127.00	1g/t Au cut-off and no internal dilution
			including						
			4.00	@	3.86	31.1	121.00	125.00	2g/t Au cut-off and no internal dilution
		UGA-24	15.00	@	1.30	6.8	27.00	42.00	0.25g/t Au cut-off and max. 1m continuous internal dilution
			including						
			11.00	@	1.67	8.5	30.00	41.00	0.5g/t Au cut-off and max. 2m continuous internal dilution
			including						
			2.00	@	5.53	17.5	35.00	37.00	1g/t Au cut-off and no internal dilution
			52.00	@	0.65	7.0	97.00	149.00	0.25g/t Au cut-off and max. 3m continuous internal dilution
			and						
			17.00	@	1.19	11.7	107.00	124.00	0.5g/t Au cut-off and max. 3m continuous internal dilution
			and						
			3.00	@	3.13	16.9	109.00	112.00	1g/t Au cut-off and no internal dilution
		UGA-23	5.00	@	0.56	2.7	47.00	52.00	0.25g/t Au cut-off and no internal dilution
			including						
			3.00	@	0.72	2.7	49.00	52.00	0.5g/t Au cut-off and no internal dilution
			53.00	@	0.77	5.9	65.00	118.00	0.25g/t Au cut-off and max. 5m continuous internal dilution

Criteria	JORC Code Explanation	Details							
			including						
			2.00	@	2.71	28.0	79.00	81.00	1g/t Au cut-off and no internal dilution
			and						
			3.00	@	1.19	2.9	88.00	91.00	0.5g/t Au cut-off and no internal dilution
			and						
			5.00	@	1.75	6.4	95.00	100.00	1g/t Au cut-off and 1m internal dilution
			5.00	@	0.94	7.9	131.00	136.00	0.5g/t Au cut-off and no internal dilution
		UGA-22	105.30	@	0.55	3.2	38.00	143.30	0.25g/t Au cut-off and max. 7m continuous internal dilution
			including						
			22.00	@	0.80	5.7	99.00	121.00	0.5g/t Au cut-off and 2m internal dilution
			and						
			13.00	@	1.28	2.4	130.00	143.30	0.3g/t Au cut-off and max. 4m continuous internal dilution
			and						
			3.00	@	4.42	5.2	130.00	133.00	0.5g/t Au cut-off and no internal dilution
		UGA-21	98.00	@	0.55	3.4	60.00	158.00	0.25g/t Au cut-off and max. 10m continuous internal dilution
			including						
			2.00	@	3.37	6.1	60.00	62.00	1g/t Au cut-off and no internal dilution
			and						
			2.00	@	2.38	2.3	93.00	95.00	0.5g/t Au cut-off and no internal dilution
			and						
			6.00	@	1.10	5.6	110.00	116.00	0.5g/t Au cut-off and 2m internal dilution
			and						

Criteria	JORC Code Explanation	Details							
			4.00	@	1.34	6.0	137.00	141.00	0.5g/t Au cut-off and 2m internal dilution
			and						
			9.00	@	1.03	4.1	149.00	158.00	0.5g/t Au cut-off and no internal dilution
		UGA-20	61.00	@	0.97	12.3	55.00	116.00	0.25g/t Au cut-off and max. 5m continuous internal dilution
			including						
			19.00	@	2.07	29.1	77.00	96.00	1g/t Au cut-off and 4m internal dilution
			including						
			15.00	@	2.24	34.3	77.00	92.00	1.5g/t Au cut-off and max. 4m continuous internal dilution
			including						
			2.00	@	4.68	150.8	77.00	79.00	2g/t Au cut-off and no internal dilution
			and						
			2.00	@	3.91	20.7	83.00	85.00	2g/t Au cut-off and no internal dilution
		UGA-19	68.00	@	0.43	4.3	19.00	87.00	0.26g/t Au cut-off and max. 6m continuous internal dilution
			including						
			6.00	@	1.07	1.7	19.00	25.00	0.3g/t Au cut-off and 3m continuous internal dilution
			and						
			3.00	@	1.23	15.4	33.00	36.00	0.3g/t Au cut-off and no internal dilution
			and						
			2.00	@	0.93	8.0	49.00	51.00	0.3g/t Au cut-off and no internal dilution
			and						
			1.00	@	4.08	46.4	77.00	78.00	1g/t Au cut-off and no internal dilution
		UGA-18	38.00	@	17.72	17.6	44.00	82.00	0.26g/t Au cut-off, no top cut and max. 7m continuous internal dilution

Criteria	JORC Code Explanation	Details							
			including						
			18.00	@	36.96	30.6	64.00	82.00	0.5g/t Au cut-off, no top cut and max. 5m continuous internal dilution
			including						
			6.00	@	109.82	81.7	76.00	82.00	1g/t Au cut-off, no top cut and max. 3m continuous internal dilution
			including						
			1.00	@	646.00	459.0	81.00	82.00	
		UGA-17	45.00	@	2.65	10.4	52.00	97.00	0.26g/t Au cut-off, no top cut and max. 2m continuous internal dilution
			including						
			35.00	@	3.31	12.3	60.00	95.00	1g/t Au cut-off, no top cut and max. 5m continuous internal dilution
			including						
			19.00	@	5.08	12.9	67.00	86.00	2g/t Au cut-off, no top cut and max. 3m continuous internal dilution
		UGA-16	126.00	@	5.31	7.3	1.00	127.00	0.26g/t Au cut-off, no top cut and max. 7m continuous internal dilution
			including						
			70.00	@	9.23	7.8	40.00	110.00	0.5g/t Au cut-off, no top cut and max. 7m continuous internal dilution
			including						
			1.00	@	584.00	333.0	41.00	42.00	
			and						
			2.00	@	13.94	14.9	106.00	108.00	1g/t Au cut-off and no internal dilution
		UGA-15	124.00	@	1.47	11.6	3.00	127.00	0.26g/t Au cut-off and max. 6m continuous internal dilution
			including						
			14.00	@	2.70	27.5	17.00	31.00	1g/t Au cut-off and 4m internal dilution
			and						

Criteria	JORC Code Explanation	Details							
			3.00	@	3.75	9.5	52.00	55.00	0.5g/t Au cut-off and no internal dilution
			and						
			7.00	@	7.97	25.3	64.00	71.00	1g/t Au cut-off and 1m internal dilution
			and						
			9.00	@	3.77	16.4	93.00	102.00	0.5g/t Au cut-off and 2m internal dilution
		UGA-14	108.00	@	2.22	7.6	26.00	134.00	0.2g/t Au cut-off and max. 7m continuous internal dilution
			60.00	@	3.69	9.8	73.00	134.00	0.5g/t Au cut-off and max. 9m internal dilution
			42.00	@	4.98	11.9	91.00	133.00	1g/t Au cut-off and max. 5m continuous internal dilution
			including						
			10.00	@	16.98	26.4	95.00	105.00	2g/t Au cut-off and 2m internal dilution
		UGA-13	2.00	@	1.74	3.5	78.00	80.00	0.26g/t Au cut-off and no internal dilution
			4.00	@	0.61	3.3	99.00	103.00	0.26g/t Au cut-off and no internal dilution
			3.00	@	0.82	8.5	132.00	135.00	0.26g/t Au cut-off and no internal dilution
			19.00	@	4.25	3.7	152.00	171.00	0.26g/t Au cut-off and max. 5m continuous internal dilution
			including						
			5.00	@	14.90	6.1	157.00	162.00	0.5g/t Au cut-off and 2m internal dilution
			10.00	@	0.85	3.0	204.00	214.00	0.26g/t Au cut-off and 3m internal dilution

Criteria	JORC Code Explanation	Details							
		UGA-11	111.00	@	0.96	5.4	15.00	126.00	0.2g/t Au cut-off and max. 7m continuous internal dilution
			including						
			19.00	@	4.23	17.2	107.00	126.00	1g/t Au cut-off and 5m internal dilution
			including						
			6.00	@	8.39	21.0	117.00	123.00	3g/t Au cut-off and 3m internal dilution
		UGA-08	137.00	@	0.60	1.2	0.00	137.00	0.2g/t Au cut-off and max. 3m continuous internal dilution
			including						
			15.00	@	1.21	13.0	0.00	15.00	0.5g/t Au cut-off and max. 4m continuous internal dilution
			and						
			5.00	@	1.22	15.3	32.0	37.00	0.5g/t Au cut-off and 1m internal dilution
			and						
			5.00	@	4.48	5.2	87.00	92.00	0.3g/t Au cut-off and 3m internal dilution
			and						
			5.00	@	1.06	4.5	126.00	131.00	0.5g/t Au cut-off and no internal dilution
			and						
			2.00	@	1.22	2.7	135.00	137.00	0.5g/t Au cut-off and no internal dilution
		UGA-12	81.00	@	1.90	10.3	17.00	98.00	0.26g/t Au cut-off and max. 5m continuous internal dilution
			including						
			35.00	@	3.73	11.6	63.00	97.00	0.5g/t Au cut-off and max. 6m continuous internal dilution
			including						
			5.00	@	20.46	21.0	92.00	97.00	1g/t Au cut-off and no internal dilution

Criteria	JORC Code Explanation	Details							
		UGA-10	2.00	@	2.44	20.5	22.00	24.00	0.26g/t Au cut-off and no internal dilution
			6.00	@	0.89	4.2	56.00	62.00	0.26g/t Au cut-off and 2m internal dilution
			including						
			3.00	@	1.28	4.0	56.00	59.00	0.5g/t Au cut-off and 1m internal dilution
			60.00	@	1.03	5.2	83.00	143.00	0.3g/t Au cut-off and max. 3m continuous internal dilution
			including						
			6.00	@	1.73	9.0	83.00	89.00	0.5g/t Au cut-off and no internal dilution
			and						
			3.00	@	1.85	4.5	108.00	111.00	0.5g/t Au cut-off and no internal dilution
			and						
			13.00	@	2.06	6.3	123.00	136.00	0.5g/t Au cut-off and max. 1m continuous internal dilution
			including						
			2.00	@	5.87	2.3	134.00	136.00	1g/t Au cut-off and no internal dilution
		UGA-09	5.00	@	0.64	5.6	16.00	21.00	0.26g/t Au cut-off and 3m internal dilution
			4.00	@	0.55	4.9	32.00	36.00	0.26g/t Au cut-off and 2m internal dilution
			2.00	@	2.38	3.0	46.00	48.00	0.26g/t Au cut-off and no internal dilution
			2.00	@	0.84	14.4	61.00	63.00	0.26g/t Au cut-off and no internal dilution
			21.00	@	0.96	3.6	86.00	107.00	0.26g/t Au cut-off and max. 2m continuous internal dilution
			including						

Criteria	JORC Code Explanation	Details								
			7.00	@	2.24	6.0	100.00	107.00	0.5g/t Au cut-off and 2m internal dilution	
			including							
			4.00	@	3.31	9.0	103.00	107.00	1g/t Au cut-off and 1m internal dilution	
		UGA-07	112.00	@	0.87	7.7	16.00	128.00	0.26g/t Au cut-off and max. 5m continuous internal dilution	
			including							
			24.00	@	2.28	11.5	17.00	41.00	0.5g/t Au cut-off and max. 7m continuous internal dilution	
			including							
			4.00	@	10.86	36.2	34.00	38.00	1g/t Au cut-off and 2m internal dilution	
			5.00	@	1.11	5.2	92.00	97.00	0.5g/t Au cut-off and 1m internal dilution	
		3.00	@	1.57	5.0	112.00	115.00	0.5g/t Au cut-off and no internal dilution		
		UGA-06	70.00	@	3.43	14.7	33.00	103.00	0.26g/t Au cut-off and max. 6m continuous internal dilution	
			including							
			5.00	@	5.52	19.9	36.00	41.00	1g/t Au cut-off and no internal dilution	
			and							
			8.00	@	8.55	22.5	56.00	64.00	2g/t Au cut-off and 1m internal dilution	
			and							
			5.00	@	4.81	36.4	75.00	80.00	2g/t Au cut-off and 3m internal dilution	
			and							
		4.00	@	22.81	37.4	98.00	102.00	2g/t Au cut-off and no internal dilution		
		UGA-05	32.00	@	4.62	17.5	70.00	102.00	0.26g/t Au cut-off and max. 3m continuous internal dilution	
			including							

Criteria	JORC Code Explanation	Details								
			9.00	@	14.53	48.2	90.00	99.00	2g/t Au cut-off and 3m internal dilution	
		UGA-04	90.00	@	3.88	13.9	0.00	90.00	0.26g/t Au cut-off and max. 6m continuous internal dilution	
			including							
			9.00	@	11.66	62.3	14.00	23.00	2g/t Au cut-off and 1m internal dilution	
			and							
			6.00	@	33.76	36.2	43.00	49.00	1g/t Au cut-off and no internal dilution	
		UGA-03	73.00	@	2.14	8.8	211.00	284.00	0.26g/t Au cut-off and max. 3m continuous internal dilution, including a 1.39m historic mining void	
			including							
			31.61	@	3.76	11.0	248.00	279.61	0.5g/t Au cut-off and max. 2m continuous internal dilution	
			including							
			24.00	@	4.74	13.4	252.00	276.00	1g/t Au cut-off and max. 3m continuous internal dilution	
			including							
			15.00	@	6.70	15.3	252.00	267.00	2g/t Au cut-off and max. 3m continuous internal dilution	
			including							
			7.00	@	11.65	24.7	260.00	267.00	5g/t Au cut-off and max. 1m continuous internal dilution	
		UGA-02	7.90	@	0.58	9.2	0.10	7.80	0.26g/t Au cut-off and max. 3m continuous internal dilution	
			and							
			9.00	@	0.94	6.5	17.00	26.00	0.26g/t Au cut-off nd max. 2m continuous internal dilution	
			including							
			4.00	@	1.52	10.2	17.00	21.00	0.5g/t Au cut-off and max. 1m continuous internal dilution	

Criteria	JORC Code Explanation	Details							
			5.00	@	0.91	13.7	46.00	51.00	0.5g/t Au cut-off and max. 2m continuous internal dilution
			8.00	@	0.92	5.0	92.00	97.00	0.5g/t Au cut-off and max. 2m internal dilution
			26.00	@	1.20	5.8	111.00	137.00	0.5g/t Au cut-off and max. 2m internal dilution
			including						
			7.00	@	1.60	4.3	111.00	118.00	1g/t Au cut-off and max. 2m continuous internal dilution
			and						
			6.00	@	1.50	10.8	124.00	130.00	1g/t Au cut-off and max. 1m continuous internal dilution
			3.00	@	0.82	4.1	152.00	155.00	0.3g/t Au cut-off and no internal dilution
			15.00	@	1.16	3.5	168.00	183.00	0.5g/t Au cut-off and max. 1m continuous internal dilution
			including						
			5.00	@	1.92	4.6	171.00	176.00	1g/t Au cut-off and max. 2m continuous internal dilution
		UGA-01	2.00	@	2.43	76.7	1.00	3.00	0.5g/t Au cut-off and no internal dilution
			27.00	@	0.64	13.9	1.00	28.00	0.26g/t Au cut-off and max. 4m continuous internal dilution
			including						
			4.00	@	1.19	20.8	17.00	21.00	0.5g/t Au cut-off and max. 1m continuous internal dilution
			10.00	@	0.54	3.4	48.00	58.00	0.26g/t Au cut-off and max. 2m continuous internal dilution
			10.00	@	0.76	6.4	135.00	145.00	0.26g/t Au cut-off and max. 2m continuous internal dilution

Criteria	JORC Code Explanation	Details																																																																																																		
		<table><tr><td colspan="6">including</td><td></td></tr><tr><td>3.00</td><td>@</td><td>1.15</td><td>9.1</td><td>135.00</td><td>138.00</td><td>0.5g/t Au cut-off and no internal dilution</td></tr><tr><td colspan="6">and</td><td></td></tr><tr><td>3.00</td><td>@</td><td>1.04</td><td>6.4</td><td>142.00</td><td>145.00</td><td>0.5g/t Au cut-off and no internal dilution</td></tr><tr><td colspan="6">including</td><td></td></tr><tr><td>12.00</td><td>@</td><td>0.76</td><td>5.3</td><td>183.00</td><td>195.00</td><td>0.26g/t Au cut-off and max. 2m continuous internal dilution</td></tr><tr><td colspan="6">including</td><td></td></tr><tr><td>2.00</td><td>@</td><td>2.00</td><td>6.2</td><td>192.00</td><td>194.00</td><td>0.5g/t Au cut-off and no internal dilution</td></tr><tr><td colspan="6"></td><td></td></tr><tr><td>16.00</td><td>@</td><td>0.76</td><td>4.1</td><td>206.00</td><td>222.00</td><td>0.26g/t Au cut-off and max. 3m continuous internal dilution</td></tr><tr><td colspan="6">including</td><td></td></tr><tr><td>6.00</td><td>@</td><td>1.32</td><td>6.3</td><td>216.00</td><td>222.00</td><td>0.5g/t Au cut-off and max. 1m continuous internal dilution</td></tr><tr><td colspan="6"></td><td></td></tr><tr><td>10.00</td><td>@</td><td>1.47</td><td>9.7</td><td>234.00</td><td>244.00</td><td>0.5g/t Au cut-off and max. 2m continuous internal dilution</td></tr></table>	including							3.00	@	1.15	9.1	135.00	138.00	0.5g/t Au cut-off and no internal dilution	and							3.00	@	1.04	6.4	142.00	145.00	0.5g/t Au cut-off and no internal dilution	including							12.00	@	0.76	5.3	183.00	195.00	0.26g/t Au cut-off and max. 2m continuous internal dilution	including							2.00	@	2.00	6.2	192.00	194.00	0.5g/t Au cut-off and no internal dilution								16.00	@	0.76	4.1	206.00	222.00	0.26g/t Au cut-off and max. 3m continuous internal dilution	including							6.00	@	1.32	6.3	216.00	222.00	0.5g/t Au cut-off and max. 1m continuous internal dilution								10.00	@	1.47	9.7	234.00	244.00	0.5g/t Au cut-off and max. 2m continuous internal dilution
including																																																																																																				
3.00	@	1.15	9.1	135.00	138.00	0.5g/t Au cut-off and no internal dilution																																																																																														
and																																																																																																				
3.00	@	1.04	6.4	142.00	145.00	0.5g/t Au cut-off and no internal dilution																																																																																														
including																																																																																																				
12.00	@	0.76	5.3	183.00	195.00	0.26g/t Au cut-off and max. 2m continuous internal dilution																																																																																														
including																																																																																																				
2.00	@	2.00	6.2	192.00	194.00	0.5g/t Au cut-off and no internal dilution																																																																																														
16.00	@	0.76	4.1	206.00	222.00	0.26g/t Au cut-off and max. 3m continuous internal dilution																																																																																														
including																																																																																																				
6.00	@	1.32	6.3	216.00	222.00	0.5g/t Au cut-off and max. 1m continuous internal dilution																																																																																														
10.00	@	1.47	9.7	234.00	244.00	0.5g/t Au cut-off and max. 2m continuous internal dilution																																																																																														
Data aggregation methods	<ul style="list-style-type: none"><i>In reporting Exploration Results, weighting averaging techniques, maximum and/or minimum grade truncations (e.g. cutting of high grades) and cut-off grades are usually Material and should be stated.</i><i>Where aggregate intercepts incorporate short lengths of high-grade results and longer lengths of low-grade results, the procedure used for such aggregation should be stated and some typical examples of such aggregations should be shown in detail.</i>	<ul style="list-style-type: none">All cut-off grades are reported.No top cut has been applied.The lower gold grade, larger intervals have been selected using a gold cut-off grade similar to the cut-off grade utilised for the Sturec Gold Project JORC 2012 Mineral Resource. While the higher gold grade, shorter intervals have been selected utilising incrementally increasing gold cut-off grades in order to visualise the mineralisation at a range of gold cut-off grades, which may be utilised in the future if the mineralisation needs to be high graded in order to support feasibility studies into the smaller, higher grade open pit mining or underground mining.Weighted means for each interval are calculated by: First multiply each of the widths of the individual sample intervals within the significant intersection by the assay result (Au g/t or Ag g/t) of each individual sample. Then sum all these values and divide by the overall width (m) of the significant intersection.Internal dilution was allowed as long as the aggregate weighted mean grade from the footwall or hangingwall side of the mineralised interval to the end of the dilution zone does not fall below the cut-off grade.Example of weighted mean calculation and treatment of internal dilution.																																																																																																		

Criteria	JORC Code Explanation	Details																																																																																																												
	<ul style="list-style-type: none">The assumptions used for any reporting of metal equivalent values should be clearly stated.	<table><thead><tr><th>Hole</th><th>From (m)</th><th>To (m)</th><th>Interval (m)</th><th>Sample Nr</th><th>Au g/t (Au-AA26)</th><th>Au g/t* interval</th><th>Ag g/t (ME-ICP61)</th><th>Ag g/t* interval</th></tr></thead><tbody><tr><td>UGA-01</td><td>234</td><td>235</td><td>1</td><td>M294307</td><td>4.23</td><td>4.23</td><td>44</td><td>44</td></tr><tr><td>UGA-01</td><td>235</td><td>236</td><td>1</td><td>M294308</td><td>0.34</td><td>0.34</td><td>4.4</td><td>4.4</td></tr><tr><td>UGA-01</td><td>236</td><td>237</td><td>1</td><td>M294309</td><td>0.5</td><td>0.5</td><td>5</td><td>5</td></tr><tr><td>UGA-01</td><td>237</td><td>238</td><td>1</td><td>M294310</td><td>0.65</td><td>0.65</td><td>3.9</td><td>3.9</td></tr><tr><td></td><td></td><td></td><td></td><td></td><td>0.27</td><td></td><td></td><td></td></tr><tr><td>UGA-01</td><td>238</td><td>239</td><td>1</td><td>M294312</td><td></td><td>0.27</td><td>4.2</td><td>4.2</td></tr><tr><td>UGA-01</td><td>239</td><td>240</td><td>1</td><td>M294313</td><td>0.2</td><td>0.2</td><td>3.3</td><td>3.3</td></tr><tr><td>UGA-01</td><td>240</td><td>241</td><td>1</td><td>M294314</td><td>0.8</td><td>0.8</td><td>7</td><td>7</td></tr><tr><td>UGA-01</td><td>241</td><td>242</td><td>1</td><td>M294315</td><td>0.44</td><td>0.44</td><td>2.6</td><td>2.6</td></tr><tr><td>UGA-01</td><td>242</td><td>243</td><td>1</td><td>M294316</td><td>0.5</td><td>0.5</td><td>1.9</td><td>1.9</td></tr><tr><td>UGA-01</td><td>243</td><td>244</td><td>1</td><td>M294317</td><td>6.76</td><td>6.76</td><td>20.5</td><td>20.5</td></tr></tbody></table> <p>10 metres @ 1.47 g/t Au 9.68 g/t Ag from 234m using a 0.3g/t Au cut-off with max. 2m of continuous internal dilution</p> <ul style="list-style-type: none">No metal equivalents have been quoted.	Hole	From (m)	To (m)	Interval (m)	Sample Nr	Au g/t (Au-AA26)	Au g/t* interval	Ag g/t (ME-ICP61)	Ag g/t* interval	UGA-01	234	235	1	M294307	4.23	4.23	44	44	UGA-01	235	236	1	M294308	0.34	0.34	4.4	4.4	UGA-01	236	237	1	M294309	0.5	0.5	5	5	UGA-01	237	238	1	M294310	0.65	0.65	3.9	3.9						0.27				UGA-01	238	239	1	M294312		0.27	4.2	4.2	UGA-01	239	240	1	M294313	0.2	0.2	3.3	3.3	UGA-01	240	241	1	M294314	0.8	0.8	7	7	UGA-01	241	242	1	M294315	0.44	0.44	2.6	2.6	UGA-01	242	243	1	M294316	0.5	0.5	1.9	1.9	UGA-01	243	244	1	M294317	6.76	6.76	20.5	20.5
Hole	From (m)	To (m)	Interval (m)	Sample Nr	Au g/t (Au-AA26)	Au g/t* interval	Ag g/t (ME-ICP61)	Ag g/t* interval																																																																																																						
UGA-01	234	235	1	M294307	4.23	4.23	44	44																																																																																																						
UGA-01	235	236	1	M294308	0.34	0.34	4.4	4.4																																																																																																						
UGA-01	236	237	1	M294309	0.5	0.5	5	5																																																																																																						
UGA-01	237	238	1	M294310	0.65	0.65	3.9	3.9																																																																																																						
					0.27																																																																																																									
UGA-01	238	239	1	M294312		0.27	4.2	4.2																																																																																																						
UGA-01	239	240	1	M294313	0.2	0.2	3.3	3.3																																																																																																						
UGA-01	240	241	1	M294314	0.8	0.8	7	7																																																																																																						
UGA-01	241	242	1	M294315	0.44	0.44	2.6	2.6																																																																																																						
UGA-01	242	243	1	M294316	0.5	0.5	1.9	1.9																																																																																																						
UGA-01	243	244	1	M294317	6.76	6.76	20.5	20.5																																																																																																						
Relationship between mineralisation widths and intercept length	<ul style="list-style-type: none">These relationships are particularly important in the reporting of Exploration Results.If the geometry of the mineralisation with respect to the drill hole angle is known, its nature should be reported.If it is not known and only the downhole lengths are reported, there should be a clear statement to this effect (e.g. ‘down hole length, true width not known’).	<ul style="list-style-type: none">Generally, the drilling from the Andrej Adit is at an angle to the strike of the mineralisation and therefore, the true thickness could be a small proportion of the intersection thickness. As the mineralisation zone strikes approximately north-south, the closer the hole azimuth is to north or south, the smaller the true thickness will be compared of the intersection thickness.UGA-52 was drilled as an extension hole, down the dip of the mineralised zone and below the current Sturec Mineral Resource Estimate. The mineralisation is funnel shaped with the thicker zone higher and the thinner zone lower, however the true thickness in this southernmost part of the ore body is not currently known. This funnal-shaped ore body geometry is common for many low-sulphidation epithermal gold-silver deposits.																																																																																																												
Diagrams	<ul style="list-style-type: none">Appropriate maps and sections (with scales) and tabulations of intercepts should be included for any significant discovery being reported. These should include, but not be limited to a plan view of drill hole collar locations and appropriate sectional views.	<ul style="list-style-type: none">All relevant diagrams are reported in the body of this announcement.																																																																																																												
Balanced reporting	<ul style="list-style-type: none">Where comprehensive reporting of all Exploration Results is not	<ul style="list-style-type: none">All exploration results have been reported.																																																																																																												

Criteria	JORC Code Explanation	Details
	<i>practicable, representative reporting of both low and high grades and/or widths should be practiced to avoid misleading reporting of Exploration Results.</i>	
Other substantive exploration data	<ul style="list-style-type: none"> • Other exploration data, if meaningful and material, should be reported including (but not limited to): geological observations; geophysical survey results; geochemical survey results; bulk samples – size and method of treatment; metallurgical test results; bulk density, groundwater, geotechnical and rock characteristics; potential deleterious or contaminating substances. 	<ul style="list-style-type: none"> • Several metallurgical test work programs have been completed at independent laboratories confirming that the Sturec ore is amenable to industry-standard cyanide leaching processing for gold and silver. However, the use of cyanide for ore processing was banned in Slovakia in 2014. • In response to the cyanide ban, several metallurgical test work programs assessing alternative processing methodologies have been completed on the ore from Sturec. The three most promising are: <ul style="list-style-type: none"> ◦ Thiosulphate Leaching gold and silver extraction technology was investigated by the previous owners of the project (Arc Minerals Limited) between 2011-2014. The Thiosulphate Leaching test work results reported so far indicate that this alternate mineral processing methodology is generally applicable to the Sturec gold-silver ores. The most encouraging results came from the latest, Thiosulphate Leaching study completed in 2014 by CMC Chimie. In this study, Ammonium Thiosulphate leaching of the Sturec ore (10 batches of approximately 800kg each) produced a pregnant liquor that had a content of 3-8g/t Au and 10-25g/t Ag, which was then subjected to electrowinning and filtering/drying, producing a copper/gold/silver cement with an overall recovery of 90.5% for gold and 48.9% for silver. The resultant dry cement was approximately 1% gold-silver and about 50% copper. These results were used to justify the conclusion that Thiosulphate Leaching could be used as an alternative processing method to conventional cyanidation and that it was also more economically viable. These results are interpreted to indicate that a further, more detailed metallurgical test work investigation is warranted into this alternative processing method in order to underpin further economic analysis (scoping Study or PFS) of the Sturec Gold Project in light of Slovakia's ban on cyanidation mineral processing. ◦ In 2016-2017, Arc Minerals also investigated the Cycladex Process as another alternative to cyanidation. In this process a bromide-based solubilizing agent (lixiviant) leaches the ore creating potassium gold bromide (tetrabromoaurate: KAuBr_4). Then cyclodextrin, a commercially available corn-starch derivative, is added to the resultant pregnant liquor, which results in the spontaneous precipitation of crystals containing the gold. The gold is then released from the crystalline precipitate at high temperature using a furnace to yield solid gold metal. The Cycladex Process test work results reported indicate that this alternate mineral processing methodology is also generally applicable to the Sturec gold-silver ores and potentially cheaper than conventional cyanidation. These results are interpreted to indicate that further investigation is warranted into this alternative processing method and that a PFS-level metallurgical test work-study needs to be completed to underpin a revaluation of the 2013 PFS completed by SRK in light of Slovakia's ban on cyanidation mineral processing. ◦ As an alternative to onsite leaching, producing a gravity/floatation concentrate on site that could then be then further processed elsewhere (Austria/Belgium) has also been investigated. Gravity concentrate and floatation test work completed on 11 composite samples of Sturec ore found that gold recovery ranged from 64.1 to 93.9% and silver recovery ranged from 45.1 to 83.9%. This processing methodology is currently being used at Slovakia's only operating gold mine, which is of a very similar mineralisation style to Sturec; and so, there is a reasonable possibility it could also be used at Sturec. The main deterrents to this option are the cost of transporting this concentrate (obviously depending on the distance of the further processing facility) and the lower recovery of gold and silver (especially in fine ores). Further work needs to be done to better constrain the metallurgical recovery of this processing methodology across the entire orebody, as well as understand the economic factors involved before an assessment of its suitability can be fully determined. Gravity/floatation concentrate metallurgical testwork on a sample from UGA-14 completed by the Company (ASX:MTC announcement dated 1/10/2021) produced a gravity/floatation concentrate grading 31g/t gold and 80g/t silver, with a corresponding gold and silver recovery of 91.0% and 88.4% respectively

Criteria	JORC Code Explanation	Details
		<ul style="list-style-type: none"> Groundwater and geotechnical investigations were completed in 2013. The groundwater monitoring results and geotechnical data were found to be adequate to interpret reasonable open pit slope angles for the various host rock types for the purposes of an open pit optimisation that was used as justification for a 'reasonable prospects of economic extraction' interpretation. Concerning the groundwater, it has been interpreted that the most likely current situation is that the water table around the open pit area was drawn down due the dewatering through the 'Heritage Adits'; with the Main Heritage Adit being situated some 300m below and transporting the groundwater 15km away to where it eventually reaches the surface. It was interpreted that the dewatering had occurred to the level with or below the maximum depth of the proposed pit (~300m). However, the possibility that the dewatering was not as efficient as interpreted has also considered and it has been recommended that up to 6 permanent monitoring wells be installed on the western and eastern sides of the pit to the full depth of the proposed pit. The primary purpose of these wells is to determine if there is any spatial and temporal variation in groundwater levels around the pit. Geotechnical investigations found that the stability of the open pit was significantly controlled by the degree of argillic alteration of the predominantly andesite rock mass found at Sturec (host rock of the quartz veining). The modelling suggested that the pit slope needed to be as low as 43° in the highly argillic altered/clay rock type but that a 50° pit slope was adequate in the other rock types. The groundwater and geotechnical investigation results have been used to model a recommended open pit design that achieved an adequate Factor of Safety (FoS) of greater than 2.0.
Further work	<ul style="list-style-type: none"> <i>The nature and scale of planned further work (e.g. tests for lateral extensions or depth extensions or large-scale step-out drilling).</i> <i>Diagrams clearly highlighting the areas of possible extensions, including the main geological interpretations and future drilling areas, provided this information is not commercially sensitive.</i> 	<ul style="list-style-type: none"> There is good potential for the delineation of further gold mineralisation within the Sturec Gold Project area through future exploration. Mineralisation is open to the north (towards the Vratislav Prospect) and south, as well as at depth. Prospects such as Wolf, Vratislav, Katerina, Vollie Henne and South Ridge are interpreted to be extension areas to the Mineral Resource area at Sturec. Significant gold-silver bearing quartz vein mineralisation has been identified and variably explored/mined at each of these prospects.

					Au-AA26	ME-ICP61	ME-ICP61	ME-ICP61	ME-ICP61	ME-ICP61	ME-ICP61	ME-ICP61	ME-ICP61	ME-ICP61	ME-ICP61	ME-ICP61	ME-ICP61	ME-ICP61
					Au	Ag	Al	As	Ba	Be	Bi	Ca	Cd	Co	Cr	Cu	Fe	Ga
Hole ID	From (m)	To (m)	Interval (m)	Sample Nr	ppm	ppm	%	ppm	ppm	ppm	ppm	%	ppm	ppm	ppm	ppm	%	ppm
UGA-43	0.00	1.00	1.00	M300712	0.56	10.4	4.95	82	690	0.7	<2	0.05	<0.5	10	53	30	3.11	10
UGA-43	1.00	2.00	1.00	M300713	0.77	15.6	2.85	1165	270	0.6	<2	0.04	<0.5	20	71	20	3.69	<10
UGA-43	2.00	3.00	1.00	M300714	0.36	5.3	4.47	1290	440	0.7	<2	0.07	<0.5	27	59	25	4.91	10
UGA-43	3.00	4.00	1.00	M300715	3.84	29.3	3.01	1510	190	0.7	<2	0.12	<0.5	29	75	36	4.87	<10
UGA-43	4.00	5.00	1.00	M300716	0.67	8.1	4.72	2060	240	0.7	<2	0.09	<0.5	37	53	24	5.83	10
UGA-43	5.00	6.00	1.00	M300717	2.03	19.8	4.26	146	450	0.7	<2	0.12	<0.5	14	63	31	3.15	<10
UGA-43	6.00	7.00	1.00	M300718	0.15	6	3.5	115	330	0.6	<2	0.06	<0.5	12	63	24	2.56	<10
UGA-43	7.00	8.00	1.00	M300721	2.12	18.2	0.64	485	40	0.6	<2	0.04	<0.5	7	81	23	1.89	<10
UGA-43	8.00	9.00	1.00	M300722	0.16	4.8	3.57	173	400	0.7	<2	0.07	<0.5	11	67	17	2.8	<10
UGA-43	9.00	10.00	1.00	M300723	0.71	21.6	2.52	2210	190	0.6	<2	0.07	<0.5	42	58	33	5.03	<10
UGA-43	10.00	11.00	1.00	M300725	0.31	3.8	4.05	286	380	0.6	<2	0.24	<0.5	15	67	20	4.01	10
UGA-43	11.00	12.00	1.00	M300726	0.22	2	5.16	1160	250	0.7	<2	0.22	<0.5	28	42	19	4.91	10
UGA-43	12.00	13.00	1.00	M300727	1.81	11.3	3.67	921	310	0.8	<2	0.22	<0.5	23	56	20	4.23	10
UGA-43	13.00	14.00	1.00	M300728	3.65	18.4	1.66	1865	20	1.3	<2	0.17	<0.5	14	134	22	4.36	<10
UGA-43	14.00	15.00	1.00	M300729	1.77	19.3	1.52	1020	20	0.8	<2	0.11	<0.5	14	137	27	3.02	<10
UGA-43	15.00	16.00	1.00	M300731	7.43	40.2	2.38	2690	120	0.7	<2	0.13	<0.5	45	76	37	8.23	<10
UGA-43	16.00	17.00	1.00	M300732	0.16	8.7	6.26	112	490	0.8	<2	0.2	<0.5	14	41	25	3.15	10
UGA-43	17.00	18.00	1.00	M300733	0.11	2.8	6.17	279	480	0.8	<2	0.25	<0.5	17	39	23	3.56	10
UGA-43	18.00	19.00	1.00	M300734	0.19	3	6.58	107	440	1	<2	0.24	<0.5	14	40	25	3.61	10
UGA-43	19.00	20.00	1.00	M300735	0.17	3.2	6.87	149	580	1.5	<2	0.27	<0.5	16	40	29	4	10
UGA-43	20.00	21.00	1.00	M300736	0.35	1.6	7	267	660	1.5	<2	0.29	<0.5	18	41	30	3.29	10
UGA-43	21.00	22.00	1.00	M300737	0.23	1.6	7.07	503	660	1.5	<2	0.35	<0.5	17	39	31	3.45	10
UGA-43	22.00	23.00	1.00	M300738	1.67	32.1	6.24	423	460	1.3	<2	0.36	<0.5	15	49	31	4.53	10
UGA-43	23.00	24.00	1.00	M300739	2.7	13.4	5.08	734	470	0.8	<2	0.27	<0.5	13	48	25	3.66	10
UGA-43	24.00	25.00	1.00	M300741	0.43	9.1	5.94	319	630	1.2	<2	0.27	<0.5	14	38	31	3.8	10
UGA-43	25.00	26.00	1.00	M300742	0.2	3.1	6.12	655	430	1	<2	0.29	<0.5	23	34	22	3.4	10
UGA-43	26.00	27.00	1.00	M300743	0.27	2.2	6.4	140	620	0.9	<2	0.24	<0.5	12	34	20	2.7	10
UGA-43	27.00	28.00	1.00	M300744	0.29	2.2	5.66	161	490	0.8	<2	0.21	<0.5	12	36	17	3.12	10
UGA-43	28.00	29.00	1.00	M300745	0.44	4.5	5.6	473	560	0.8	<2	0.21	<0.5	16	42	17	3.18	10
UGA-43	29.00	30.00	1.00	M300746	0.21	1.6	5.92	153	500	0.7	<2	0.2	<0.5	12	36	22	2.64	10
UGA-43	30.00	31.00	1.00	M300747	0.83	4.3	5.51	443	480	0.7	<2	0.2	<0.5	18	42	19	3.25	10
UGA-43	31.00	32.00	1.00	M300748	0.5	6.5	5.85	382	580	0.9	<2	0.24	<0.5	20	47	25	2.55	10
UGA-43	32.00	33.00	1.00	M300749	0.46	2.5	6	422	620	0.8	<2	0.27	<0.5	16	40	28	3.14	10
UGA-43	33.00	34.00	1.00	M300751	0.42	3.8	5.67	269	560	0.8	<2	0.34	<0.5	12	37	29	3.5	10
UGA-43	34.00	35.00	1.00	M300752	4.46	45.6	5.94	280	550	1	<2	0.49	<0.5	15	45	58	4.25	10
UGA-43	35.00	36.00	1.00	M300753	0.49	11.1	7.37	396	450	1.3	<2	0.49	<0.5	19	44	30	5.42	20

					ME-ICP61	ME-ICP61	ME-ICP61	ME-ICP61	ME-ICP61	ME-ICP61	ME-ICP61	ME-ICP61	ME-ICP61	ME-ICP61	ME-ICP61	ME-ICP61	ME-ICP61	ME-ICP61
					K	La	Mg	Mn	Mo	Na	Ni	P	Pb	S	Sb	Sc	Sr	Th
Hole ID	From (m)	To (m)	Interval (m)	Sample Nr	%	ppm	%	ppm	ppm	%	ppm	ppm	ppm	%	ppm	ppm	ppm	ppm
UGA-43	0.00	1.00	1.00	M300712	4.61	20	0.03	79	3	0.13	6	250	8	2.8	65	11	112	<20
UGA-43	1.00	2.00	1.00	M300713	2.67	10	0.02	71	6	0.06	13	140	6	3.66	211	7	62	<20
UGA-43	2.00	3.00	1.00	M300714	4.48	20	0.02	77	6	0.07	17	230	7	5.1	182	10	96	<20
UGA-43	3.00	4.00	1.00	M300715	1.97	10	0.04	77	8	0.04	25	360	8	5.19	254	7	72	<20
UGA-43	4.00	5.00	1.00	M300716	4.43	20	0.02	72	7	0.07	27	400	8	6.23	399	11	95	<20
UGA-43	5.00	6.00	1.00	M300717	4.4	20	0.03	59	6	0.05	9	500	10	3.33	74	10	80	<20
UGA-43	6.00	7.00	1.00	M300718	3.37	10	0.02	86	4	0.04	6	270	4	2.27	68	7	70	<20
UGA-43	7.00	8.00	1.00	M300721	0.36	<10	0.02	113	6	0.01	14	30	4	1.12	239	1	25	<20
UGA-43	8.00	9.00	1.00	M300722	3.87	10	0.03	82	5	0.05	9	280	5	2.55	59	7	83	<20
UGA-43	9.00	10.00	1.00	M300723	2.53	10	0.03	92	7	0.03	39	240	8	5.05	603	4	47	<20
UGA-43	10.00	11.00	1.00	M300725	4.5	20	0.02	80	6	0.06	12	1020	7	3.96	80	9	72	<20
UGA-43	11.00	12.00	1.00	M300726	5.22	20	0.02	83	4	0.07	21	1030	13	4.98	317	10	91	<20
UGA-43	12.00	13.00	1.00	M300727	3.99	20	0.06	118	7	0.04	22	740	9	4.06	355	7	65	<20
UGA-43	13.00	14.00	1.00	M300728	0.54	10	0.11	165	12	0.01	15	180	6	3.95	726	3	17	<20
UGA-43	14.00	15.00	1.00	M300729	0.26	10	0.05	105	12	0.01	11	230	8	2.84	367	2	14	<20
UGA-43	15.00	16.00	1.00	M300731	1.82	10	0.08	106	12	0.02	42	350	19	8.82	600	4	36	<20
UGA-43	16.00	17.00	1.00	M300732	4.82	30	0.09	48	4	0.06	10	890	12	3.31	25	13	123	<20
UGA-43	17.00	18.00	1.00	M300733	5.33	30	0.1	56	3	0.05	13	1050	11	3.74	55	13	104	<20
UGA-43	18.00	19.00	1.00	M300734	4.87	30	0.15	86	4	0.07	10	1000	10	3.68	27	15	139	<20
UGA-43	19.00	20.00	1.00	M300735	4.49	30	0.32	377	4	0.08	11	1120	10	3.53	31	15	153	<20
UGA-43	20.00	21.00	1.00	M300736	4.57	30	0.35	527	4	0.1	11	1080	10	2.68	23	17	162	<20
UGA-43	21.00	22.00	1.00	M300737	4.07	30	0.55	457	3	0.12	12	1320	9	2.45	50	16	145	<20
UGA-43	22.00	23.00	1.00	M300738	3.89	30	0.34	598	13	0.08	11	1430	13	3.92	70	14	98	<20
UGA-43	23.00	24.00	1.00	M300739	5	20	0.11	215	5	0.06	10	1010	9	3.49	136	11	138	<20
UGA-43	24.00	25.00	1.00	M300741	4.18	30	0.47	784	3	0.06	9	940	10	2.64	47	13	125	<20
UGA-43	25.00	26.00	1.00	M300742	4.4	30	0.22	149	5	0.05	16	1190	11	3.27	89	13	84	<20
UGA-43	26.00	27.00	1.00	M300743	4.27	30	0.37	174	4	0.06	9	830	11	2.43	13	13	101	<20
UGA-43	27.00	28.00	1.00	M300744	5.1	30	1.21	385	4	0.05	8	800	12	2.23	23	12	106	<20
UGA-43	28.00	29.00	1.00	M300745	4.25	30	0.22	129	7	0.05	12	870	10	3.06	99	12	105	<20
UGA-43	29.00	30.00	1.00	M300746	3.72	30	0.26	127	3	0.05	9	830	11	2.58	19	13	119	<20
UGA-43	30.00	31.00	1.00	M300747	3.93	30	0.09	48	5	0.05	11	850	11	3.44	61	12	93	<20
UGA-43	31.00	32.00	1.00	M300748	4.95	30	0.1	68	5	0.06	13	990	11	2.44	73	13	101	<20
UGA-43	32.00	33.00	1.00	M300749	4.46	30	0.54	221	4	0.07	11	1070	9	2.46	56	13	102	<20
UGA-43	33.00	34.00	1.00	M300751	5.14	30	0.73	536	5	0.05	9	840	10	2.11	54	13	87	<20
UGA-43	34.00	35.00	1.00	M300752	3.93	20	1.12	618	4	0.07	11	1210	10	2.63	66	16	120	<20
UGA-43	35.00	36.00	1.00	M300753	4.99	30	0.86	864	7	0.07	14	2000	9	3.16	52	20	156	<20

					ME-ICP61	ME-ICP61	ME-ICP61	ME-ICP61	ME-ICP61	ME-ICP61	Au-SCR24	Au-AA26	Au-AA26D	Au-SCR24	Au-SCR24
					Ti	Ti	U	V	W	Zn	Au Total (+)(-) Combined	Au	Au	Au (+) Fraction	Au (-) Fraction
Hole ID	From (m)	To (m)	Interval (m)	Sample Nr	%	ppm	ppm	ppm	ppm	ppm	ppm	ppm	ppm	ppm	ppm
UGA-43	0.00	1.00	1.00	M300712	0.25	10	<10	69	<10	18					
UGA-43	1.00	2.00	1.00	M300713	0.14	40	<10	35	<10	17					
UGA-43	2.00	3.00	1.00	M300714	0.22	50	<10	45	<10	23					
UGA-43	3.00	4.00	1.00	M300715	0.15	60	<10	37	<10	22					
UGA-43	4.00	5.00	1.00	M300716	0.23	120	<10	59	<10	40					
UGA-43	5.00	6.00	1.00	M300717	0.21	10	<10	56	<10	45					
UGA-43	6.00	7.00	1.00	M300718	0.16	20	<10	35	<10	31					
UGA-43	7.00	8.00	1.00	M300721	0.01	50	<10	4	<10	16					
UGA-43	8.00	9.00	1.00	M300722	0.15	10	<10	47	<10	31					
UGA-43	9.00	10.00	1.00	M300723	0.09	240	<10	27	<10	30					
UGA-43	10.00	11.00	1.00	M300725	0.21	20	<10	61	<10	40					
UGA-43	11.00	12.00	1.00	M300726	0.23	110	<10	51	<10	40					
UGA-43	12.00	13.00	1.00	M300727	0.16	120	<10	40	<10	38					
UGA-43	13.00	14.00	1.00	M300728	0.06	200	<10	21	<10	34					
UGA-43	14.00	15.00	1.00	M300729	0.06	90	<10	19	<10	34					
UGA-43	15.00	16.00	1.00	M300731	0.1	190	<10	31	<10	49					
UGA-43	16.00	17.00	1.00	M300732	0.29	10	<10	87	10	58					
UGA-43	17.00	18.00	1.00	M300733	0.29	20	<10	87	<10	60					
UGA-43	18.00	19.00	1.00	M300734	0.31	10	<10	94	<10	64					
UGA-43	19.00	20.00	1.00	M300735	0.33	10	<10	107	<10	79					
UGA-43	20.00	21.00	1.00	M300736	0.35	10	<10	121	<10	63					
UGA-43	21.00	22.00	1.00	M300737	0.36	10	<10	130	<10	69					
UGA-43	22.00	23.00	1.00	M300738	0.3	10	<10	105	<10	65					
UGA-43	23.00	24.00	1.00	M300739	0.23	50	<10	68	<10	49					
UGA-43	24.00	25.00	1.00	M300741	0.28	10	<10	89	10	70					
UGA-43	25.00	26.00	1.00	M300742	0.29	30	<10	100	10	61					
UGA-43	26.00	27.00	1.00	M300743	0.29	10	<10	84	<10	54					
UGA-43	27.00	28.00	1.00	M300744	0.27	10	<10	85	<10	52					
UGA-43	28.00	29.00	1.00	M300745	0.26	40	<10	78	<10	47					
UGA-43	29.00	30.00	1.00	M300746	0.28	10	<10	90	<10	44					
UGA-43	30.00	31.00	1.00	M300747	0.26	20	<10	77	<10	51					
UGA-43	31.00	32.00	1.00	M300748	0.29	20	<10	97	<10	49					
UGA-43	32.00	33.00	1.00	M300749	0.3	20	<10	92	<10	44					
UGA-43	33.00	34.00	1.00	M300751	0.27	<10	<10	98	10	60					
UGA-43	34.00	35.00	1.00	M300752	0.31	10	<10	112	<10	73					
UGA-43	35.00	36.00	1.00	M300753	0.39	10	<10	161	10	87					

					Au-SCR24	Au-SCR24	Au-SCR24	
					Au (+) mg	WT. + Frac Entire	WT. - Frac Entire	
Hole ID	From (m)	To (m)	Interval (m)	Sample Nr	mg	g	g	
UGA-43	0.00	1.00	1.00	M300712				
UGA-43	1.00	2.00	1.00	M300713				
UGA-43	2.00	3.00	1.00	M300714				
UGA-43	3.00	4.00	1.00	M300715				
UGA-43	4.00	5.00	1.00	M300716				
UGA-43	5.00	6.00	1.00	M300717				
UGA-43	6.00	7.00	1.00	M300718				
UGA-43	7.00	8.00	1.00	M300721				
UGA-43	8.00	9.00	1.00	M300722				
UGA-43	9.00	10.00	1.00	M300723				
UGA-43	10.00	11.00	1.00	M300725				
UGA-43	11.00	12.00	1.00	M300726				
UGA-43	12.00	13.00	1.00	M300727				
UGA-43	13.00	14.00	1.00	M300728				
UGA-43	14.00	15.00	1.00	M300729				
UGA-43	15.00	16.00	1.00	M300731				
UGA-43	16.00	17.00	1.00	M300732				
UGA-43	17.00	18.00	1.00	M300733				
UGA-43	18.00	19.00	1.00	M300734				
UGA-43	19.00	20.00	1.00	M300735				
UGA-43	20.00	21.00	1.00	M300736				
UGA-43	21.00	22.00	1.00	M300737				
UGA-43	22.00	23.00	1.00	M300738				
UGA-43	23.00	24.00	1.00	M300739				
UGA-43	24.00	25.00	1.00	M300741				
UGA-43	25.00	26.00	1.00	M300742				
UGA-43	26.00	27.00	1.00	M300743				
UGA-43	27.00	28.00	1.00	M300744				
UGA-43	28.00	29.00	1.00	M300745				
UGA-43	29.00	30.00	1.00	M300746				
UGA-43	30.00	31.00	1.00	M300747				
UGA-43	31.00	32.00	1.00	M300748				
UGA-43	32.00	33.00	1.00	M300749				
UGA-43	33.00	34.00	1.00	M300751				
UGA-43	34.00	35.00	1.00	M300752				
UGA-43	35.00	36.00	1.00	M300753				

					Au-AA26	ME-ICP61	ME-ICP61	ME-ICP61	ME-ICP61	ME-ICP61	ME-ICP61	ME-ICP61	ME-ICP61	ME-ICP61	ME-ICP61	ME-ICP61	ME-ICP61	ME-ICP61
					Au	Ag	Al	As	Ba	Be	Bi	Ca	Cd	Co	Cr	Cu	Fe	Ga
Hole ID	From (m)	To (m)	Interval (m)	Sample Nr	ppm	ppm	%	ppm	ppm	ppm	ppm	%	ppm	ppm	ppm	ppm	%	ppm
UGA-43	36.00	37.00	1.00	M300754	0.3	2.8	5.55	827	290	1.2	<2	0.42	<0.5	22	46	24	5.63	10
UGA-43	37.00	38.00	1.00	M300755	0.5	3.1	6.56	89	420	1.1	<2	0.31	<0.5	19	48	33	4.42	10
UGA-43	38.00	39.00	1.00	M300756	0.43	5.2	5.86	230	360	0.8	<2	0.25	<0.5	16	52	26	3.65	10
UGA-43	39.00	40.00	1.00	M300757	0.15	3.5	4.8	241	380	0.6	<2	0.22	<0.5	13	53	19	3.61	10
UGA-43	40.00	41.00	1.00	M300758	3.01	5.9	4.9	373	360	0.6	<2	0.26	<0.5	13	56	19	4.01	10
UGA-43	41.00	42.00	1.00	M300759	0.45	3.7	6.13	921	340	1	<2	0.39	<0.5	25	46	29	4.73	10
UGA-43	42.00	43.00	1.00	M300760	2.8	9	4.63	470	480	0.9	<2	0.29	<0.5	12	66	92	3.59	10
UGA-43	43.00	44.00	1.00	M300761	0.43	4.8	6.1	231	590	1.2	<2	0.28	<0.5	18	47	26	4.22	10
UGA-43	44.00	45.00	1.00	M300762	0.34	3.2	6.73	243	640	1.2	<2	0.33	<0.5	19	51	28	3.58	10
UGA-43	45.00	46.00	1.00	M300763	1.65	16.3	4.61	642	430	0.9	<2	0.5	<0.5	14	50	34	4.86	10
UGA-43	46.00	47.00	1.00	M300764	0.79	7.3	6.25	416	450	1	<2	0.51	<0.5	17	52	25	4.25	10
UGA-43	47.00	48.00	1.00	M300765	0.2	3.3	7.73	586	50	1.5	<2	0.43	<0.5	21	45	34	5.72	20
UGA-43	48.00	49.00	1.00	M300766	0.24	6.3	6.16	365	20	1.1	<2	0.14	<0.5	17	51	24	4.71	10
UGA-43	49.00	50.00	1.00	M300767	0.24	4.2	6.7	297	150	1.2	<2	0.44	<0.5	18	43	25	4.55	10
UGA-43	50.00	51.00	1.00	M300768	6.39	32.9	4.97	466	210	0.8	<2	0.31	<0.5	12	50	27	4.7	10
UGA-43	51.00	52.00	1.00	M300771		64.9	5.63	1085	40	1.1	<2	0.33	<0.5	14	37	53	6.17	10
UGA-43	52.00	53.00	1.00	M300773	0.6	12.6	5.47	751	30	1.3	<2	0.55	<0.5	13	63	28	5.37	10
UGA-43	53.00	54.00	1.00	M300774	1.04	12	6.06	586	50	1.4	<2	0.55	<0.5	15	50	30	4.31	10
UGA-43	54.00	55.00	1.00	M300775	0.37	3.2	5.5	273	360	0.8	<2	0.29	<0.5	13	52	19	3.76	10
UGA-43	55.00	56.00	1.00	M300776	0.39	3.9	6.33	263	550	0.9	<2	0.26	<0.5	16	45	26	3.43	10
UGA-43	56.00	57.00	1.00	M300777	0.44	3.4	6.45	252	550	1.3	<2	0.31	<0.5	17	46	28	4.59	10
UGA-43	57.00	58.00	1.00	M300778	0.2	1.7	7.4	218	670	1.6	<2	0.37	<0.5	20	43	33	4.52	20
UGA-43	58.00	59.00	1.00	M300779	0.14	1	7.97	69	640	1.4	<2	0.73	<0.5	19	46	33	4.95	20
UGA-43	59.00	60.00	1.00	M300780	0.15	1	7.84	101	590	1.4	<2	1.8	<0.5	20	41	34	4.85	10
UGA-43	60.00	61.00	1.00	M300781	0.07	1.3	7.68	89	620	1.3	<2	1.56	<0.5	19	42	33	5.16	20
UGA-43	61.00	62.00	1.00	M300782	0.17	<0.5	8.07	39	570	1.4	<2	4.64	<0.5	19	42	34	4.84	20
UGA-43	62.00	63.00	1.00	M300783	3.6	1.8	8.22	121	600	1.9	<2	0.92	<0.5	25	46	44	5.64	20
UGA-43	63.00	64.00	1.00	M300784	0.2	2.7	8.38	217	690	1.9	<2	0.47	<0.5	22	48	44	3.99	20
UGA-43	64.00	65.00	1.00	M300785	1.16	5.3	6.13	603	480	1.3	<2	0.41	<0.5	15	52	25	4.15	10
UGA-43	65.00	66.00	1.00	M300786	0.43	2.7	6.53	348	620	1.1	<2	0.31	<0.5	18	46	29	4.29	10
UGA-43	66.00	67.00	1.00	M300787	1.01	5.2	6.81	387	600	1.2	<2	0.36	<0.5	19	50	46	4.31	10
UGA-43	67.00	68.00	1.00	M300788	0.32	2.2	7.49	223	490	1.2	<2	0.35	<0.5	18	52	36	4.6	20
UGA-43	68.00	69.00	1.00	M300789	0.18	2.2	7.83	158	470	1.4	<2	0.36	<0.5	21	58	40	4.42	20
UGA-43	69.00	70.00	1.00	M300790	1.78	4.4	6.14	273	500	1.1	<2	0.28	<0.5	17	55	24	4.25	10
UGA-43	70.00	71.00	1.00	M300791	0.38	2.4	6.7	174	610	1.2	<2	0.26	<0.5	16	51	25	2.62	10
UGA-43	71.00	72.00	1.00	M300792	1.02	16.6	5.67	516	670	0.9	<2	0.25	<0.5	16	50	30	4.72	10

					ME-ICP61	ME-ICP61	ME-ICP61	ME-ICP61	ME-ICP61	ME-ICP61	ME-ICP61	ME-ICP61	ME-ICP61	ME-ICP61	ME-ICP61	ME-ICP61	ME-ICP61	ME-ICP61
					K	La	Mg	Mn	Mo	Na	Ni	P	Pb	S	Sb	Sc	Sr	Th
Hole ID	From (m)	To (m)	Interval (m)	Sample Nr	%	ppm	%	ppm	ppm	%	ppm	ppm	ppm	%	ppm	ppm	ppm	ppm
UGA-43	36.00	37.00	1.00	M300754	3.78	20	0.37	680	4	0.05	15	1640	11	5.09	95	16	101	<20
UGA-43	37.00	38.00	1.00	M300755	3.97	30	0.71	1215	4	0.05	12	1110	5	2.39	34	19	115	<20
UGA-43	38.00	39.00	1.00	M300756	4	20	0.11	57	6	0.06	11	1050	9	3.86	43	16	135	<20
UGA-43	39.00	40.00	1.00	M300757	4.04	20	0.08	68	5	0.06	8	930	6	3.74	45	13	116	<20
UGA-43	40.00	41.00	1.00	M300758	3.95	20	0.06	93	7	0.06	9	1110	8	4.12	73	13	134	<20
UGA-43	41.00	42.00	1.00	M300759	4.18	20	0.15	98	4	0.07	16	1620	8	4.89	150	16	149	<20
UGA-43	42.00	43.00	1.00	M300760	4.41	20	0.19	221	7	0.06	9	1060	6	3.23	79	12	109	<20
UGA-43	43.00	44.00	1.00	M300761	3.87	20	0.52	566	8	0.08	12	1140	9	3.32	36	17	141	<20
UGA-43	44.00	45.00	1.00	M300762	3.9	30	0.42	409	5	0.08	12	1350	8	2.92	35	18	145	<20
UGA-43	45.00	46.00	1.00	M300763	3.75	20	0.22	476	14	0.05	10	1970	13	4.27	91	12	82	<20
UGA-43	46.00	47.00	1.00	M300764	4.59	30	0.19	527	5	0.05	11	2060	9	3.88	62	15	100	<20
UGA-43	47.00	48.00	1.00	M300765	0.58	30	0.22	1180	4	0.02	14	1740	10	4.98	84	19	20	<20
UGA-43	48.00	49.00	1.00	M300766	0.09	30	0.03	58	9	0.02	10	580	10	5.15	92	15	14	<20
UGA-43	49.00	50.00	1.00	M300767	1.22	30	0.04	56	4	0.02	9	1920	12	4.98	61	18	30	<20
UGA-43	50.00	51.00	1.00	M300768	2.76	20	0.04	52	17	0.03	8	1250	15	5.13	85	12	53	<20
UGA-43	51.00	52.00	1.00	M300771	0.51	30	0.13	74	14	0.01	12	1380	21	6.47	234	13	30	<20
UGA-43	52.00	53.00	1.00	M300773	0.59	20	0.19	518	24	0.02	12	2270	13	5.38	140	16	19	<20
UGA-43	53.00	54.00	1.00	M300774	1.24	30	0.17	53	15	0.02	11	2360	11	4.65	103	17	28	<20
UGA-43	54.00	55.00	1.00	M300775	4.24	20	0.05	45	10	0.04	8	1200	8	4.15	57	13	104	<20
UGA-43	55.00	56.00	1.00	M300776	5.2	30	0.21	300	10	0.06	11	1060	7	3.1	39	17	156	<20
UGA-43	56.00	57.00	1.00	M300777	5.23	30	0.42	840	21	0.07	11	1070	11	2.68	37	17	130	<20
UGA-43	57.00	58.00	1.00	M300778	5.56	30	0.58	820	5	0.07	13	1180	11	2.03	34	19	139	<20
UGA-43	58.00	59.00	1.00	M300779	6.15	30	2.62	712	3	0.08	13	1160	8	0.88	18	22	138	<20
UGA-43	59.00	60.00	1.00	M300780	4.97	30	2.73	782	3	0.36	13	1150	11	0.6	14	21	166	<20
UGA-43	60.00	61.00	1.00	M300781	4.54	30	2.74	1010	3	0.55	14	1120	9	0.69	10	21	177	<20
UGA-43	61.00	62.00	1.00	M300782	2.72	30	2.12	846	3	1.12	12	1140	11	0.27	<5	22	378	<20
UGA-43	62.00	63.00	1.00	M300783	4.05	30	1.54	1515	2	0.36	17	1230	14	0.96	17	22	134	<20
UGA-43	63.00	64.00	1.00	M300784	4.94	30	0.45	877	3	0.08	14	1630	10	1.18	29	22	91	<20
UGA-43	64.00	65.00	1.00	M300785	5.14	20	0.28	342	10	0.06	10	1580	9	3.34	53	16	117	<20
UGA-43	65.00	66.00	1.00	M300786	4.5	30	0.36	668	6	0.07	12	1200	10	2.89	35	18	126	<20
UGA-43	66.00	67.00	1.00	M300787	4.59	30	0.27	569	9	0.07	13	1430	9	3.13	39	19	127	<20
UGA-43	67.00	68.00	1.00	M300788	5.09	30	0.56	950	5	0.07	12	1270	7	1.4	29	22	127	<20
UGA-43	68.00	69.00	1.00	M300789	5.2	30	0.8	551	6	0.07	13	1260	12	1.65	26	22	149	<20
UGA-43	69.00	70.00	1.00	M300790	5	30	0.35	534	10	0.06	10	1070	12	2.79	33	17	126	<20
UGA-43	70.00	71.00	1.00	M300791	5.78	30	0.2	209	8	0.06	12	1060	8	2.16	33	18	121	<20
UGA-43	71.00	72.00	1.00	M300792	4.25	20	0.28	475	13	0.06	11	990	10	3.47	47	15	111	<20

					ME-ICP61	ME-ICP61	ME-ICP61	ME-ICP61	ME-ICP61	ME-ICP61	Au-SCR24	Au-AA26	Au-AA26D	Au-SCR24	Au-SCR24
					Ti	Ti	U	V	W	Zn	Au Total (+)(-) Combined	Au	Au	Au (+) Fraction	Au (-) Fraction
Hole ID	From (m)	To (m)	Interval (m)	Sample Nr	%	ppm	ppm	ppm	ppm	ppm	ppm	ppm	ppm	ppm	ppm
UGA-43	36.00	37.00	1.00	M300754	0.3	20	<10	113	10	90					
UGA-43	37.00	38.00	1.00	M300755	0.37	<10	<10	141	10	109					
UGA-43	38.00	39.00	1.00	M300756	0.32	10	<10	113	<10	78					
UGA-43	39.00	40.00	1.00	M300757	0.25	10	<10	75	<10	47					
UGA-43	40.00	41.00	1.00	M300758	0.26	10	<10	76	<10	46					
UGA-43	41.00	42.00	1.00	M300759	0.32	50	<10	114	10	54					
UGA-43	42.00	43.00	1.00	M300760	0.24	20	<10	100	<10	47					
UGA-43	43.00	44.00	1.00	M300761	0.33	10	<10	131	<10	58					
UGA-43	44.00	45.00	1.00	M300762	0.37	10	<10	137	<10	82					
UGA-43	45.00	46.00	1.00	M300763	0.24	20	<10	85	10	56					
UGA-43	46.00	47.00	1.00	M300764	0.33	10	<10	119	10	61					
UGA-43	47.00	48.00	1.00	M300765	0.42	10	<10	156	10	52					
UGA-43	48.00	49.00	1.00	M300766	0.33	10	<10	103	10	39					
UGA-43	49.00	50.00	1.00	M300767	0.35	10	<10	118	10	46					
UGA-43	50.00	51.00	1.00	M300768	0.26	10	<10	76	<10	35					
UGA-43	51.00	52.00	1.00	M300771	0.3	30	<10	114	<10	40	10.6	9.5	9.23	41	9.37
UGA-43	52.00	53.00	1.00	M300773	0.29	10	<10	108	10	24					
UGA-43	53.00	54.00	1.00	M300774	0.32	10	<10	119	10	31					
UGA-43	54.00	55.00	1.00	M300775	0.29	10	<10	89	10	54					
UGA-43	55.00	56.00	1.00	M300776	0.33	10	<10	122	10	53					
UGA-43	56.00	57.00	1.00	M300777	0.34	10	<10	127	10	57					
UGA-43	57.00	58.00	1.00	M300778	0.38	10	<10	150	10	70					
UGA-43	58.00	59.00	1.00	M300779	0.4	10	<10	162	10	72					
UGA-43	59.00	60.00	1.00	M300780	0.4	<10	<10	157	<10	71					
UGA-43	60.00	61.00	1.00	M300781	0.4	<10	<10	159	<10	76					
UGA-43	61.00	62.00	1.00	M300782	0.42	<10	<10	158	<10	76					
UGA-43	62.00	63.00	1.00	M300783	0.43	<10	<10	162	<10	87					
UGA-43	63.00	64.00	1.00	M300784	0.44	10	<10	167	10	77					
UGA-43	64.00	65.00	1.00	M300785	0.32	10	<10	124	10	59					
UGA-43	65.00	66.00	1.00	M300786	0.34	10	<10	129	10	62					
UGA-43	66.00	67.00	1.00	M300787	0.36	10	<10	140	10	64					
UGA-43	67.00	68.00	1.00	M300788	0.39	10	<10	154	10	65					
UGA-43	68.00	69.00	1.00	M300789	0.41	10	<10	166	10	75					
UGA-43	69.00	70.00	1.00	M300790	0.33	10	<10	129	10	57					
UGA-43	70.00	71.00	1.00	M300791	0.35	10	<10	139	10	61					
UGA-43	71.00	72.00	1.00	M300792	0.3	10	<10	100	10	51					

					Au-SCR24	Au-SCR24	Au-SCR24	
					Au (+) mg	WT. + Frac Entire	WT. - Frac Entire	
Hole ID	From (m)	To (m)	Interval (m)	Sample Nr	mg	g	g	
UGA-43	36.00	37.00	1.00	M300754				
UGA-43	37.00	38.00	1.00	M300755				
UGA-43	38.00	39.00	1.00	M300756				
UGA-43	39.00	40.00	1.00	M300757				
UGA-43	40.00	41.00	1.00	M300758				
UGA-43	41.00	42.00	1.00	M300759				
UGA-43	42.00	43.00	1.00	M300760				
UGA-43	43.00	44.00	1.00	M300761				
UGA-43	44.00	45.00	1.00	M300762				
UGA-43	45.00	46.00	1.00	M300763				
UGA-43	46.00	47.00	1.00	M300764				
UGA-43	47.00	48.00	1.00	M300765				
UGA-43	48.00	49.00	1.00	M300766				
UGA-43	49.00	50.00	1.00	M300767				
UGA-43	50.00	51.00	1.00	M300768				
UGA-43	51.00	52.00	1.00	M300771	1.721	42.02	1030	
UGA-43	52.00	53.00	1.00	M300773				
UGA-43	53.00	54.00	1.00	M300774				
UGA-43	54.00	55.00	1.00	M300775				
UGA-43	55.00	56.00	1.00	M300776				
UGA-43	56.00	57.00	1.00	M300777				
UGA-43	57.00	58.00	1.00	M300778				
UGA-43	58.00	59.00	1.00	M300779				
UGA-43	59.00	60.00	1.00	M300780				
UGA-43	60.00	61.00	1.00	M300781				
UGA-43	61.00	62.00	1.00	M300782				
UGA-43	62.00	63.00	1.00	M300783				
UGA-43	63.00	64.00	1.00	M300784				
UGA-43	64.00	65.00	1.00	M300785				
UGA-43	65.00	66.00	1.00	M300786				
UGA-43	66.00	67.00	1.00	M300787				
UGA-43	67.00	68.00	1.00	M300788				
UGA-43	68.00	69.00	1.00	M300789				
UGA-43	69.00	70.00	1.00	M300790				
UGA-43	70.00	71.00	1.00	M300791				
UGA-43	71.00	72.00	1.00	M300792				

					Au-AA26	ME-ICP61	ME-ICP61	ME-ICP61	ME-ICP61	ME-ICP61	ME-ICP61	ME-ICP61	ME-ICP61	ME-ICP61	ME-ICP61	ME-ICP61	ME-ICP61	ME-ICP61
					Au	Ag	Al	As	Ba	Be	Bi	Ca	Cd	Co	Cr	Cu	Fe	Ga
Hole ID	From (m)	To (m)	Interval (m)	Sample Nr	ppm	ppm	%	ppm	ppm	ppm	ppm	%	ppm	ppm	ppm	ppm	%	ppm
UGA-43	72.00	73.00	1.00	M300793	0.42	2.2	6.4	237	640	1.5	<2	0.32	<0.5	18	50	29	5	10
UGA-43	73.00	74.00	1.00	M300794	0.43	<0.5	7.86	98	630	2.2	<2	0.45	<0.5	19	49	43	4.64	20
UGA-43	74.00	75.00	1.00	M300795	0.75	0.8	7.53	86	700	1.8	<2	0.74	<0.5	19	51	49	5.02	20
UGA-43	75.00	76.00	1.00	M300796	0.12	1.3	6.99	141	700	1.3	<2	1.43	<0.5	18	48	37	4.86	10
UGA-43	76.00	77.00	1.00	M300797	0.75	1.3	7.23	80	600	1.4	<2	2.43	<0.5	19	48	42	4.96	20
UGA-43	77.00	78.00	1.00	M300798	0.74	2.4	6.96	606	460	2.1	<2	0.33	<0.5	20	53	45	5.16	10
UGA-43	78.00	79.00	1.00	M300799	0.81	1.9	6.87	235	560	1.1	<2	0.28	<0.5	18	49	36	3.29	10
UGA-43	79.00	80.00	1.00	M300801	0.74	3.8	6.92	163	550	1.1	<2	0.3	<0.5	18	53	35	3.97	10
UGA-43	80.00	81.00	1.00	M300802	5	95.9	6.94	140	380	1.3	3	0.29	<0.5	20	44	33	4.7	10
UGA-43	81.00	82.00	1.00	M300803	0.46	9.1	6.8	102	410	1.3	<2	0.32	<0.5	18	49	43	4.54	10
UGA-43	82.00	83.00	1.00	M300804	0.48	5.1	6.51	174	620	1.2	<2	0.29	<0.5	15	47	35	4.39	10
UGA-43	83.00	84.00	1.00	M300805	1.34	14.8	5.37	290	620	1	<2	0.27	<0.5	12	49	36	3.7	10
UGA-43	84.00	85.00	1.00	M300808	0.42	3.5	6.58	251	400	1.3	<2	0.33	<0.5	17	45	27	3.87	10
UGA-43	85.00	86.00	1.00	M300809	0.99	6.1	5.94	279	460	1.3	<2	1.3	<0.5	16	49	25	5.46	10
UGA-43	86.00	87.00	1.00	M300811	0.32	3.6	6.34	115	480	0.9	<2	0.83	<0.5	17	47	25	4.43	10
UGA-43	87.00	88.00	1.00	M300812	0.23	2.5	6.8	185	470	1.2	<2	0.35	<0.5	18	47	37	4.97	10
UGA-43	88.00	89.00	1.00	M300813	1	4.2	6.23	260	530	1.2	<2	0.42	<0.5	15	50	28	4.48	10
UGA-43	89.00	90.00	1.00	M300814	1.19	5.5	6.04	196	280	1.3	<2	0.27	<0.5	14	51	35	3.76	10
UGA-43	90.00	91.00	1.00	M300815	0.31	2.7	6.56	176	340	1.4	<2	0.35	<0.5	17	52	26	4.3	10
UGA-43	91.00	92.00	1.00	M300816	0.39	2.9	6.76	199	580	1.4	<2	0.33	<0.5	17	48	28	4.64	10
UGA-43	92.00	93.00	1.00	M300817	0.27	2.9	6.37	379	450	1.4	<2	0.34	<0.5	18	44	31	4.73	10
UGA-43	93.00	94.00	1.00	M300819	0.92	6.3	5.79	320	230	1.3	<2	0.26	<0.5	15	54	52	3.27	10
UGA-43	94.00	95.00	1.00	M300821	0.2	1.7	6.57	287	430	1.4	<2	0.31	<0.5	15	44	40	4.23	10
UGA-43	95.00	96.00	1.00	M300822	0.23	1.6	6.96	161	620	1.2	<2	0.98	<0.5	19	46	31	4.63	10
UGA-43	96.00	97.00	1.00	M300823	0.67	9.4	6.66	381	680	1	<2	1.06	<0.5	17	47	37	5.09	10
UGA-43	97.00	98.00	1.00	M300824	0.6	5.4	5.75	370	410	1.1	<2	0.82	<0.5	15	55	35	4.82	10
UGA-43	98.00	99.00	1.00	M300825	0.6	2.8	6.71	217	690	1.2	<2	0.31	<0.5	17	43	31	4.19	10
UGA-43	99.00	100.00	1.00	M300826	1.81	10.1	6.6	482	490	1.3	<2	0.4	<0.5	18	37	26	4.9	10
UGA-43	100.00	101.00	1.00	M300827	0.48	3.5	6.59	358	600	1.1	<2	0.44	<0.5	15	36	31	4.62	10
UGA-43	101.00	102.00	1.00	M300828	0.16	1.6	6.69	144	590	1.1	<2	0.45	<0.5	15	36	33	4.29	10
UGA-43	102.00	103.00	1.00	M300829	0.16	1.5	6.57	156	680	1	<2	0.61	<0.5	15	35	22	4.79	10
UGA-43	103.00	104.00	1.00	M300830	0.3	3	6.66	120	680	1	<2	0.71	<0.5	14	36	28	4.21	10
UGA-43	104.00	105.00	1.00	M300831	1.99	5.4	6.44	130	670	1.3	<2	0.54	<0.5	15	39	31	4.45	10
UGA-43	105.00	106.00	1.00	M300832	0.45	2.8	7.27	193	650	1.3	<2	0.36	<0.5	20	41	32	4.35	10
UGA-43	106.00	107.00	1.00	M300833	0.25	4.2	6.63	319	560	1.3	<2	0.34	<0.5	16	47	72	3.57	10
UGA-43	107.00	108.00	1.00	M300834	0.28	3.5	6.82	351	850	1.5	<2	0.38	0.6	17	36	33	4.59	20

					ME-ICP61	ME-ICP61	ME-ICP61	ME-ICP61	ME-ICP61	ME-ICP61	ME-ICP61	ME-ICP61	ME-ICP61	ME-ICP61	ME-ICP61	ME-ICP61	ME-ICP61	ME-ICP61
					K	La	Mg	Mn	Mo	Na	Ni	P	Pb	S	Sb	Sc	Sr	Th
Hole ID	From (m)	To (m)	Interval (m)	Sample Nr	%	ppm	%	ppm	ppm	%	ppm	ppm	ppm	%	ppm	ppm	ppm	ppm
UGA-43	72.00	73.00	1.00	M300793	5.32	20	0.72	854	6	0.06	13	1030	10	2.03	33	19	125	<20
UGA-43	73.00	74.00	1.00	M300794	4.57	20	0.68	1375	2	0.07	13	1210	8	0.57	21	23	88	<20
UGA-43	74.00	75.00	1.00	M300795	4.93	20	1.18	1215	2	0.1	13	1160	9	1	25	21	136	<20
UGA-43	75.00	76.00	1.00	M300796	4.69	20	2.47	869	3	0.3	13	1100	11	1.75	14	20	168	<20
UGA-43	76.00	77.00	1.00	M300797	4.08	20	2.24	1110	2	0.47	13	1140	12	0.8	10	20	202	<20
UGA-43	77.00	78.00	1.00	M300798	4.63	30	0.26	524	4	0.08	12	1120	12	3.24	106	20	85	<20
UGA-43	78.00	79.00	1.00	M300799	4.63	30	0.27	563	4	0.07	10	1050	6	2.03	59	19	177	<20
UGA-43	79.00	80.00	1.00	M300801	5.06	30	0.35	788	5	0.06	12	1110	8	2.03	44	17	152	<20
UGA-43	80.00	81.00	1.00	M300802	4.37	30	0.42	940	3	0.04	14	1070	10	2.94	54	17	95	<20
UGA-43	81.00	82.00	1.00	M300803	5.06	30	0.53	1505	4	0.05	11	1030	6	1.78	39	19	126	<20
UGA-43	82.00	83.00	1.00	M300804	4.75	30	0.61	848	13	0.07	11	1040	11	2.08	54	19	136	<20
UGA-43	83.00	84.00	1.00	M300805	4.85	20	0.35	369	22	0.07	10	980	17	2.59	1085	16	110	<20
UGA-43	84.00	85.00	1.00	M300808	5.71	30	0.68	321	6	0.08	11	1230	8	2.71	28	19	140	<20
UGA-43	85.00	86.00	1.00	M300809	4.48	20	2.11	764	5	0.05	13	830	10	2.89	36	18	123	<20
UGA-43	86.00	87.00	1.00	M300811	4.5	20	0.89	686	6	0.06	10	1260	10	2.02	27	16	160	<20
UGA-43	87.00	88.00	1.00	M300812	5.01	30	0.61	739	6	0.06	12	1220	12	2.18	32	20	133	<20
UGA-43	88.00	89.00	1.00	M300813	4.91	30	0.49	761	11	0.05	11	1600	12	2.54	41	19	124	<20
UGA-43	89.00	90.00	1.00	M300814	3.82	30	0.39	711	7	0.04	11	970	10	2.01	45	18	67	<20
UGA-43	90.00	91.00	1.00	M300815	3.68	30	0.41	983	7	0.04	12	1140	6	2.26	40	20	60	<20
UGA-43	91.00	92.00	1.00	M300816	4.15	30	0.46	827	7	0.07	10	1130	11	2.81	29	20	121	<20
UGA-43	92.00	93.00	1.00	M300817	4.41	30	0.43	771	7	0.05	12	1180	9	3.12	61	19	107	<20
UGA-43	93.00	94.00	1.00	M300819	2.78	20	0.21	268	11	0.03	11	1000	11	2.97	104	16	55	<20
UGA-43	94.00	95.00	1.00	M300821	4.61	30	0.41	715	4	0.05	12	1020	8	2.71	205	19	100	<20
UGA-43	95.00	96.00	1.00	M300822	4.44	30	1	677	4	0.07	12	1110	9	2.21	375	21	152	<20
UGA-43	96.00	97.00	1.00	M300823	4.57	20	1.96	547	7	0.07	12	1330	10	2.66	41	20	159	<20
UGA-43	97.00	98.00	1.00	M300824	4.11	20	1.08	551	7	0.05	11	1290	9	2.94	81	18	113	<20
UGA-43	98.00	99.00	1.00	M300825	4.86	30	0.45	763	4	0.07	10	1180	9	2.51	37	19	123	<20
UGA-43	99.00	100.00	1.00	M300826	3.87	20	1.5	382	12	0.07	13	1350	15	3.22	52	17	146	<20
UGA-43	100.00	101.00	1.00	M300827	4.08	30	2.31	413	7	0.06	11	1140	12	2.43	19	18	141	<20
UGA-43	101.00	102.00	1.00	M300828	2.9	30	2.24	433	5	0.07	10	1100	8	1.96	10	18	117	<20
UGA-43	102.00	103.00	1.00	M300829	4.42	20	2.05	527	4	0.12	11	1130	9	2.78	10	18	136	<20
UGA-43	103.00	104.00	1.00	M300830	4.56	30	1.89	530	3	0.12	9	1130	8	2.3	14	18	149	<20
UGA-43	104.00	105.00	1.00	M300831	3.78	30	1.11	765	4	0.08	10	1090	8	2.36	32	17	136	<20
UGA-43	105.00	106.00	1.00	M300832	5.49	30	0.51	682	3	0.08	11	1340	10	2.77	38	20	133	<20
UGA-43	106.00	107.00	1.00	M300833	4.05	30	0.33	398	5	0.07	11	1260	10	2.67	74	19	89	<20
UGA-43	107.00	108.00	1.00	M300834	4.47	30	0.61	760	4	0.08	9	1240	12	2.84	46	19	106	<20

					ME-ICP61	ME-ICP61	ME-ICP61	ME-ICP61	ME-ICP61	ME-ICP61	Au-SCR24	Au-AA26	Au-AA26D	Au-SCR24	Au-SCR24
					Ti	Ti	U	V	W	Zn	Au Total (+)(-) Combined	Au	Au	Au (+) Fraction	Au (-) Fraction
Hole ID	From (m)	To (m)	Interval (m)	Sample Nr	%	ppm	ppm	ppm	ppm	ppm	ppm	ppm	ppm	ppm	ppm
UGA-43	72.00	73.00	1.00	M300793	0.36	10	<10	138	10	67					
UGA-43	73.00	74.00	1.00	M300794	0.44	10	<10	173	<10	75					
UGA-43	74.00	75.00	1.00	M300795	0.42	10	<10	167	10	79					
UGA-43	75.00	76.00	1.00	M300796	0.41	<10	<10	162	<10	67					
UGA-43	76.00	77.00	1.00	M300797	0.41	10	<10	164	<10	77					
UGA-43	77.00	78.00	1.00	M300798	0.39	10	<10	147	<10	57					
UGA-43	78.00	79.00	1.00	M300799	0.39	10	<10	135	10	60					
UGA-43	79.00	80.00	1.00	M300801	0.39	10	<10	141	10	67					
UGA-43	80.00	81.00	1.00	M300802	0.37	<10	<10	143	10	76					
UGA-43	81.00	82.00	1.00	M300803	0.37	10	<10	141	10	73					
UGA-43	82.00	83.00	1.00	M300804	0.37	10	<10	137	10	66					
UGA-43	83.00	84.00	1.00	M300805	0.3	10	<10	120	10	56					
UGA-43	84.00	85.00	1.00	M300808	0.37	10	<10	145	<10	49					
UGA-43	85.00	86.00	1.00	M300809	0.32	<10	<10	137	10	72					
UGA-43	86.00	87.00	1.00	M300811	0.33	10	<10	129	10	53					
UGA-43	87.00	88.00	1.00	M300812	0.38	10	<10	148	10	57					
UGA-43	88.00	89.00	1.00	M300813	0.35	<10	<10	143	10	60					
UGA-43	89.00	90.00	1.00	M300814	0.34	10	<10	127	10	59					
UGA-43	90.00	91.00	1.00	M300815	0.37	10	<10	141	<10	66					
UGA-43	91.00	92.00	1.00	M300816	0.39	10	<10	149	10	80					
UGA-43	92.00	93.00	1.00	M300817	0.36	10	<10	141	10	53					
UGA-43	93.00	94.00	1.00	M300819	0.31	10	<10	121	<10	84					
UGA-43	94.00	95.00	1.00	M300821	0.37	10	<10	143	10	68					
UGA-43	95.00	96.00	1.00	M300822	0.38	10	<10	150	10	72					
UGA-43	96.00	97.00	1.00	M300823	0.36	10	<10	150	10	64					
UGA-43	97.00	98.00	1.00	M300824	0.32	<10	<10	130	<10	68					
UGA-43	98.00	99.00	1.00	M300825	0.39	<10	<10	149	10	63					
UGA-43	99.00	100.00	1.00	M300826	0.38	10	<10	153	20	67					
UGA-43	100.00	101.00	1.00	M300827	0.36	10	<10	144	10	65					
UGA-43	101.00	102.00	1.00	M300828	0.36	<10	<10	136	<10	58					
UGA-43	102.00	103.00	1.00	M300829	0.38	10	<10	143	10	69					
UGA-43	103.00	104.00	1.00	M300830	0.36	<10	<10	133	<10	62					
UGA-43	104.00	105.00	1.00	M300831	0.34	10	<10	129	<10	69					
UGA-43	105.00	106.00	1.00	M300832	0.42	10	<10	156	<10	60					
UGA-43	106.00	107.00	1.00	M300833	0.38	10	<10	144	<10	90					
UGA-43	107.00	108.00	1.00	M300834	0.37	10	<10	146	<10	62					

					Au-SCR24	Au-SCR24	Au-SCR24	
					Au (+) mg	WT. + Frac Entire	WT. - Frac Entire	
Hole ID	From (m)	To (m)	Interval (m)	Sample Nr	mg	g	g	
UGA-43	72.00	73.00	1.00	M300793				
UGA-43	73.00	74.00	1.00	M300794				
UGA-43	74.00	75.00	1.00	M300795				
UGA-43	75.00	76.00	1.00	M300796				
UGA-43	76.00	77.00	1.00	M300797				
UGA-43	77.00	78.00	1.00	M300798				
UGA-43	78.00	79.00	1.00	M300799				
UGA-43	79.00	80.00	1.00	M300801				
UGA-43	80.00	81.00	1.00	M300802				
UGA-43	81.00	82.00	1.00	M300803				
UGA-43	82.00	83.00	1.00	M300804				
UGA-43	83.00	84.00	1.00	M300805				
UGA-43	84.00	85.00	1.00	M300808				
UGA-43	85.00	86.00	1.00	M300809				
UGA-43	86.00	87.00	1.00	M300811				
UGA-43	87.00	88.00	1.00	M300812				
UGA-43	88.00	89.00	1.00	M300813				
UGA-43	89.00	90.00	1.00	M300814				
UGA-43	90.00	91.00	1.00	M300815				
UGA-43	91.00	92.00	1.00	M300816				
UGA-43	92.00	93.00	1.00	M300817				
UGA-43	93.00	94.00	1.00	M300819				
UGA-43	94.00	95.00	1.00	M300821				
UGA-43	95.00	96.00	1.00	M300822				
UGA-43	96.00	97.00	1.00	M300823				
UGA-43	97.00	98.00	1.00	M300824				
UGA-43	98.00	99.00	1.00	M300825				
UGA-43	99.00	100.00	1.00	M300826				
UGA-43	100.00	101.00	1.00	M300827				
UGA-43	101.00	102.00	1.00	M300828				
UGA-43	102.00	103.00	1.00	M300829				
UGA-43	103.00	104.00	1.00	M300830				
UGA-43	104.00	105.00	1.00	M300831				
UGA-43	105.00	106.00	1.00	M300832				
UGA-43	106.00	107.00	1.00	M300833				
UGA-43	107.00	108.00	1.00	M300834				

					Au-AA26	ME-ICP61	ME-ICP61	ME-ICP61	ME-ICP61	ME-ICP61	ME-ICP61	ME-ICP61	ME-ICP61	ME-ICP61	ME-ICP61	ME-ICP61	ME-ICP61	ME-ICP61
					Au	Ag	Al	As	Ba	Be	Bi	Ca	Cd	Co	Cr	Cu	Fe	Ga
Hole ID	From (m)	To (m)	Interval (m)	Sample Nr	ppm	ppm	%	ppm	ppm	ppm	ppm	%	ppm	ppm	ppm	ppm	%	ppm
UGA-43	108.00	109.00	1.00	M300835	0.11	1.6	6.76	171	710	1.5	<2	0.32	0.6	18	39	24	4.41	10
UGA-43	109.00	110.00	1.00	M300836	0.11	1.1	7.07	142	770	1.7	<2	0.35	<0.5	18	34	29	4.7	20
UGA-43	110.00	111.00	1.00	M300837	0.22	1.4	6.92	274	800	1.6	3	0.44	<0.5	18	35	42	4.59	20
UGA-43	111.00	112.00	1.00	M300838	0.24	1.2	6.95	229	940	1.4	<2	0.68	0.7	16	35	25	4.62	20
UGA-43	112.00	113.00	1.00	M300839	1.1	9.4	5.24	220	720	1	<2	1.54	<0.5	13	51	18	3.52	10
UGA-43	113.00	114.00	1.00	M300841	0.99	11.4	6.19	390	830	1.4	<2	0.99	0.6	15	38	24	4.83	10
UGA-43	114.00	115.00	1.00	M300842	0.22	1.7	6.99	218	880	1.3	<2	0.69	0.7	15	33	39	4.22	10
UGA-43	115.00	116.00	1.00	M300843	0.29	1.7	7	215	790	1.4	<2	1.04	0.6	17	34	26	4.34	20
UGA-43	116.00	117.00	1.00	M300844	5.09	45.3	6.51	391	810	1.2	2	0.99	0.6	15	35	28	4.09	10
UGA-43	117.00	118.00	1.00	M300845	1.02	31.8	5.62	130	680	1.1	<2	0.73	0.5	11	41	21	3.62	10
UGA-43	118.00	119.00	1.00	M300846	1.78	74.3	5.63	159	810	1.2	<2	0.86	0.6	13	37	34	3.81	10
UGA-43	119.00	120.00	1.00	M300847	0.31	2	6.14	255	800	1.3	<2	0.58	0.6	15	34	21	4.02	10
UGA-43	120.00	121.00	1.00	M300848	0.26	1.9	6.87	191	860	1.4	<2	0.5	0.6	17	29	23	4.46	10
UGA-43	121.00	122.00	1.00	M300849	0.43	1.5	7.13	216	1000	1.5	<2	0.71	0.5	14	32	26	4.23	10
UGA-43	122.00	123.00	1.00	M300851	0.23	1.8	6.82	291	800	1.4	<2	0.82	0.6	18	41	32	4.41	10
UGA-43	123.00	124.00	1.00	M300852	0.16	3	6.66	379	580	1.4	2	0.84	0.5	18	38	38	5.43	10
UGA-43	124.00	125.00	1.00	M300853	0.41	10.4	6.58	538	270	1.1	<2	0.27	0.6	18	43	27	5.3	10
UGA-43	125.00	126.00	1.00	M300854	0.19	3.6	7.3	675	530	1.3	<2	0.31	0.7	21	47	25	4.8	10
UGA-43	126.00	127.00	1.00	M300855	0.34	6.7	4.68	481	370	1.4	<2	0.21	<0.5	13	42	21	4.09	10
UGA-43	127.00	128.00	1.00	M300856	3.06	52.4	3.31	1660	190	1	<2	0.17	<0.5	9	51	33	5.76	10
UGA-43	128.00	129.00	1.00	M300858	0.53	9.9	3.01	345	370	1.1	<2	0.19	<0.5	9	50	17	3.84	10
UGA-43	129.00	130.00	1.00	M300859	0.46	13.4	4.28	353	90	1.5	<2	0.24	<0.5	11	60	22	4.04	10
UGA-43	130.00	131.00	1.00	M300860	0.12	2.4	4.66	159	20	1.6	<2	0.24	<0.5	13	50	15	4.07	10
UGA-43	131.00	132.00	1.00	M300861	0.06	2.7	5.57	92	50	2	<2	0.26	0.5	17	54	22	4.38	10
UGA-43	132.00	133.00	1.00	M300862	0.05	3	6.7	61	90	2.6	<2	0.28	<0.5	18	59	24	3.99	20
UGA-43	133.00	134.00	1.00	M300863	0.06	2.3	5.13	134	20	2	<2	0.2	<0.5	13	49	12	3.16	10
UGA-43	134.00	135.00	1.00	M300864	0.23	3.8	3.79	184	20	1.5	<2	0.18	<0.5	9	46	12	2.94	10
UGA-43	135.00	136.00	1.00	M300865	1.05	25	4.41	458	30	1.7	2	0.23	<0.5	10	45	28	3.92	10
UGA-43	136.00	137.00	1.00	M300867	0.3	2.3	3.76	137	130	1.7	<2	0.2	<0.5	8	47	11	2.76	10
UGA-43	137.00	138.00	1.00	M300868	0.19	3.4	4	136	20	1.9	<2	0.21	<0.5	11	47	14	3.19	10
UGA-43	138.00	139.00	1.00	M300869	0.54	6.4	4.12	347	20	1.8	2	0.3	<0.5	12	45	15	3.45	10
UGA-43	139.00	140.00	1.00	M300871	0.45	3.8	3.44	173	90	1.4	<2	0.18	<0.5	8	56	14	2.96	10
UGA-43	140.00	141.00	1.00	M300872	0.19	3.4	3.44	282	380	1	<2	0.13	<0.5	9	58	13	3.14	10
UGA-43	141.00	142.00	1.00	M300873	1.16	15.5	2.75	213	170	1	<2	0.12	<0.5	7	56	13	2.61	<10
UGA-43	142.00	143.00	1.00	M300875	0.66	3.6	3.86	130	50	1.4	<2	0.21	<0.5	15	48	14	3.35	10
UGA-43	143.00	144.00	1.00	M300876	0.34	8.9	4.07	95	30	1.9	2	0.22	<0.5	15	45	23	3.35	10

					ME-ICP61	ME-ICP61	ME-ICP61	ME-ICP61	ME-ICP61	ME-ICP61	ME-ICP61	ME-ICP61	ME-ICP61	ME-ICP61	ME-ICP61	ME-ICP61	ME-ICP61	ME-ICP61
					K	La	Mg	Mn	Mo	Na	Ni	P	Pb	S	Sb	Sc	Sr	Th
Hole ID	From (m)	To (m)	Interval (m)	Sample Nr	%	ppm	%	ppm	ppm	%	ppm	ppm	ppm	%	ppm	ppm	ppm	ppm
UGA-43	108.00	109.00	1.00	M300835	4.84	30	0.62	921	6	0.06	9	1130	10	2.8	560	19	99	<20
UGA-43	109.00	110.00	1.00	M300836	4.57	30	1.24	985	3	0.06	10	1180	6	2.34	23	19	118	<20
UGA-43	110.00	111.00	1.00	M300837	4.99	30	2.41	674	3	0.06	8	1150	8	2.61	21	19	116	<20
UGA-43	111.00	112.00	1.00	M300838	5.23	30	2.85	470	4	0.07	8	1200	10	2.6	17	19	123	<20
UGA-43	112.00	113.00	1.00	M300839	3.27	20	1.56	421	6	0.04	8	960	8	2.18	83	14	135	<20
UGA-43	113.00	114.00	1.00	M300841	4.83	30	1.76	414	29	0.08	9	1180	34	3.11	79	18	137	<20
UGA-43	114.00	115.00	1.00	M300842	5.17	30	2.46	451	3	0.07	9	1150	11	2.58	9	19	157	<20
UGA-43	115.00	116.00	1.00	M300843	5.16	30	2.76	448	4	0.06	10	1160	10	2.58	11	19	146	<20
UGA-43	116.00	117.00	1.00	M300844	4.02	30	1.23	245	9	0.09	7	1070	15	3.44	57	17	133	<20
UGA-43	117.00	118.00	1.00	M300845	4.3	20	0.86	293	4	0.06	8	920	12	3.24	29	15	204	<20
UGA-43	118.00	119.00	1.00	M300846	5.05	30	1.15	298	3	0.07	7	950	9	3.08	43	15	149	<20
UGA-43	119.00	120.00	1.00	M300847	4.4	30	2.25	310	3	0.07	9	1060	8	2.83	17	17	110	<20
UGA-43	120.00	121.00	1.00	M300848	4.75	30	1.99	297	3	0.09	9	1100	11	3.45	16	18	117	<20
UGA-43	121.00	122.00	1.00	M300849	5.47	30	2.08	331	2	0.09	7	1160	11	3.3	24	19	119	<20
UGA-43	122.00	123.00	1.00	M300851	5.16	30	1.46	334	2	0.08	8	1080	10	3.44	37	20	112	<20
UGA-43	123.00	124.00	1.00	M300852	4.85	30	0.75	314	3	0.06	9	1100	11	4.68	112	20	100	<20
UGA-43	124.00	125.00	1.00	M300853	4.47	20	0.34	53	12	0.05	10	1260	15	5.59	124	19	73	<20
UGA-43	125.00	126.00	1.00	M300854	4.37	30	0.33	46	2	0.05	14	1300	11	5.19	88	21	78	<20
UGA-43	126.00	127.00	1.00	M300855	3.01	20	0.3	61	5	0.03	8	860	11	4.17	80	13	41	<20
UGA-43	127.00	128.00	1.00	M300856	1.5	10	0.17	70	24	0.02	6	690	10	5.86	240	9	29	<20
UGA-43	128.00	129.00	1.00	M300858	2.03	10	0.17	206	7	0.02	6	750	9	3.56	88	8	35	<20
UGA-43	129.00	130.00	1.00	M300859	1.58	20	0.33	163	6	0.01	9	900	10	3.92	103	13	25	<20
UGA-43	130.00	131.00	1.00	M300860	1.48	20	0.37	57	4	0.01	11	870	9	4.24	67	14	20	<20
UGA-43	131.00	132.00	1.00	M300861	2.41	20	0.6	49	3	0.01	14	890	8	4.74	58	18	20	<20
UGA-43	132.00	133.00	1.00	M300862	2.87	30	0.75	50	3	0.02	12	900	7	4.26	59	21	21	<20
UGA-43	133.00	134.00	1.00	M300863	1.86	20	0.5	49	6	0.02	9	640	8	3.35	68	14	26	<20
UGA-43	134.00	135.00	1.00	M300864	1.28	10	0.34	55	5	0.02	7	650	5	3.03	54	10	24	<20
UGA-43	135.00	136.00	1.00	M300865	1.4	20	0.35	55	11	0.02	10	850	19	4.11	92	12	38	<20
UGA-43	136.00	137.00	1.00	M300867	1.77	10	0.35	59	4	0.02	6	720	6	2.81	46	10	23	<20
UGA-43	137.00	138.00	1.00	M300868	1.48	20	0.4	51	7	0.02	9	730	6	3.35	51	11	17	<20
UGA-43	138.00	139.00	1.00	M300869	1.5	20	0.39	52	11	0.02	9	1140	11	3.65	76	11	20	<20
UGA-43	139.00	140.00	1.00	M300871	1.46	20	0.28	60	6	0.02	7	640	7	2.99	48	10	30	<20
UGA-43	140.00	141.00	1.00	M300872	2.3	10	0.22	51	9	0.05	5	490	9	3.24	57	10	33	<20
UGA-43	141.00	142.00	1.00	M300873	1.39	10	0.21	73	6	0.03	8	470	7	2.47	84	8	23	<20
UGA-43	142.00	143.00	1.00	M300875	1.48	20	0.36	75	4	0.02	9	810	7	3.37	54	11	18	<20
UGA-43	143.00	144.00	1.00	M300876	1.82	20	0.5	112	5	0.02	10	780	8	3.48	45	13	15	<20

					ME-ICP61	ME-ICP61	ME-ICP61	ME-ICP61	ME-ICP61	ME-ICP61	Au-SCR24	Au-AA26	Au-AA26D	Au-SCR24	Au-SCR24
					Ti	Ti	U	V	W	Zn	Au Total (+)(-) Combined	Au	Au	Au (+) Fraction	Au (-) Fraction
Hole ID	From (m)	To (m)	Interval (m)	Sample Nr	%	ppm	ppm	ppm	ppm	ppm	ppm	ppm	ppm	ppm	ppm
UGA-43	108.00	109.00	1.00	M300835	0.36	10	<10	139	<10	63					
UGA-43	109.00	110.00	1.00	M300836	0.39	10	<10	146	<10	68					
UGA-43	110.00	111.00	1.00	M300837	0.37	10	<10	144	<10	65					
UGA-43	111.00	112.00	1.00	M300838	0.38	10	<10	145	<10	68					
UGA-43	112.00	113.00	1.00	M300839	0.28	10	<10	111	<10	59					
UGA-43	113.00	114.00	1.00	M300841	0.34	10	<10	128	<10	73					
UGA-43	114.00	115.00	1.00	M300842	0.37	10	<10	139	<10	67					
UGA-43	115.00	116.00	1.00	M300843	0.37	<10	<10	142	<10	68					
UGA-43	116.00	117.00	1.00	M300844	0.34	10	<10	122	<10	65					
UGA-43	117.00	118.00	1.00	M300845	0.29	10	<10	109	<10	65					
UGA-43	118.00	119.00	1.00	M300846	0.3	10	<10	115	<10	78					
UGA-43	119.00	120.00	1.00	M300847	0.33	10	<10	133	<10	60					
UGA-43	120.00	121.00	1.00	M300848	0.36	10	<10	137	<10	57					
UGA-43	121.00	122.00	1.00	M300849	0.37	10	<10	139	<10	61					
UGA-43	122.00	123.00	1.00	M300851	0.37	10	<10	145	<10	62					
UGA-43	123.00	124.00	1.00	M300852	0.36	<10	<10	145	10	67					
UGA-43	124.00	125.00	1.00	M300853	0.36	10	<10	146	10	42					
UGA-43	125.00	126.00	1.00	M300854	0.42	10	<10	164	10	42					
UGA-43	126.00	127.00	1.00	M300855	0.25	10	<10	116	<10	35					
UGA-43	127.00	128.00	1.00	M300856	0.17	30	<10	78	<10	48					
UGA-43	128.00	129.00	1.00	M300858	0.16	10	<10	78	<10	36					
UGA-43	129.00	130.00	1.00	M300859	0.22	10	<10	124	<10	36					
UGA-43	130.00	131.00	1.00	M300860	0.26	<10	<10	146	<10	44					
UGA-43	131.00	132.00	1.00	M300861	0.31	<10	<10	171	10	37					
UGA-43	132.00	133.00	1.00	M300862	0.37	<10	<10	240	<10	79					
UGA-43	133.00	134.00	1.00	M300863	0.27	<10	<10	179	<10	41					
UGA-43	134.00	135.00	1.00	M300864	0.2	<10	<10	139	<10	34					
UGA-43	135.00	136.00	1.00	M300865	0.22	10	<10	162	<10	34					
UGA-43	136.00	137.00	1.00	M300867	0.19	<10	<10	126	<10	24					
UGA-43	137.00	138.00	1.00	M300868	0.22	<10	<10	140	<10	23					
UGA-43	138.00	139.00	1.00	M300869	0.21	10	<10	119	<10	26					
UGA-43	139.00	140.00	1.00	M300871	0.19	<10	<10	91	<10	21					
UGA-43	140.00	141.00	1.00	M300872	0.18	10	<10	82	<10	24					
UGA-43	141.00	142.00	1.00	M300873	0.15	<10	<10	73	<10	24					
UGA-43	142.00	143.00	1.00	M300875	0.21	10	<10	104	<10	28					
UGA-43	143.00	144.00	1.00	M300876	0.24	10	<10	147	<10	38					

					Au-SCR24	Au-SCR24	Au-SCR24	
					Au (+) mg	WT. + Frac Entire	WT. - Frac Entire	
Hole ID	From (m)	To (m)	Interval (m)	Sample Nr	mg	g	g	
UGA-43	108.00	109.00	1.00	M300835				
UGA-43	109.00	110.00	1.00	M300836				
UGA-43	110.00	111.00	1.00	M300837				
UGA-43	111.00	112.00	1.00	M300838				
UGA-43	112.00	113.00	1.00	M300839				
UGA-43	113.00	114.00	1.00	M300841				
UGA-43	114.00	115.00	1.00	M300842				
UGA-43	115.00	116.00	1.00	M300843				
UGA-43	116.00	117.00	1.00	M300844				
UGA-43	117.00	118.00	1.00	M300845				
UGA-43	118.00	119.00	1.00	M300846				
UGA-43	119.00	120.00	1.00	M300847				
UGA-43	120.00	121.00	1.00	M300848				
UGA-43	121.00	122.00	1.00	M300849				
UGA-43	122.00	123.00	1.00	M300851				
UGA-43	123.00	124.00	1.00	M300852				
UGA-43	124.00	125.00	1.00	M300853				
UGA-43	125.00	126.00	1.00	M300854				
UGA-43	126.00	127.00	1.00	M300855				
UGA-43	127.00	128.00	1.00	M300856				
UGA-43	128.00	129.00	1.00	M300858				
UGA-43	129.00	130.00	1.00	M300859				
UGA-43	130.00	131.00	1.00	M300860				
UGA-43	131.00	132.00	1.00	M300861				
UGA-43	132.00	133.00	1.00	M300862				
UGA-43	133.00	134.00	1.00	M300863				
UGA-43	134.00	135.00	1.00	M300864				
UGA-43	135.00	136.00	1.00	M300865				
UGA-43	136.00	137.00	1.00	M300867				
UGA-43	137.00	138.00	1.00	M300868				
UGA-43	138.00	139.00	1.00	M300869				
UGA-43	139.00	140.00	1.00	M300871				
UGA-43	140.00	141.00	1.00	M300872				
UGA-43	141.00	142.00	1.00	M300873				
UGA-43	142.00	143.00	1.00	M300875				
UGA-43	143.00	144.00	1.00	M300876				

					Au-AA26	ME-ICP61	ME-ICP61	ME-ICP61	ME-ICP61	ME-ICP61	ME-ICP61	ME-ICP61	ME-ICP61	ME-ICP61	ME-ICP61	ME-ICP61	ME-ICP61	ME-ICP61
					Au	Ag	Al	As	Ba	Be	Bi	Ca	Cd	Co	Cr	Cu	Fe	Ga
Hole ID	From (m)	To (m)	Interval (m)	Sample Nr	ppm	ppm	%	ppm	ppm	ppm	ppm	%	ppm	ppm	ppm	ppm	%	ppm
UGA-43	144.00	145.00	1.00	M300877	0.11	2.8	3.84	137	30	1.5	<2	0.28	<0.5	11	50	12	2.84	10
UGA-43	145.00	146.00	1.00	M300878	0.27	4.3	4.25	164	20	1.6	<2	0.38	<0.5	12	50	10	2.56	10
UGA-43	146.00	147.00	1.00	M300879	0.71	2.9	3.21	94	240	1.1	<2	0.22	<0.5	6	51	10	2.56	10
UGA-43	147.00	148.00	1.00	M300880	0.07	1.9	3.83	88	40	1.2	<2	0.25	<0.5	10	51	11	2.91	10
UGA-43	148.00	149.00	1.00	M300881	0.17	2.2	3.56	145	30	1.2	<2	0.28	<0.5	10	46	8	2.62	10
UGA-43	149.00	150.00	1.00	M300882	0.16	2.8	4.29	291	280	1.2	<2	0.24	<0.5	13	54	9	3.2	10
UGA-43	150.00	151.00	1.00	M300883	1.12	9.7	4.26	459	360	1.2	2	0.33	<0.5	10	51	18	3.51	10
UGA-43	151.00	152.00	1.00	M300884	6.31	39.5	3.37	995	200	1.1	<2	0.67	<0.5	7	53	22	4.74	<10
UGA-43	152.00	153.00	1.00	M300885	14.8	50.4	2.72	1490	50	1.3	<2	0.6	<0.5	6	61	37	6.12	10
UGA-43	153.00	154.00	1.00	M300886	0.52	7.6	3.72	325	320	1.2	<2	0.27	<0.5	10	51	13	3.27	10
UGA-43	154.00	155.00	1.00	M300887	0.96	4.4	3.61	159	40	1.3	<2	0.22	<0.5	9	48	13	2.92	10
UGA-43	155.00	156.00	1.00	M300888	0.12	1.5	3.39	140	20	1.1	<2	0.26	<0.5	9	70	12	2.45	10
UGA-43	156.00	157.00	1.00	M300889	19.45	21.6	3.72	176	330	1.2	<2	0.34	<0.5	7	52	13	2.52	10
UGA-43	157.00	157.65	0.65	M300890	2.01	13.8	3.37	228	90	1.1	2	0.29	<0.5	9	43	25	4.22	10
UGA-44	0.00	1.00	1.00	M300891	0.27	6.8	5.63	60	740	0.7	<2	0.04	<0.5	10	49	25	4.27	10
UGA-44	1.00	2.00	1.00	M300892	0.58	8.1	5.11	137	740	0.9	<2	0.07	<0.5	10	46	21	2.91	10
UGA-44	2.00	3.00	1.00	M300893	1.26	16.6	3.07	236	360	0.7	<2	0.07	<0.5	9	54	27	2.71	<10
UGA-44	3.00	4.00	1.00	M300895	0.14	3.9	4.28	597	320	0.7	<2	0.07	<0.5	15	53	21	4.95	10
UGA-44	4.00	5.00	1.00	M300896	0.27	11.8	5.89	175	530	0.6	<2	0.04	<0.5	12	48	21	3.91	10
UGA-44	5.00	6.00	1.00	M300897	2.38	13.6	2.21	90	170	0.6	<2	0.06	<0.5	5	71	16	2.1	<10
UGA-44	6.00	7.00	1.00	M300898	5.56	63.7	3.08	89	370	0.7	<2	0.08	<0.5	7	63	51	1.78	<10
UGA-44	7.00	8.00	1.00	M300899	0.07	3.1	6.4	362	570	0.6	<2	0.04	0.6	23	47	23	3.64	10
UGA-44	8.00	9.00	1.00	M300900	0.06	1.9	5.45	216	340	0.6	<2	0.08	0.5	17	45	22	3.96	10
UGA-44	9.00	10.00	1.00	M300901	0.31	8.4	3.42	147	500	0.5	<2	0.09	<0.5	10	60	26	2.77	<10
UGA-44	10.00	11.00	1.00	M300902	0.29	18.2	2.54	598	290	0.6	<2	0.06	<0.5	9	55	22	3.07	<10
UGA-44	11.00	12.00	1.00	M300903	10.2	44	1.04	729	100	0.6	<2	0.06	<0.5	6	49	32	2.21	<10
UGA-44	12.00	13.00	1.00	M300905	0.12	3.2	4.25	628	430	0.7	<2	0.12	<0.5	13	57	19	3.68	<10
UGA-44	13.00	14.00	1.00	M300906	0.19	2.4	4.37	1950	200	0.7	<2	0.4	<0.5	19	51	18	6.2	<10
UGA-44	14.00	15.00	1.00	M300907	0.53	4.2	4.38	3150	100	0.7	<2	0.72	<0.5	19	53	18	6.96	10
UGA-44	15.00	16.00	1.00	M300908	0.88	26.9	4.21	2160	160	0.6	<2	0.47	0.5	21	56	23	6.16	<10
UGA-44	16.00	17.00	1.00	M300909	0.8	17.8	3.17	797	130	0.8	<2	0.38	<0.5	14	51	18	4.32	<10
UGA-44	17.00	18.00	1.00	M300911	1.92	92.8	5.28	496	570	0.8	<2	0.36	0.9	19	48	41	4.11	10
UGA-44	18.00	19.00	1.00	M300912	0.18	6.1	5.05	569	560	0.9	<2	0.37	<0.5	13	50	22	4.04	10
UGA-44	19.00	20.00	1.00	M300913	1.21	23	4.05	343	350	0.9	<2	0.53	<0.5	11	52	21	4.05	10
UGA-44	20.00	21.00	1.00	M300914	0.99	13.7	3.85	166	420	0.7	<2	0.8	<0.5	10	44	21	3.67	10
UGA-44	21.00	22.00	1.00	M300915	1.94	29.1	3.19	277	280	0.7	<2	0.23	<0.5	9	62	38	3.04	<10

					ME-ICP61	ME-ICP61	ME-ICP61	ME-ICP61	ME-ICP61	ME-ICP61	ME-ICP61	ME-ICP61	ME-ICP61	ME-ICP61	ME-ICP61	ME-ICP61	ME-ICP61	ME-ICP61
					K	La	Mg	Mn	Mo	Na	Ni	P	Pb	S	Sb	Sc	Sr	Th
Hole ID	From (m)	To (m)	Interval (m)	Sample Nr	%	ppm	%	ppm	ppm	%	ppm	ppm	ppm	%	ppm	ppm	ppm	ppm
UGA-43	144.00	145.00	1.00	M300877	1.49	20	0.39	56	9	0.02	7	1080	8	2.89	43	11	18	<20
UGA-43	145.00	146.00	1.00	M300878	1.49	20	0.38	54	7	0.02	8	1500	8	2.58	49	12	21	<20
UGA-43	146.00	147.00	1.00	M300879	1.94	10	0.27	64	5	0.04	4	1000	8	2.45	46	8	26	<20
UGA-43	147.00	148.00	1.00	M300880	1.52	20	0.38	64	4	0.02	7	1080	7	2.9	38	10	17	<20
UGA-43	148.00	149.00	1.00	M300881	1.3	10	0.32	64	7	0.02	9	1240	5	2.54	40	10	19	<20
UGA-43	149.00	150.00	1.00	M300882	2.58	20	0.38	68	4	0.04	7	1160	7	3.18	42	13	32	<20
UGA-43	150.00	151.00	1.00	M300883	2.66	20	0.3	67	12	0.05	7	1590	8	3.52	73	13	34	<20
UGA-43	151.00	152.00	1.00	M300884	1.88	10	0.2	65	47	0.04	5	2960	12	5	156	10	32	<20
UGA-43	152.00	153.00	1.00	M300885	1.06	10	0.26	79	70	0.01	7	2520	19	6.31	220	9	21	<20
UGA-43	153.00	154.00	1.00	M300886	2.2	10	0.27	70	12	0.05	8	1170	9	3.2	58	10	27	<20
UGA-43	154.00	155.00	1.00	M300887	1.41	20	0.35	56	7	0.02	9	910	8	3	57	11	19	<20
UGA-43	155.00	156.00	1.00	M300888	1.32	20	0.35	59	6	0.02	7	1120	8	2.36	42	10	18	<20
UGA-43	156.00	157.00	1.00	M300889	2.4	20	0.3	66	7	0.04	7	1430	7	2.4	53	11	24	<20
UGA-43	157.00	157.65	0.65	M300890	1.54	10	0.35	326	11	0.03	8	1370	8	3.06	64	9	21	<20
UGA-44	0.00	1.00	1.00	M300891	4.67	20	0.03	69	3	0.17	8	220	9	4.17	37	14	111	<20
UGA-44	1.00	2.00	1.00	M300892	4.7	20	0.05	53	2	0.19	6	480	8	2.56	60	13	108	<20
UGA-44	2.00	3.00	1.00	M300893	3.25	10	0.03	76	4	0.08	5	140	5	2.48	122	6	63	<20
UGA-44	3.00	4.00	1.00	M300895	3.37	20	0.03	84	4	0.07	11	430	6	5.04	80	11	82	<20
UGA-44	4.00	5.00	1.00	M300896	4.53	20	0.03	56	3	0.09	9	210	9	4.02	42	14	109	<20
UGA-44	5.00	6.00	1.00	M300897	2.13	10	0.03	81	7	0.04	4	130	6	1.7	167	5	42	<20
UGA-44	6.00	7.00	1.00	M300898	3.39	10	0.05	59	5	0.04	6	110	13	1.7	118	7	69	<20
UGA-44	7.00	8.00	1.00	M300899	5.48	30	0.04	51	2	0.04	14	260	10	3.82	49	16	124	<20
UGA-44	8.00	9.00	1.00	M300900	5.05	20	0.03	61	3	0.05	10	450	8	4.09	42	14	100	<20
UGA-44	9.00	10.00	1.00	M300901	3.86	10	0.03	75	5	0.02	7	400	6	2.56	64	8	63	<20
UGA-44	10.00	11.00	1.00	M300902	2.66	10	0.03	68	5	0.02	4	210	6	3	142	5	51	<20
UGA-44	11.00	12.00	1.00	M300903	0.96	<10	0.02	101	12	<0.01	7	100	4	1.67	289	2	28	<20
UGA-44	12.00	13.00	1.00	M300905	4.71	10	0.03	63	4	0.04	10	510	7	3.82	140	9	65	<20
UGA-44	13.00	14.00	1.00	M300906	2.9	20	0.03	77	7	0.01	16	1680	9	6.82	387	9	50	<20
UGA-44	14.00	15.00	1.00	M300907	2	20	0.03	68	7	0.01	16	3020	10	7.69	583	11	32	<20
UGA-44	15.00	16.00	1.00	M300908	3.43	20	0.02	65	6	0.01	15	2000	10	6.81	282	9	50	<20
UGA-44	16.00	17.00	1.00	M300909	1.16	10	0.03	63	7	0.01	12	1600	8	4.48	171	6	37	<20
UGA-44	17.00	18.00	1.00	M300911	5.47	20	0.03	61	5	0.04	12	1620	17	4.15	132	12	96	<20
UGA-44	18.00	19.00	1.00	M300912	4.78	20	0.06	114	3	0.05	10	1290	8	3.92	114	12	121	<20
UGA-44	19.00	20.00	1.00	M300913	4.15	20	0.08	545	5	0.04	8	2010	7	3.35	104	11	83	<20
UGA-44	20.00	21.00	1.00	M300914	3.94	10	0.63	242	4	0.03	6	790	8	3.45	65	10	114	<20
UGA-44	21.00	22.00	1.00	M300915	3.44	10	0.07	120	5	0.02	6	690	8	2.72	122	6	104	<20

					ME-ICP61	ME-ICP61	ME-ICP61	ME-ICP61	ME-ICP61	ME-ICP61	Au-SCR24	Au-AA26	Au-AA26D	Au-SCR24	Au-SCR24
					Ti	Ti	U	V	W	Zn	Au Total (+)(-) Combined	Au	Au	Au (+) Fraction	Au (-) Fraction
Hole ID	From (m)	To (m)	Interval (m)	Sample Nr	%	ppm	ppm	ppm	ppm	ppm	ppm	ppm	ppm	ppm	ppm
UGA-43	144.00	145.00	1.00	M300877	0.2	<10	<10	104	<10	43					
UGA-43	145.00	146.00	1.00	M300878	0.22	<10	<10	101	<10	34					
UGA-43	146.00	147.00	1.00	M300879	0.17	<10	<10	71	<10	43					
UGA-43	147.00	148.00	1.00	M300880	0.21	<10	<10	96	<10	33					
UGA-43	148.00	149.00	1.00	M300881	0.19	<10	<10	89	<10	26					
UGA-43	149.00	150.00	1.00	M300882	0.23	<10	<10	104	<10	28					
UGA-43	150.00	151.00	1.00	M300883	0.23	10	<10	94	<10	29					
UGA-43	151.00	152.00	1.00	M300884	0.17	20	<10	73	<10	29					
UGA-43	152.00	153.00	1.00	M300885	0.14	20	<10	69	<10	43					
UGA-43	153.00	154.00	1.00	M300886	0.19	<10	10	74	<10	38					
UGA-43	154.00	155.00	1.00	M300887	0.19	10	<10	90	<10	43					
UGA-43	155.00	156.00	1.00	M300888	0.18	10	<10	85	<10	45					
UGA-43	156.00	157.00	1.00	M300889	0.19	10	<10	71	<10	33					
UGA-43	157.00	157.65	0.65	M300890	0.18	10	<10	79	30	36					
UGA-44	0.00	1.00	1.00	M300891	0.29	<10	<10	78	10	17					
UGA-44	1.00	2.00	1.00	M300892	0.27	10	<10	85	<10	12					
UGA-44	2.00	3.00	1.00	M300893	0.15	10	<10	37	<10	18					
UGA-44	3.00	4.00	1.00	M300895	0.23	20	<10	50	<10	30					
UGA-44	4.00	5.00	1.00	M300896	0.32	20	<10	60	<10	25					
UGA-44	5.00	6.00	1.00	M300897	0.1	<10	10	19	<10	15					
UGA-44	6.00	7.00	1.00	M300898	0.15	10	<10	37	<10	38					
UGA-44	7.00	8.00	1.00	M300899	0.34	20	<10	76	<10	52					
UGA-44	8.00	9.00	1.00	M300900	0.28	20	<10	79	<10	47					
UGA-44	9.00	10.00	1.00	M300901	0.17	10	<10	43	<10	33					
UGA-44	10.00	11.00	1.00	M300902	0.11	30	<10	26	<10	21					
UGA-44	11.00	12.00	1.00	M300903	0.03	60	<10	7	<10	18					
UGA-44	12.00	13.00	1.00	M300905	0.21	40	<10	47	<10	38					
UGA-44	13.00	14.00	1.00	M300906	0.21	110	<10	54	<10	42					
UGA-44	14.00	15.00	1.00	M300907	0.23	160	<10	56	<10	37					
UGA-44	15.00	16.00	1.00	M300908	0.22	80	<10	50	<10	26					
UGA-44	16.00	17.00	1.00	M300909	0.15	40	<10	38	<10	22					
UGA-44	17.00	18.00	1.00	M300911	0.27	20	<10	73	<10	99					
UGA-44	18.00	19.00	1.00	M300912	0.26	30	<10	79	<10	54					
UGA-44	19.00	20.00	1.00	M300913	0.21	10	<10	63	<10	41					
UGA-44	20.00	21.00	1.00	M300914	0.19	10	<10	63	<10	41					
UGA-44	21.00	22.00	1.00	M300915	0.16	10	<10	37	<10	41					

					Au-SCR24	Au-SCR24	Au-SCR24	
					Au (+) mg	WT. + Frac Entire	WT. - Frac Entire	
Hole ID	From (m)	To (m)	Interval (m)	Sample Nr	mg	g	g	
UGA-43	144.00	145.00	1.00	M300877				
UGA-43	145.00	146.00	1.00	M300878				
UGA-43	146.00	147.00	1.00	M300879				
UGA-43	147.00	148.00	1.00	M300880				
UGA-43	148.00	149.00	1.00	M300881				
UGA-43	149.00	150.00	1.00	M300882				
UGA-43	150.00	151.00	1.00	M300883				
UGA-43	151.00	152.00	1.00	M300884				
UGA-43	152.00	153.00	1.00	M300885				
UGA-43	153.00	154.00	1.00	M300886				
UGA-43	154.00	155.00	1.00	M300887				
UGA-43	155.00	156.00	1.00	M300888				
UGA-43	156.00	157.00	1.00	M300889				
UGA-43	157.00	157.65	0.65	M300890				
UGA-44	0.00	1.00	1.00	M300891				
UGA-44	1.00	2.00	1.00	M300892				
UGA-44	2.00	3.00	1.00	M300893				
UGA-44	3.00	4.00	1.00	M300895				
UGA-44	4.00	5.00	1.00	M300896				
UGA-44	5.00	6.00	1.00	M300897				
UGA-44	6.00	7.00	1.00	M300898				
UGA-44	7.00	8.00	1.00	M300899				
UGA-44	8.00	9.00	1.00	M300900				
UGA-44	9.00	10.00	1.00	M300901				
UGA-44	10.00	11.00	1.00	M300902				
UGA-44	11.00	12.00	1.00	M300903				
UGA-44	12.00	13.00	1.00	M300905				
UGA-44	13.00	14.00	1.00	M300906				
UGA-44	14.00	15.00	1.00	M300907				
UGA-44	15.00	16.00	1.00	M300908				
UGA-44	16.00	17.00	1.00	M300909				
UGA-44	17.00	18.00	1.00	M300911				
UGA-44	18.00	19.00	1.00	M300912				
UGA-44	19.00	20.00	1.00	M300913				
UGA-44	20.00	21.00	1.00	M300914				
UGA-44	21.00	22.00	1.00	M300915				

					Au-AA26	ME-ICP61	ME-ICP61	ME-ICP61	ME-ICP61	ME-ICP61	ME-ICP61	ME-ICP61	ME-ICP61	ME-ICP61	ME-ICP61	ME-ICP61	ME-ICP61	ME-ICP61
					Au	Ag	Al	As	Ba	Be	Bi	Ca	Cd	Co	Cr	Cu	Fe	Ga
Hole ID	From (m)	To (m)	Interval (m)	Sample Nr	ppm	ppm	%	ppm	ppm	ppm	ppm	%	ppm	ppm	ppm	ppm	%	ppm
UGA-44	22.00	23.00	1.00	M300916	0.49	9.9	4.95	298	430	0.6	<2	0.69	<0.5	12	48	21	3.84	<10
UGA-44	23.00	24.00	1.00	M300917	0.48	8.5	4.27	821	380	0.7	<2	0.47	<0.5	11	52	19	4.52	10
UGA-44	24.00	25.00	1.00	M300918	0.77	3.4	3.19	927	230	0.6	<2	0.42	<0.5	12	54	14	3.89	<10
UGA-44	25.00	26.00	1.00	M300919	10.55	15	0.34	463	10	0.5	<2	0.12	<0.5	4	139	9	1.59	<10
UGA-44	26.00	27.00	1.00	M300921	16.6	37	0.29	206	10	0.6	<2	0.16	<0.5	1	88	15	1.08	<10
UGA-44	27.00	28.00	1.00	M300923	1.73	20.6	0.91	816	60	0.5	<2	0.47	<0.5	7	97	15	2.58	<10
UGA-44	28.00	29.00	1.00	M300924	0.26	5.6	1.86	200	130	0.6	<2	0.7	<0.5	6	63	12	2.47	<10
UGA-44	29.00	30.00	1.00	M300925	1.6	4.7	1.12	813	40	0.6	<2	0.57	<0.5	7	70	8	2.88	<10
UGA-44	30.00	31.00	1.00	M300926	0.35	4.8	3.57	92	500	0.6	<2	0.54	<0.5	10	59	16	3.14	<10
UGA-44	31.00	32.00	1.00	M300927	0.39	6.8	4.7	583	320	0.7	<2	0.3	<0.5	19	44	20	4.38	<10
UGA-44	32.00	33.00	1.00	M300928	1.38	39.4	5.52	815	520	0.7	<2	0.29	0.6	24	43	40	5.16	10
UGA-44	33.00	34.00	1.00	M300930	0.35	8.1	5.07	273	230	0.6	<2	0.41	<0.5	13	50	24	4.78	10
UGA-44	34.00	35.00	1.00	M300931	0.34	6.6	4.71	229	540	0.6	<2	0.38	<0.5	12	54	20	4.13	<10
UGA-44	35.00	36.00	1.00	M300932	0.34	6.7	4.76	1640	150	0.8	<2	0.4	<0.5	16	42	22	7.51	<10
UGA-44	36.00	37.00	1.00	M300933	0.1	5.1	5.96	221	770	0.8	<2	0.4	<0.5	15	46	22	3.04	10
UGA-44	37.00	38.00	1.00	M300934	0.18	4.6	5.3	226	560	0.6	<2	0.32	0.6	14	50	22	3.9	10
UGA-44	38.00	39.00	1.00	M300935	0.18	5.4	5.84	720	240	0.7	<2	0.47	0.9	17	52	32	5.66	10
UGA-44	39.00	40.00	1.00	M300936	0.19	6.4	6.1	661	200	0.7	<2	0.6	0.5	17	46	27	5.22	10
UGA-44	40.00	41.00	1.00	M300937	0.07	4	6.24	213	400	0.6	<2	0.39	<0.5	15	52	25	4.27	10
UGA-44	41.00	42.00	1.00	M300938	0.23	5.4	5.83	1395	270	0.7	<2	1.04	0.5	19	46	26	5.48	10
UGA-44	42.00	43.00	1.00	M300939	0.45	6	5.88	1290	140	0.8	<2	0.47	<0.5	24	45	27	5.78	10
UGA-44	43.00	44.00	1.00	M300940	0.12	3.4	6.23	701	500	1.2	<2	0.47	<0.5	17	47	27	4.22	10
UGA-44	44.00	45.00	1.00	M300941	0.07	4.5	6.63	190	500	0.8	<2	0.59	0.5	17	45	28	3.63	10
UGA-44	45.00	46.00	1.00	M300942	0.13	2.3	4.11	503	320	0.8	<2	0.45	<0.5	12	57	18	4.41	10
UGA-44	46.00	47.00	1.00	M300943	0.12	5.2	5.05	373	440	0.7	<2	0.51	<0.5	14	47	29	5.27	10
UGA-44	47.00	48.00	1.00	M300944	0.11	3.1	6.01	199	330	0.7	<2	0.22	<0.5	15	46	25	4.7	10
UGA-44	48.00	49.00	1.00	M300945	0.06	2.9	5.82	302	330	0.7	<2	0.29	<0.5	14	47	22	4.3	10
UGA-44	49.00	50.00	1.00	M300946	0.08	3.4	6.45	292	570	0.9	<2	0.32	<0.5	17	43	23	4.11	10
UGA-44	50.00	51.00	1.00	M300947	0.66	12.6	5.53	360	360	0.9	<2	0.38	0.5	13	50	34	4.32	10
UGA-44	51.00	52.00	1.00	M300948	0.27	3.7	6.87	380	190	1.7	<2	0.43	0.6	17	43	30	4.98	20
UGA-44	52.00	53.00	1.00	M300949	0.51	6.9	6.39	559	410	1.3	<2	0.33	0.5	21	47	28	6.18	10
UGA-44	53.00	54.00	1.00	M300951	1.6	3.4	8.07	242	340	1.3	<2	0.44	0.5	20	57	38	3.68	20
UGA-44	54.00	55.00	1.00	M300952	0.58	4.9	6.88	175	620	1.6	<2	0.34	0.5	17	40	33	4.49	10
UGA-44	55.00	56.00	1.00	M300953	0.3	5.9	7.9	310	580	1.2	<2	0.45	<0.5	20	40	36	4.98	20
UGA-44	56.00	57.00	1.00	M300954	2.51	22.6	8.04	487	620	1.5	<2	0.47	0.6	18	44	37	4.94	20
UGA-44	57.00	58.00	1.00	M300956	1.91	4.9	7.85	650	570	2	<2	0.38	0.5	21	46	35	4.75	10

					ME-ICP61	ME-ICP61	ME-ICP61	ME-ICP61	ME-ICP61	ME-ICP61	ME-ICP61	ME-ICP61	ME-ICP61	ME-ICP61	ME-ICP61	ME-ICP61	ME-ICP61	ME-ICP61
					K	La	Mg	Mn	Mo	Na	Ni	P	Pb	S	Sb	Sc	Sr	Th
Hole ID	From (m)	To (m)	Interval (m)	Sample Nr	%	ppm	%	ppm	ppm	%	ppm	ppm	ppm	%	ppm	ppm	ppm	ppm
UGA-44	22.00	23.00	1.00	M300916	5.26	20	0.23	165	4	0.04	8	990	9	3.83	70	11	186	<20
UGA-44	23.00	24.00	1.00	M300917	4.7	20	0.13	106	6	0.03	6	1130	9	4.51	194	8	117	<20
UGA-44	24.00	25.00	1.00	M300918	2.77	10	0.11	131	5	0.01	11	1040	6	3.71	246	6	69	<20
UGA-44	25.00	26.00	1.00	M300919	0.11	<10	0.05	148	10	<0.01	6	90	5	0.73	243	<1	15	<20
UGA-44	26.00	27.00	1.00	M300921	0.05	<10	0.06	141	6	<0.01	3	60	8	0.26	174	<1	17	<20
UGA-44	27.00	28.00	1.00	M300923	0.54	<10	0.22	166	8	<0.01	9	190	2	1.96	215	1	50	<20
UGA-44	28.00	29.00	1.00	M300924	0.94	10	0.36	309	5	<0.01	6	590	3	1.85	86	4	67	<20
UGA-44	29.00	30.00	1.00	M300925	0.1	<10	0.24	338	6	<0.01	8	810	3	2.08	238	3	41	<20
UGA-44	30.00	31.00	1.00	M300926	3.84	10	0.22	190	5	0.03	6	620	6	2.81	47	9	111	<20
UGA-44	31.00	32.00	1.00	M300927	4.88	20	0.04	65	6	0.03	15	1170	9	4.59	94	10	93	<20
UGA-44	32.00	33.00	1.00	M300928	5.81	20	0.03	93	5	0.06	18	1160	13	5.3	169	12	133	<20
UGA-44	33.00	34.00	1.00	M300930	4.96	20	0.2	171	8	0.05	7	1140	10	4.91	44	13	137	<20
UGA-44	34.00	35.00	1.00	M300931	4.94	20	0.11	115	6	0.03	8	1110	7	4.12	47	13	115	<20
UGA-44	35.00	36.00	1.00	M300932	3.1	20	0.03	56	9	0.02	16	1700	14	8.49	240	12	66	<20
UGA-44	36.00	37.00	1.00	M300933	4.64	20	0.33	187	4	0.04	10	1060	7	2.71	39	15	148	<20
UGA-44	37.00	38.00	1.00	M300934	4.54	20	0.28	183	8	0.04	10	1010	9	3.93	44	14	127	<20
UGA-44	38.00	39.00	1.00	M300935	5.31	20	0.11	112	6	0.06	16	1370	14	5.98	115	14	119	<20
UGA-44	39.00	40.00	1.00	M300936	5.05	20	0.15	108	8	0.1	9	1570	10	5.34	73	16	159	<20
UGA-44	40.00	41.00	1.00	M300937	4.94	20	0.14	173	4	0.09	8	960	10	4.52	25	17	161	<20
UGA-44	41.00	42.00	1.00	M300938	4.96	20	0.32	153	4	0.07	10	1840	9	5.69	131	16	139	<20
UGA-44	42.00	43.00	1.00	M300939	4.41	20	0.12	99	4	0.06	16	1260	10	6.26	179	15	127	<20
UGA-44	43.00	44.00	1.00	M300940	5.15	20	0.11	81	3	0.06	10	1950	10	4.2	70	16	95	<20
UGA-44	44.00	45.00	1.00	M300941	5.08	20	0.17	260	3	0.08	12	1350	10	3.58	32	18	143	<20
UGA-44	45.00	46.00	1.00	M300942	2.93	20	0.14	151	8	0.04	9	890	10	4.21	81	10	70	<20
UGA-44	46.00	47.00	1.00	M300943	5.14	20	0.2	264	4	0.04	8	790	8	5.33	39	13	115	<20
UGA-44	47.00	48.00	1.00	M300944	4.94	20	0.07	129	3	0.07	8	890	8	4.98	25	16	134	<20
UGA-44	48.00	49.00	1.00	M300945	4.78	20	0.04	77	4	0.05	8	1210	10	4.37	29	15	123	<20
UGA-44	49.00	50.00	1.00	M300946	5.03	30	0.04	196	3	0.05	10	1460	11	4.19	32	15	151	<20
UGA-44	50.00	51.00	1.00	M300947	3.67	20	0.1	173	6	0.02	7	1450	8	3.78	73	14	89	<20
UGA-44	51.00	52.00	1.00	M300948	2.66	30	0.51	853	4	0.01	9	1720	11	4.12	63	18	47	<20
UGA-44	52.00	53.00	1.00	M300949	4.25	20	0.4	1140	5	0.05	12	1150	16	5	45	16	127	<20
UGA-44	53.00	54.00	1.00	M300951	4.8	30	0.32	907	7	0.04	10	1580	11	2.3	36	21	127	<20
UGA-44	54.00	55.00	1.00	M300952	4.05	30	0.69	732	4	0.04	10	1200	12	3.08	25	19	133	<20
UGA-44	55.00	56.00	1.00	M300953	4.88	30	0.96	927	4	0.09	9	1580	10	2.7	33	21	219	<20
UGA-44	56.00	57.00	1.00	M300954	4.63	30	0.62	873	5	0.05	11	1610	13	2.26	45	21	147	<20
UGA-44	57.00	58.00	1.00	M300956	4.52	30	0.52	780	5	0.04	12	1360	12	2.5	79	20	100	<20

					ME-ICP61	ME-ICP61	ME-ICP61	ME-ICP61	ME-ICP61	ME-ICP61	Au-SCR24	Au-AA26	Au-AA26D	Au-SCR24	Au-SCR24
					Ti	Ti	U	V	W	Zn	Au Total (+)(-) Combined	Au	Au	Au (+) Fraction	Au (-) Fraction
Hole ID	From (m)	To (m)	Interval (m)	Sample Nr	%	ppm	ppm	ppm	ppm	ppm	ppm	ppm	ppm	ppm	ppm
UGA-44	22.00	23.00	1.00	M300916	0.25	10	<10	60	<10	42					
UGA-44	23.00	24.00	1.00	M300917	0.21	50	<10	50	<10	38					
UGA-44	24.00	25.00	1.00	M300918	0.15	70	<10	41	<10	30					
UGA-44	25.00	26.00	1.00	M300919	0.01	30	<10	3	<10	12					
UGA-44	26.00	27.00	1.00	M300921	<0.01	10	<10	2	<10	16					
UGA-44	27.00	28.00	1.00	M300923	0.03	50	<10	15	<10	12					
UGA-44	28.00	29.00	1.00	M300924	0.09	10	<10	36	<10	20					
UGA-44	29.00	30.00	1.00	M300925	0.05	70	<10	28	<10	17					
UGA-44	30.00	31.00	1.00	M300926	0.18	10	<10	61	<10	38					
UGA-44	31.00	32.00	1.00	M300927	0.25	30	<10	52	<10	39					
UGA-44	32.00	33.00	1.00	M300928	0.29	50	<10	81	10	63					
UGA-44	33.00	34.00	1.00	M300930	0.27	10	<10	78	10	49					
UGA-44	34.00	35.00	1.00	M300931	0.25	10	<10	63	10	45					
UGA-44	35.00	36.00	1.00	M300932	0.26	60	<10	66	10	74					
UGA-44	36.00	37.00	1.00	M300933	0.32	10	<10	110	10	58					
UGA-44	37.00	38.00	1.00	M300934	0.28	10	<10	89	10	65					
UGA-44	38.00	39.00	1.00	M300935	0.31	30	<10	81	10	51					
UGA-44	39.00	40.00	1.00	M300936	0.32	20	<10	84	10	63					
UGA-44	40.00	41.00	1.00	M300937	0.33	10	<10	104	<10	63					
UGA-44	41.00	42.00	1.00	M300938	0.31	40	<10	96	10	59					
UGA-44	42.00	43.00	1.00	M300939	0.32	60	<10	100	10	58					
UGA-44	43.00	44.00	1.00	M300940	0.34	10	<10	101	10	55					
UGA-44	44.00	45.00	1.00	M300941	0.36	10	<10	119	10	74					
UGA-44	45.00	46.00	1.00	M300942	0.22	10	<10	70	<10	45					
UGA-44	46.00	47.00	1.00	M300943	0.26	10	<10	85	<10	56					
UGA-44	47.00	48.00	1.00	M300944	0.31	10	<10	105	<10	59					
UGA-44	48.00	49.00	1.00	M300945	0.32	10	<10	96	<10	52					
UGA-44	49.00	50.00	1.00	M300946	0.34	10	<10	104	<10	63					
UGA-44	50.00	51.00	1.00	M300947	0.29	10	<10	107	<10	54					
UGA-44	51.00	52.00	1.00	M300948	0.37	10	<10	142	<10	60					
UGA-44	52.00	53.00	1.00	M300949	0.33	10	<10	120	10	56					
UGA-44	53.00	54.00	1.00	M300951	0.43	10	<10	158	10	79					
UGA-44	54.00	55.00	1.00	M300952	0.37	10	<10	140	10	70					
UGA-44	55.00	56.00	1.00	M300953	0.41	10	<10	154	10	80					
UGA-44	56.00	57.00	1.00	M300954	0.41	10	<10	159	10	87					
UGA-44	57.00	58.00	1.00	M300956	0.4	20	<10	160	10	55					

					Au-SCR24	Au-SCR24	Au-SCR24	
					Au (+) mg	WT. + Frac Entire	WT. - Frac Entire	
Hole ID	From (m)	To (m)	Interval (m)	Sample Nr	mg	g	g	
UGA-44	22.00	23.00	1.00	M300916				
UGA-44	23.00	24.00	1.00	M300917				
UGA-44	24.00	25.00	1.00	M300918				
UGA-44	25.00	26.00	1.00	M300919				
UGA-44	26.00	27.00	1.00	M300921				
UGA-44	27.00	28.00	1.00	M300923				
UGA-44	28.00	29.00	1.00	M300924				
UGA-44	29.00	30.00	1.00	M300925				
UGA-44	30.00	31.00	1.00	M300926				
UGA-44	31.00	32.00	1.00	M300927				
UGA-44	32.00	33.00	1.00	M300928				
UGA-44	33.00	34.00	1.00	M300930				
UGA-44	34.00	35.00	1.00	M300931				
UGA-44	35.00	36.00	1.00	M300932				
UGA-44	36.00	37.00	1.00	M300933				
UGA-44	37.00	38.00	1.00	M300934				
UGA-44	38.00	39.00	1.00	M300935				
UGA-44	39.00	40.00	1.00	M300936				
UGA-44	40.00	41.00	1.00	M300937				
UGA-44	41.00	42.00	1.00	M300938				
UGA-44	42.00	43.00	1.00	M300939				
UGA-44	43.00	44.00	1.00	M300940				
UGA-44	44.00	45.00	1.00	M300941				
UGA-44	45.00	46.00	1.00	M300942				
UGA-44	46.00	47.00	1.00	M300943				
UGA-44	47.00	48.00	1.00	M300944				
UGA-44	48.00	49.00	1.00	M300945				
UGA-44	49.00	50.00	1.00	M300946				
UGA-44	50.00	51.00	1.00	M300947				
UGA-44	51.00	52.00	1.00	M300948				
UGA-44	52.00	53.00	1.00	M300949				
UGA-44	53.00	54.00	1.00	M300951				
UGA-44	54.00	55.00	1.00	M300952				
UGA-44	55.00	56.00	1.00	M300953				
UGA-44	56.00	57.00	1.00	M300954				
UGA-44	57.00	58.00	1.00	M300956				

					Au-AA26	ME-ICP61	ME-ICP61	ME-ICP61	ME-ICP61	ME-ICP61	ME-ICP61	ME-ICP61	ME-ICP61	ME-ICP61	ME-ICP61	ME-ICP61	ME-ICP61	ME-ICP61
					Au	Ag	Al	As	Ba	Be	Bi	Ca	Cd	Co	Cr	Cu	Fe	Ga
Hole ID	From (m)	To (m)	Interval (m)	Sample Nr	ppm	ppm	%	ppm	ppm	ppm	ppm	%	ppm	ppm	ppm	ppm	%	ppm
UGA-44	58.00	59.00	1.00	M300957	0.21	1.1	8.71	193	700	1.7	<2	0.92	0.5	23	44	37	6.3	20
UGA-44	59.00	60.00	1.00	M300958	0.45	1.1	9.47	248	710	2.1	<2	0.5	0.5	24	47	47	4.25	20
UGA-44	60.00	61.00	1.00	M300959	0.12	1.8	8.46	156	660	1.7	<2	0.9	0.5	22	46	38	5.93	20
UGA-44	61.00	62.00	1.00	M300960	0.09	0.9	8.61	178	690	1.8	<2	0.95	0.6	22	45	39	5.2	20
UGA-44	62.00	63.00	1.00	M300961	0.07	0.8	8.53	99	690	1.4	<2	1.36	0.6	22	43	38	5.57	20
UGA-44	63.00	64.00	1.00	M300962	0.21	0.7	8.55	148	690	1.8	<2	0.56	0.7	23	46	43	4.78	20
UGA-44	64.00	65.00	1.00	M300963	1.35	2.8	8.62	284	660	1.7	<2	0.9	0.6	20	44	40	4.79	20
UGA-44	65.00	66.00	1.00	M300964	0.48	3.2	7.26	436	540	1	<2	0.64	0.5	18	42	31	4.47	10
UGA-44	66.00	67.00	1.00	M300965	0.24	1.9	6.77	223	650	1	<2	0.29	<0.5	18	46	27	4.36	10
UGA-44	67.00	68.00	1.00	M300966	0.34	6.5	7.04	620	360	1.3	<2	0.32	0.6	19	46	28	5.03	10
UGA-44	68.00	69.00	1.00	M300967	0.22	2.9	6.79	294	610	1.2	<2	0.32	<0.5	18	45	28	4.07	10
UGA-44	69.00	70.00	1.00	M300968	0.34	6.8	6.8	220	610	1.3	<2	0.3	0.5	17	45	30	4.79	10
UGA-44	70.00	71.00	1.00	M300969	0.19	2.9	7.37	244	530	1.2	<2	0.33	0.5	20	47	29	4.43	10
UGA-44	71.00	72.00	1.00	M300971	0.37	2.3	6.34	274	560	1.1	<2	0.27	<0.5	18	44	25	3.83	10
UGA-44	72.00	73.00	1.00	M300972	0.33	3.1	6.07	323	600	0.7	<2	0.25	<0.5	16	48	30	3.48	10
UGA-44	73.00	74.00	1.00	M300973	0.37	3.5	5.53	375	430	0.9	<2	0.22	<0.5	15	47	25	4.02	10
UGA-44	74.00	75.00	1.00	M300974	0.4	4.1	6.32	421	340	1	<2	0.25	<0.5	18	49	25	4.35	10
UGA-44	75.00	76.00	1.00	M300975	0.38	2.7	6.17	422	640	0.9	<2	0.24	<0.5	15	46	31	4.06	10
UGA-44	76.00	77.00	1.00	M300976	0.34	1.4	6.48	421	490	1.1	<2	0.26	<0.5	17	43	25	3.69	10
UGA-44	77.00	78.00	1.00	M300977	0.54	2.5	6.41	456	340	1.6	<2	0.24	<0.5	19	40	35	2.95	10
UGA-44	78.00	79.00	1.00	M300978	0.32	3.1	6.81	414	520	1.4	<2	0.28	<0.5	17	41	37	4.24	10
UGA-44	79.00	80.00	1.00	M300979	0.16	1.7	6.32	219	670	1.3	<2	0.29	<0.5	18	47	27	4.14	10
UGA-44	80.00	81.00	1.00	M300980	1.59	19.7	5.2	343	540	1.1	<2	0.23	<0.5	14	52	31	3.47	10
UGA-44	81.00	82.00	1.00	M300981	1.37	19.3	5.68	489	630	1.2	<2	0.26	<0.5	17	54	33	2.79	10
UGA-44	82.00	83.00	1.00	M300982	0.32	4.4	4.51	439	610	0.7	<2	0.18	<0.5	11	56	21	3.35	10
UGA-44	83.00	84.00	1.00	M300983	0.09	1.2	3.05	176	310	0.8	<2	0.2	<0.5	8	68	9	2.44	10
UGA-44	84.00	85.00	1.00	M300985	0.28	12.6	2.06	187	40	0.6	<2	0.19	<0.5	6	68	15	2.57	<10
UGA-44	85.00	86.00	1.00	M300986	0.73	20.4	1.72	984	60	0.5	<2	0.26	<0.5	5	59	16	4.5	<10
UGA-44	86.00	87.00	1.00	M300988	0.53	18	1.12	482	60	0.5	<2	0.48	<0.5	2	63	10	2.68	<10
UGA-44	87.00	88.00	1.00	M300989	1.21	38.6	1.09	1505	10	0.5	<2	0.3	<0.5	3	49	20	6.06	<10
UGA-44	88.00	89.00	1.00	M300990	4.56	89.3	0.44	4170	10	<0.5	<2	0.32	<0.5	1	70	47	8	<10
UGA-44	89.00	90.00	1.00	M300991	0.48	12.7	0.44	395	<10	0.5	<2	0.18	<0.5	<1	107	13	2.14	<10
UGA-44	90.00	91.00	1.00	M300992	0.85	17.6	1.29	604	60	0.5	<2	0.16	<0.5	4	85	14	3.09	<10
UGA-44	91.00	92.00	1.00	M300993	0.18	3.6	2.13	199	240	0.5	<2	0.77	<0.5	5	84	9	2.67	<10
UGA-44	92.00	93.00	1.00	M300994	1.19	18.5	1.35	321	110	0.6	<2	0.37	<0.5	3	70	12	2.53	<10
UGA-44	93.00	94.00	1.00	M300995	2.56	10.8	0.82	293	30	0.5	<2	1.14	<0.5	2	84	9	2.14	<10

					ME-ICP61	ME-ICP61	ME-ICP61	ME-ICP61	ME-ICP61	ME-ICP61	ME-ICP61	ME-ICP61	ME-ICP61	ME-ICP61	ME-ICP61	ME-ICP61	ME-ICP61	ME-ICP61
					K	La	Mg	Mn	Mo	Na	Ni	P	Pb	S	Sb	Sc	Sr	Th
Hole ID	From (m)	To (m)	Interval (m)	Sample Nr	%	ppm	%	ppm	ppm	%	ppm	ppm	ppm	%	ppm	ppm	ppm	ppm
UGA-44	58.00	59.00	1.00	M300957	4.94	30	1.94	1520	2	0.26	12	1250	12	0.67	16	23	174	<20
UGA-44	59.00	60.00	1.00	M300958	5.08	40	0.45	1005	3	0.06	12	1530	15	0.87	32	24	114	<20
UGA-44	60.00	61.00	1.00	M300959	4.88	30	1.8	1435	3	0.24	13	1240	12	1.54	17	22	146	<20
UGA-44	61.00	62.00	1.00	M300960	5.36	30	2.23	965	2	0.24	12	1240	12	1.33	16	23	138	<20
UGA-44	62.00	63.00	1.00	M300961	5.17	30	2.91	821	2	0.41	11	1230	13	0.89	11	22	172	<20
UGA-44	63.00	64.00	1.00	M300962	4.72	30	1.01	1010	2	0.09	14	1400	14	1.36	22	22	125	<20
UGA-44	64.00	65.00	1.00	M300963	4.88	30	0.76	999	3	0.14	11	1440	11	1.81	18	23	150	<20
UGA-44	65.00	66.00	1.00	M300964	5.24	30	0.32	573	6	0.06	12	1900	13	3.65	35	18	137	<20
UGA-44	66.00	67.00	1.00	M300965	5	30	0.35	896	6	0.05	11	1110	8	2.36	29	18	123	<20
UGA-44	67.00	68.00	1.00	M300966	4.74	30	0.32	961	6	0.03	11	1170	12	3.35	78	19	110	<20
UGA-44	68.00	69.00	1.00	M300967	4.94	30	0.35	794	4	0.04	10	1090	7	2.34	43	18	137	<20
UGA-44	69.00	70.00	1.00	M300968	4.79	30	0.76	865	3	0.04	9	1040	11	2.32	41	19	131	<20
UGA-44	70.00	71.00	1.00	M300969	4.64	30	0.53	635	5	0.04	12	1160	10	2.38	41	19	127	<20
UGA-44	71.00	72.00	1.00	M300971	5.32	10	0.33	630	7	0.05	11	1020	10	2.45	1305	18	110	<20
UGA-44	72.00	73.00	1.00	M300972	4.75	10	0.31	328	6	0.07	10	1020	8	2.45	65	17	116	<20
UGA-44	73.00	74.00	1.00	M300973	5.84	10	0.18	316	6	0.07	10	880	8	3.26	1345	15	98	<20
UGA-44	74.00	75.00	1.00	M300974	4.86	10	0.21	350	9	0.08	12	970	13	3.61	226	17	110	<20
UGA-44	75.00	76.00	1.00	M300975	5.55	10	0.2	334	4	0.06	9	950	10	3.23	268	16	109	<20
UGA-44	76.00	77.00	1.00	M300976	6.07	10	0.2	318	8	0.08	11	1010	8	3.01	68	14	87	<20
UGA-44	77.00	78.00	1.00	M300977	4.04	20	0.28	88	11	0.05	12	950	11	2.91	201	17	59	<20
UGA-44	78.00	79.00	1.00	M300978	5.27	20	0.49	483	4	0.09	11	1050	9	2.68	70	19	114	<20
UGA-44	79.00	80.00	1.00	M300979	5.52	10	0.54	781	4	0.09	11	990	10	2.61	38	17	121	<20
UGA-44	80.00	81.00	1.00	M300980	4.48	10	0.27	452	6	0.06	10	850	13	2.28	88	13	73	<20
UGA-44	81.00	82.00	1.00	M300981	5.1	10	0.23	147	5	0.07	10	1020	12	2.37	88	14	73	<20
UGA-44	82.00	83.00	1.00	M300982	4.72	10	0.11	430	5	0.05	9	700	8	2.37	72	10	84	<20
UGA-44	83.00	84.00	1.00	M300983	2.06	<10	0.13	166	6	0.03	7	480	3	1.86	96	8	47	<20
UGA-44	84.00	85.00	1.00	M300985	0.36	<10	0.08	220	9	0.03	7	450	6	1.8	237	4	30	<20
UGA-44	85.00	86.00	1.00	M300986	0.48	<10	0.12	140	13	0.03	5	370	4	3.98	148	3	44	<20
UGA-44	86.00	87.00	1.00	M300988	0.41	<10	0.16	143	11	0.03	3	900	2	2.04	111	2	79	<20
UGA-44	87.00	88.00	1.00	M300989	0.06	<10	0.16	183	21	0.03	5	340	10	5.3	177	2	34	<20
UGA-44	88.00	89.00	1.00	M300990	0.05	<10	0.04	155	52	0.02	4	1240	24	7.31	400	1	13	<20
UGA-44	89.00	90.00	1.00	M300991	0.03	<10	0.06	148	12	0.03	3	560	2	1.3	533	<1	34	<20
UGA-44	90.00	91.00	1.00	M300992	0.39	<10	0.05	152	19	0.03	7	420	6	2.39	166	2	50	<20
UGA-44	91.00	92.00	1.00	M300993	1.63	<10	0.46	231	10	0.04	5	640	4	1.71	93	5	82	<20
UGA-44	92.00	93.00	1.00	M300994	0.76	<10	0.17	163	13	0.04	5	400	5	1.9	189	3	41	<20
UGA-44	93.00	94.00	1.00	M300995	0.12	<10	0.54	235	12	0.04	2	390	4	1.13	176	1	43	<20

					ME-ICP61	ME-ICP61	ME-ICP61	ME-ICP61	ME-ICP61	ME-ICP61	Au-SCR24	Au-AA26	Au-AA26D	Au-SCR24	Au-SCR24
					Ti	Ti	U	V	W	Zn	Au Total (+)(-) Combined	Au	Au	Au (+) Fraction	Au (-) Fraction
Hole ID	From (m)	To (m)	Interval (m)	Sample Nr	%	ppm	ppm	ppm	ppm	ppm	ppm	ppm	ppm	ppm	ppm
UGA-44	58.00	59.00	1.00	M300957	0.45	10	<10	160	<10	85					
UGA-44	59.00	60.00	1.00	M300958	0.48	10	<10	180	10	76					
UGA-44	60.00	61.00	1.00	M300959	0.44	10	<10	159	<10	83					
UGA-44	61.00	62.00	1.00	M300960	0.44	10	<10	162	<10	84					
UGA-44	62.00	63.00	1.00	M300961	0.44	10	<10	163	<10	77					
UGA-44	63.00	64.00	1.00	M300962	0.43	10	<10	161	10	74					
UGA-44	64.00	65.00	1.00	M300963	0.44	10	<10	165	10	80					
UGA-44	65.00	66.00	1.00	M300964	0.38	10	<10	131	10	71					
UGA-44	66.00	67.00	1.00	M300965	0.35	10	<10	129	<10	60					
UGA-44	67.00	68.00	1.00	M300966	0.37	10	<10	139	<10	62					
UGA-44	68.00	69.00	1.00	M300967	0.36	10	<10	135	<10	62					
UGA-44	69.00	70.00	1.00	M300968	0.35	10	<10	135	10	70					
UGA-44	70.00	71.00	1.00	M300969	0.39	10	<10	150	10	67					
UGA-44	71.00	72.00	1.00	M300971	0.34	10	<10	138	<10	57					
UGA-44	72.00	73.00	1.00	M300972	0.32	10	<10	125	<10	57					
UGA-44	73.00	74.00	1.00	M300973	0.29	10	<10	116	<10	52					
UGA-44	74.00	75.00	1.00	M300974	0.34	10	<10	130	<10	49					
UGA-44	75.00	76.00	1.00	M300975	0.33	10	<10	118	<10	57					
UGA-44	76.00	77.00	1.00	M300976	0.35	10	<10	118	<10	60					
UGA-44	77.00	78.00	1.00	M300977	0.36	10	<10	135	<10	69					
UGA-44	78.00	79.00	1.00	M300978	0.37	10	<10	131	<10	67					
UGA-44	79.00	80.00	1.00	M300979	0.34	10	<10	136	<10	58					
UGA-44	80.00	81.00	1.00	M300980	0.27	10	<10	101	<10	67					
UGA-44	81.00	82.00	1.00	M300981	0.3	10	<10	114	<10	76					
UGA-44	82.00	83.00	1.00	M300982	0.23	10	<10	77	<10	47					
UGA-44	83.00	84.00	1.00	M300983	0.16	<10	<10	73	<10	24					
UGA-44	84.00	85.00	1.00	M300985	0.1	<10	<10	38	<10	59					
UGA-44	85.00	86.00	1.00	M300986	0.09	10	<10	27	<10	20					
UGA-44	86.00	87.00	1.00	M300988	0.04	10	<10	23	<10	15					
UGA-44	87.00	88.00	1.00	M300989	0.05	10	<10	18	<10	14					
UGA-44	88.00	89.00	1.00	M300990	0.01	50	<10	11	<10	22					
UGA-44	89.00	90.00	1.00	M300991	0.01	<10	<10	10	<10	13					
UGA-44	90.00	91.00	1.00	M300992	0.06	10	<10	17	<10	16					
UGA-44	91.00	92.00	1.00	M300993	0.1	<10	<10	34	<10	16					
UGA-44	92.00	93.00	1.00	M300994	0.06	10	<10	21	<10	12					
UGA-44	93.00	94.00	1.00	M300995	0.03	<10	<10	14	<10	20					

					Au-SCR24	Au-SCR24	Au-SCR24	
					Au (+) mg	WT. + Frac Entire	WT. - Frac Entire	
Hole ID	From (m)	To (m)	Interval (m)	Sample Nr	mg	g	g	
UGA-44	58.00	59.00	1.00	M300957				
UGA-44	59.00	60.00	1.00	M300958				
UGA-44	60.00	61.00	1.00	M300959				
UGA-44	61.00	62.00	1.00	M300960				
UGA-44	62.00	63.00	1.00	M300961				
UGA-44	63.00	64.00	1.00	M300962				
UGA-44	64.00	65.00	1.00	M300963				
UGA-44	65.00	66.00	1.00	M300964				
UGA-44	66.00	67.00	1.00	M300965				
UGA-44	67.00	68.00	1.00	M300966				
UGA-44	68.00	69.00	1.00	M300967				
UGA-44	69.00	70.00	1.00	M300968				
UGA-44	70.00	71.00	1.00	M300969				
UGA-44	71.00	72.00	1.00	M300971				
UGA-44	72.00	73.00	1.00	M300972				
UGA-44	73.00	74.00	1.00	M300973				
UGA-44	74.00	75.00	1.00	M300974				
UGA-44	75.00	76.00	1.00	M300975				
UGA-44	76.00	77.00	1.00	M300976				
UGA-44	77.00	78.00	1.00	M300977				
UGA-44	78.00	79.00	1.00	M300978				
UGA-44	79.00	80.00	1.00	M300979				
UGA-44	80.00	81.00	1.00	M300980				
UGA-44	81.00	82.00	1.00	M300981				
UGA-44	82.00	83.00	1.00	M300982				
UGA-44	83.00	84.00	1.00	M300983				
UGA-44	84.00	85.00	1.00	M300985				
UGA-44	85.00	86.00	1.00	M300986				
UGA-44	86.00	87.00	1.00	M300988				
UGA-44	87.00	88.00	1.00	M300989				
UGA-44	88.00	89.00	1.00	M300990				
UGA-44	89.00	90.00	1.00	M300991				
UGA-44	90.00	91.00	1.00	M300992				
UGA-44	91.00	92.00	1.00	M300993				
UGA-44	92.00	93.00	1.00	M300994				
UGA-44	93.00	94.00	1.00	M300995				

					Au-AA26	ME-ICP61	ME-ICP61	ME-ICP61	ME-ICP61	ME-ICP61	ME-ICP61	ME-ICP61	ME-ICP61	ME-ICP61	ME-ICP61	ME-ICP61	ME-ICP61	ME-ICP61
					Au	Ag	Al	As	Ba	Be	Bi	Ca	Cd	Co	Cr	Cu	Fe	Ga
Hole ID	From (m)	To (m)	Interval (m)	Sample Nr	ppm	ppm	%	ppm	ppm	ppm	ppm	%	ppm	ppm	ppm	ppm	%	ppm
UGA-44	94.00	95.00	1.00	M300996	0.28	2.8	1.88	286	50	0.6	<2	0.29	<0.5	6	60	11	3.15	<10
UGA-44	95.00	96.00	1.00	M300997	0.15	2	2.11	193	170	0.6	<2	0.49	<0.5	6	64	12	2.83	<10
UGA-44	96.00	97.00	1.00	M300998	0.18	1.8	1.54	168	30	0.5	<2	0.54	<0.5	4	70	9	2.34	<10
UGA-44	97.00	98.00	1.00	M301000	0.33	1.6	1.81	260	10	0.6	<2	0.2	<0.5	5	99	11	2.3	10
UGA-44	98.00	99.00	1.00	M301001	0.18	0.7	1.77	157	20	0.7	<2	0.13	<0.5	5	68	9	2.23	<10
UGA-44	99.00	100.00	1.00	M301002	0.17	1.1	1.44	141	10	0.6	<2	0.36	<0.5	4	84	10	2.42	<10
UGA-44	100.00	101.00	1.00	M301003	0.41	1.5	1.43	114	20	0.6	<2	0.99	<0.5	5	68	9	2.07	<10
UGA-44	101.00	102.00	1.00	M301004	0.53	4.9	3.37	260	70	1.3	<2	0.77	<0.5	7	47	16	3.35	10
UGA-44	102.00	103.00	1.00	M301005	0.69	4	5.82	92	190	1.5	<2	1.52	<0.5	12	35	21	4.14	10
UGA-44	103.00	104.00	1.00	M301006	1.34	2.9	4.74	103	120	1.5	<2	0.2	<0.5	12	59	29	3.29	10
UGA-44	104.00	105.00	1.00	M301007	0.42	2.8	6.96	247	200	1.9	<2	0.23	<0.5	16	26	57	4.37	20
UGA-44	105.00	106.00	1.00	M301008	0.32	2.9	4.13	490	90	1.6	<2	0.12	<0.5	11	25	15	3.55	10
UGA-44	106.00	107.00	1.00	M301009	0.24	1.6	3.04	453	90	1.2	<2	0.09	<0.5	6	17	7	2.65	10
UGA-44	107.00	108.00	1.00	M301010	0.02	<0.5	4.85	51	110	1.9	<2	0.33	<0.5	14	53	31	4.77	10

					ME-ICP61	ME-ICP61	ME-ICP61	ME-ICP61	ME-ICP61	ME-ICP61	ME-ICP61	ME-ICP61	ME-ICP61	ME-ICP61	ME-ICP61	ME-ICP61	ME-ICP61	ME-ICP61
					K	La	Mg	Mn	Mo	Na	Ni	P	Pb	S	Sb	Sc	Sr	Th
Hole ID	From (m)	To (m)	Interval (m)	Sample Nr	%	ppm	%	ppm	ppm	%	ppm	ppm	ppm	%	ppm	ppm	ppm	ppm
UGA-44	94.00	95.00	1.00	M300996	0.43	<10	0.09	169	11	0.04	7	800	5	2.48	788	2	72	<20
UGA-44	95.00	96.00	1.00	M300997	0.94	<10	0.2	323	8	0.04	5	510	6	1.94	113	5	55	<20
UGA-44	96.00	97.00	1.00	M300998	0.19	<10	0.27	266	8	0.02	6	560	3	1.46	111	3	36	<20
UGA-44	97.00	98.00	1.00	M301000	0.1	<10	0.07	149	13	0.02	8	520	6	1.64	101	2	22	<20
UGA-44	98.00	99.00	1.00	M301001	0.26	<10	0.09	159	10	0.03	5	490	4	1.59	102	4	96	<20
UGA-44	99.00	100.00	1.00	M301002	0.07	<10	0.16	265	10	0.03	5	490	3	1.5	110	3	33	<20
UGA-44	100.00	101.00	1.00	M301003	0.16	<10	0.58	284	8	0.03	5	490	3	1.38	99	3	66	<20
UGA-44	101.00	102.00	1.00	M301004	1.04	<10	0.5	285	11	0.02	8	800	10	2.91	82	9	30	<20
UGA-44	102.00	103.00	1.00	M301005	2.14	10	1.01	563	6	0.04	8	1000	12	3.44	45	16	37	<20
UGA-44	103.00	104.00	1.00	M301006	1.76	<10	0.34	183	8	0.04	8	1060	9	2.91	83	13	12	<20
UGA-44	104.00	105.00	1.00	M301007	2.92	10	0.53	74	3	0.02	9	870	15	4.6	46	19	10	<20
UGA-44	105.00	106.00	1.00	M301008	1.62	10	0.29	57	36	0.02	7	540	17	3.63	99	12	85	<20
UGA-44	106.00	107.00	1.00	M301009	1.2	<10	0.19	49	56	0.02	8	350	22	2.67	100	6	17	<20
UGA-44	107.00	108.00	1.00	M301010	1.97	10	0.4	3210	3	0.02	10	950	5	0.98	55	14	13	<20

					ME-ICP61	ME-ICP61	ME-ICP61	ME-ICP61	ME-ICP61	ME-ICP61	Au-SCR24	Au-AA26	Au-AA26D	Au-SCR24	Au-SCR24
					Ti	Ti	U	V	W	Zn	Au Total (+)(-) Combined	Au	Au	Au (+) Fraction	Au (-) Fraction
Hole ID	From (m)	To (m)	Interval (m)	Sample Nr	%	ppm	ppm	ppm	ppm	ppm	ppm	ppm	ppm	ppm	ppm
UGA-44	94.00	95.00	1.00	M300996	0.1	<10	<10	22	<10	25					
UGA-44	95.00	96.00	1.00	M300997	0.11	10	<10	27	<10	36					
UGA-44	96.00	97.00	1.00	M300998	0.07	<10	<10	27	<10	18					
UGA-44	97.00	98.00	1.00	M301000	0.08	<10	<10	31	<10	26					
UGA-44	98.00	99.00	1.00	M301001	0.08	10	<10	43	<10	26					
UGA-44	99.00	100.00	1.00	M301002	0.07	<10	<10	36	<10	20					
UGA-44	100.00	101.00	1.00	M301003	0.07	<10	<10	30	<10	19					
UGA-44	101.00	102.00	1.00	M301004	0.18	10	<10	91	<10	38					
UGA-44	102.00	103.00	1.00	M301005	0.32	<10	<10	145	<10	34					
UGA-44	103.00	104.00	1.00	M301006	0.27	10	<10	99	<10	42					
UGA-44	104.00	105.00	1.00	M301007	0.43	10	<10	138	<10	66					
UGA-44	105.00	106.00	1.00	M301008	0.24	20	<10	88	<10	53					
UGA-44	106.00	107.00	1.00	M301009	0.15	10	<10	53	<10	30					
UGA-44	107.00	108.00	1.00	M301010	0.25	10	<10	103	<10	65					

					Au-SCR24	Au-SCR24	Au-SCR24	
					Au (+) mg	WT. + Frac Entire	WT. - Frac Entire	
Hole ID	From (m)	To (m)	Interval (m)	Sample Nr	mg	g	g	
UGA-44	94.00	95.00	1.00	M300996				
UGA-44	95.00	96.00	1.00	M300997				
UGA-44	96.00	97.00	1.00	M300998				
UGA-44	97.00	98.00	1.00	M301000				
UGA-44	98.00	99.00	1.00	M301001				
UGA-44	99.00	100.00	1.00	M301002				
UGA-44	100.00	101.00	1.00	M301003				
UGA-44	101.00	102.00	1.00	M301004				
UGA-44	102.00	103.00	1.00	M301005				
UGA-44	103.00	104.00	1.00	M301006				
UGA-44	104.00	105.00	1.00	M301007				
UGA-44	105.00	106.00	1.00	M301008				
UGA-44	106.00	107.00	1.00	M301009				
UGA-44	107.00	108.00	1.00	M301010				