

## ASX Announcement

3 February 2023

### INVESTOR PRESENTATION

The Board of Directors of Newfield Resources Limited (**Newfield** or **Company**) (ASX: **NWF**) started the year with a site visit to the Company's flagship Tongo Diamond Project in Sierra Leone to review the progress of mine development, meet management and staff, as well as key stakeholders in the country.



Following the site visit, the Directors will also be attending the Mining Indaba in Cape Town, South Africa from 6 to 9 February 2023. The investor presentation that will be used at the Mining Indaba follows this cover page.

**AUTHORISED BY  
THE BOARD OF DIRECTORS**



NEWFIELD  
RESOURCES LIMITED

# Tongo Diamond Mine Sierra Leone

## Corporate Presentation

February 2022

ASX: NWF

[NEWFIELDRESOURCES.COM.AU](http://NEWFIELDRESOURCES.COM.AU)





# Important Notices



## Disclaimer

This presentation has been prepared by Newfield Resources Limited (Newfield or the Company). This document contains background information about Newfield current at the date of this presentation. The presentation is in summary form and does not purport to be all inclusive or complete. Recipients should conduct their own investigations and perform their own analysis in order to satisfy themselves as to the accuracy and completeness of the information, statements and opinions contained in this presentation.

This presentation is for information purposes only. Neither this presentation nor the information in it constitutes an offer, invitation, solicitation or recommendation in relation to the purchase or sale of shares in any jurisdiction. This presentation may not be distributed in any jurisdiction except in accordance with the legal requirements applicable in such jurisdictions. Recipients should inform themselves of the restrictions that apply in their own jurisdiction. A failure to do so may result in a violation of securities laws in such a jurisdiction.

This presentation does not constitute investment advice and has been prepared without taking into account the recipient's investment objectives, financial circumstances or particular needs and the opinions and recommendations in this presentation are not intended to represent recommendations of particular investments to particular persons. Recipients should seek professional advice when deciding if an investment is appropriate. All securities transactions involve risks, which include (among others) the risk of adverse or unanticipated market, financial or political developments.

To the fullest extent permitted by law, Newfield and its officers, employees, agents and advisers do not make any representation or warranty, express or implied, as to the currency, accuracy, reliability or completeness of any information, statements, opinions, estimates, forecasts or other representations contained in this presentation. No responsibility for any errors or omissions from this presentation arising out of negligence or otherwise is accepted.

This presentation includes forward looking statements. Newfield has concluded that it has a reasonable basis for providing the forward looking statements, including the production target and forecast financial information, included in this presentation. Forward looking statements are only predictions and are subject to risks, uncertainties and assumptions which are outside the control of Newfield. Actual values, results or events may be materially different to those expressed or implied in this presentation. Given these uncertainties, recipients are cautioned not to place reliance on forward looking statements. Any forward looking statements in this presentation speak only at the date of issue of this presentation. Subject to any continuing obligations under any applicable law and the ASX Listing Rules, Newfield does not undertake any obligation to update or revise any information or any of the forward looking statements in this presentation of any changes in events, conditions or circumstances on which any such forward looking statement is based.

## Competent Persons' Statement

The information in this presentation has been reviewed and compiled by Karl Smithson, Executive Director of Newfield and Chief Executive Officer of Newfield's subsidiary company Sierra Diamonds Limited, a qualified geologist and Fellow of the Institute of Materials, Metals, Mining, with 30 years' experience in the diamond and natural resources sector. Mr Smithson has sufficient experience which is relevant to the style of mineralization and type of deposit under consideration and to the activity which he is undertaking, to qualify as a Competent Person as defined in the 2012 Edition of the "Australasian Code for Reporting of Exploration Results, Mineral Resources and Ore Reserves". Mr Smithson consents to the inclusion in this presentation of this information in the form and context in which it appears.

## Mineral Resource and Ore Reserve Estimates

Information included in this presentation that relates to the diamond Resource and Reserve estimate is extracted from Newfield's ASX announcement dated 26 November 2018 titled "7.4 million carats Resource for the Tongo Diamond Project", as amended by the ASX announcement dated 28 November 2018 titled "Revised Announcement and Retraction of Valuation References", ASX announcement dated 9 May 2019 titled "Tongo Ore Reserve Estimate and FEED Study Outcomes" and ASX announcement dated 27 January 2021 titled "Increase in Diamond Resource to 8.3 million carats". Newfield confirms that it is not aware of any new information or data that materially affects the information included in the original market announcements and that all the material assumptions and technical parameters underpinning the estimates in the original market announcements continue to apply and have not materially changed.

Information included in this presentation that relates to the Ore Reserve estimate for the Kundu and Lando dykes is based on and fairly represents information and supporting documentation prepared by Michael Lynn, who is a Fellow of the Geological Society of South Africa, and a registered scientist with the South African Council for Scientific Professions. Mr Lynn has provided his prior written consent to the form and context in which the Ore Reserve estimate for the Kundu and Lando dykes and the supporting information are presented in this presentation.



# Operational Highlights (to end 2022)

Newfield's vision is to be a successful diamond mining Company focused on positive environmental and social outcomes



Indicated and inferred diamond resource of 8.3 million carats<sup>(1)</sup>

Probable reserves of 1.1 million carats<sup>(2)</sup>

Underground development of >1,979m  
78,000 waste tonnes and 2,200 ore tonnes produced from first mine level

7,800 carats produced in 2022

Recovered mine grades exceeding resource model by average of 25%

First diamond sale of 5,100 carats achieved average price of US\$262 per carat

which exceeds the modelled reserve diamond price of US\$222<sup>(3)</sup> per carat by 18%

Note(s): (1) Resource at +1.00mm cut-off; (2) Reserve at 1.18mm cut-off (3) modelled price at +1.18mm cut-off



# Substantial Diamond Resource

See Appendix for detailed Resource and Reserve tables



**8.3**  
million carats  
JORC  
Resource

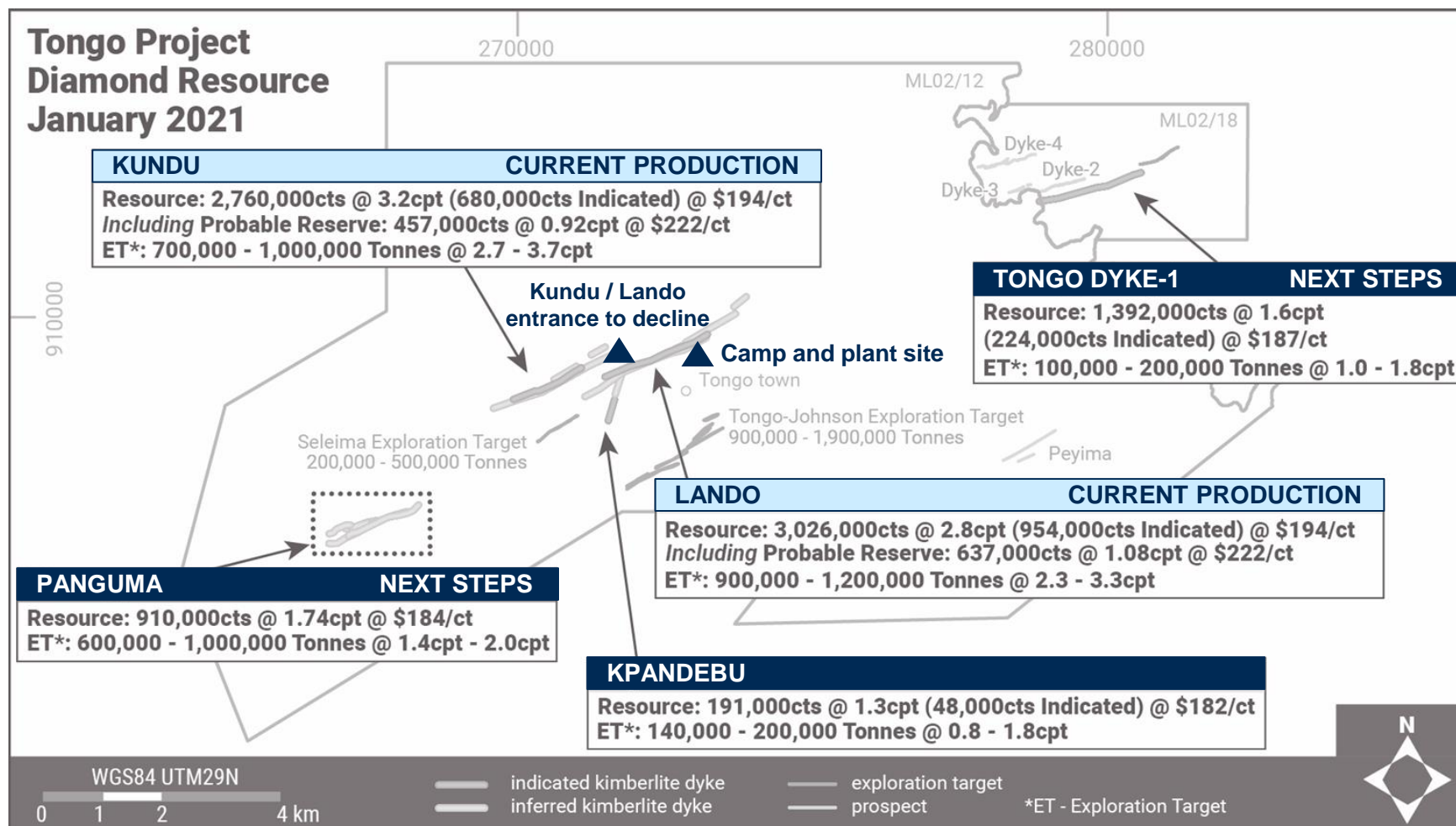
**1.1**  
million carats  
JORC Reserve

**5**  
of 11 kimberlites  
in Resource, all  
diamondiferous

Resources  
delineated  
mostly to 230m  
depth

The mine commenced with a central decline to access both Kundo and Lando kimberlites. The camp and plant site is located less than 2km from the decline.

Technical studies to be undertaken to bring Tongo Dyke-1 and Panguma into the future mine plan.

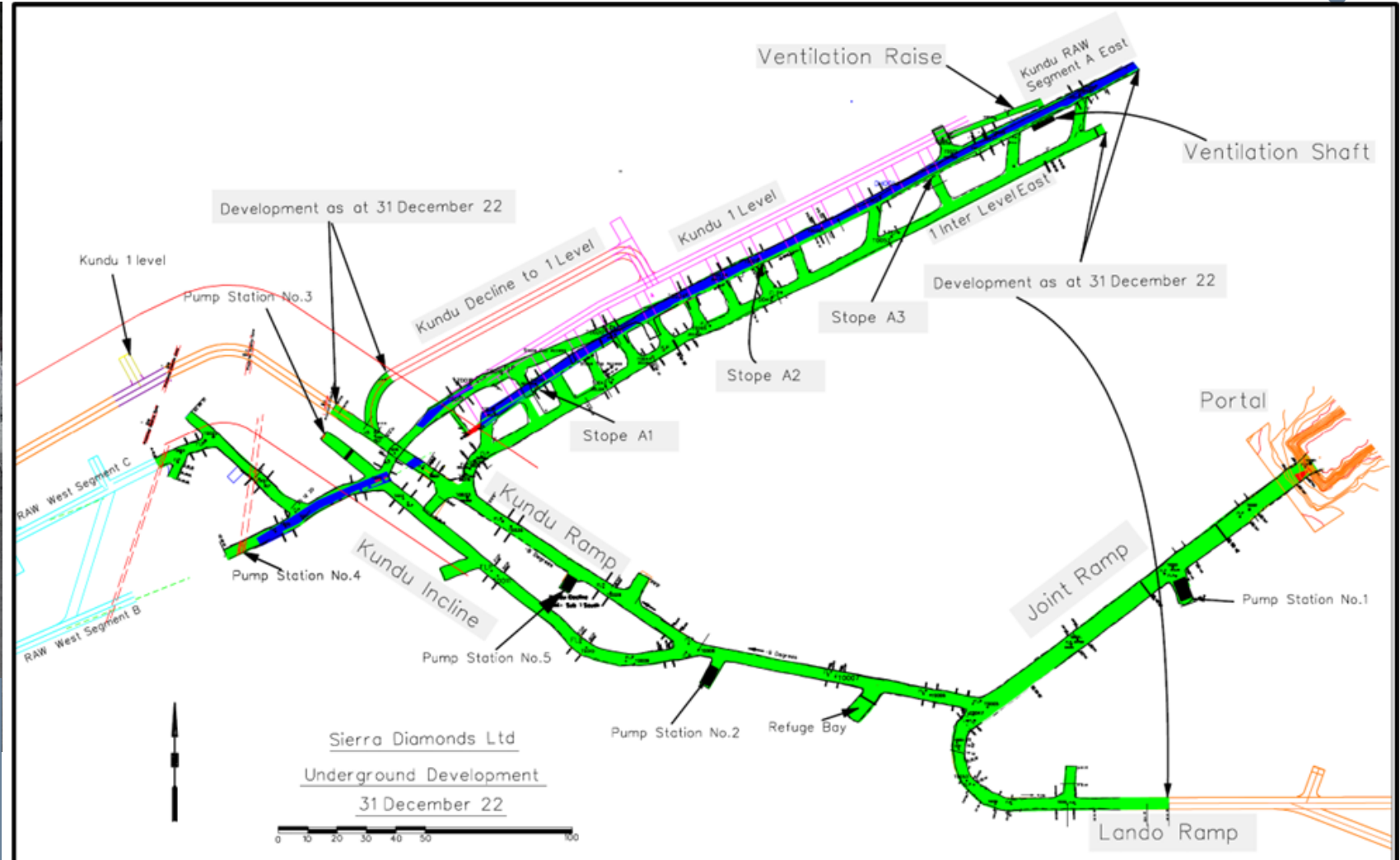




# Underground Development



Development to date (green) is >1,900m and into the first mining face on the Kundu kimberlite (blue) reached. Three stope faces in production







# Underground Development



Mine development to date is fully supported for safety, and equipped with power, ventilation and pump stations.



Portal entrance to the decline



Kundu decline



Underground Pump Station



Drilling Mine Face



Charging Mine Face





# Processing

Processing via 5tph DMS plant with Flowsort recovery. Upgrade to 50tph plant in progress.







# High Proportion of Gem Quality “Collection Goods” (D, E, F, G colours)



First diamond sale achieved US\$262 per carat, included gem diamonds up to of 9 carats in size



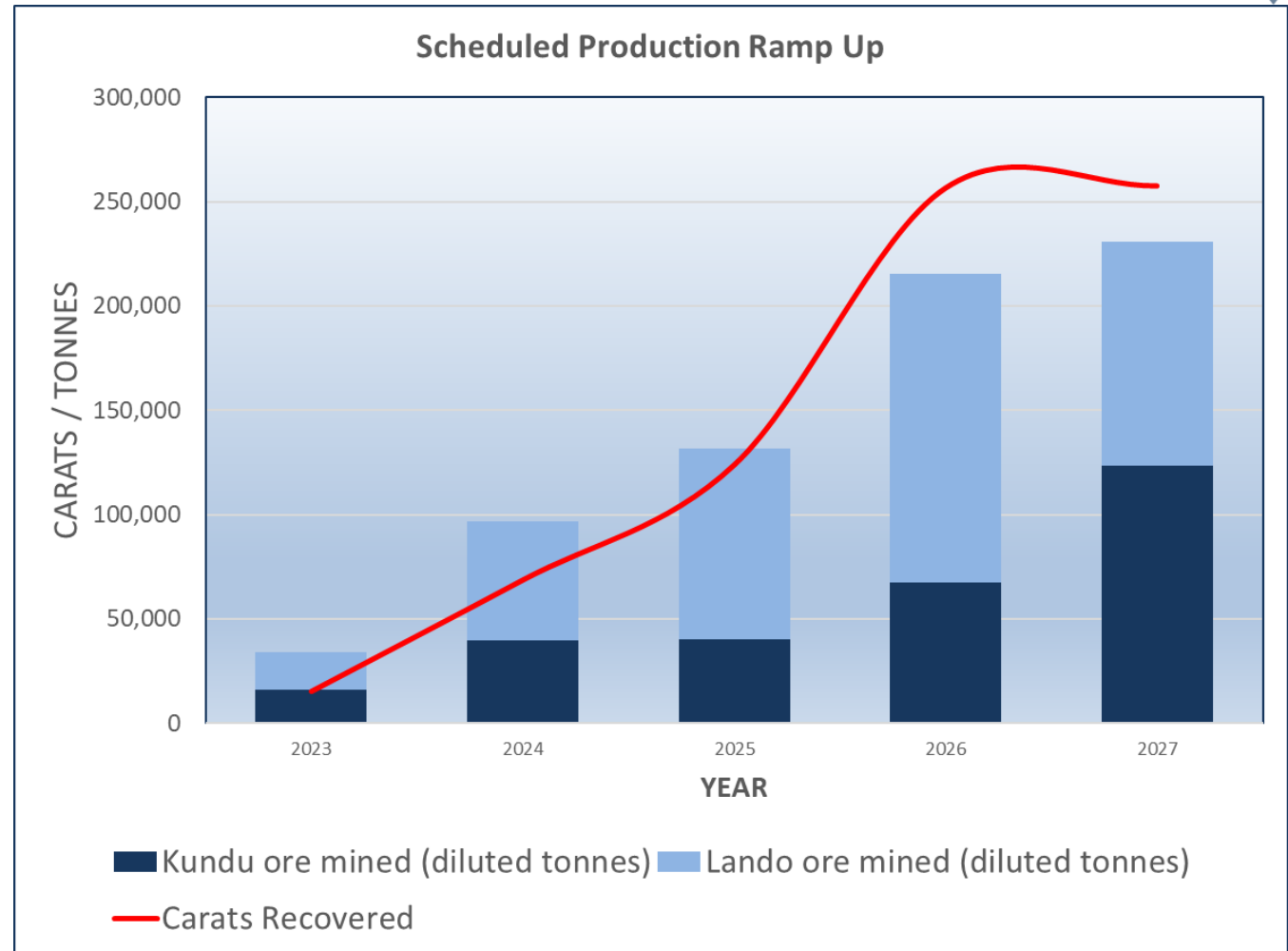


# Production Ramp Up Forecast

Kundu and Lando kimberlites only



- Short term production schedule involves a steady ramp up of tonnes and carats from Kundu and Lando Ore Reserves to 250,000 carats per annum
- Tongo Dyke-1 studies ongoing as part of planned mine expansion strategy which can further increase production
- Panguma dyke will be then be assessed for economic viability and potential further mine expansion opportunities



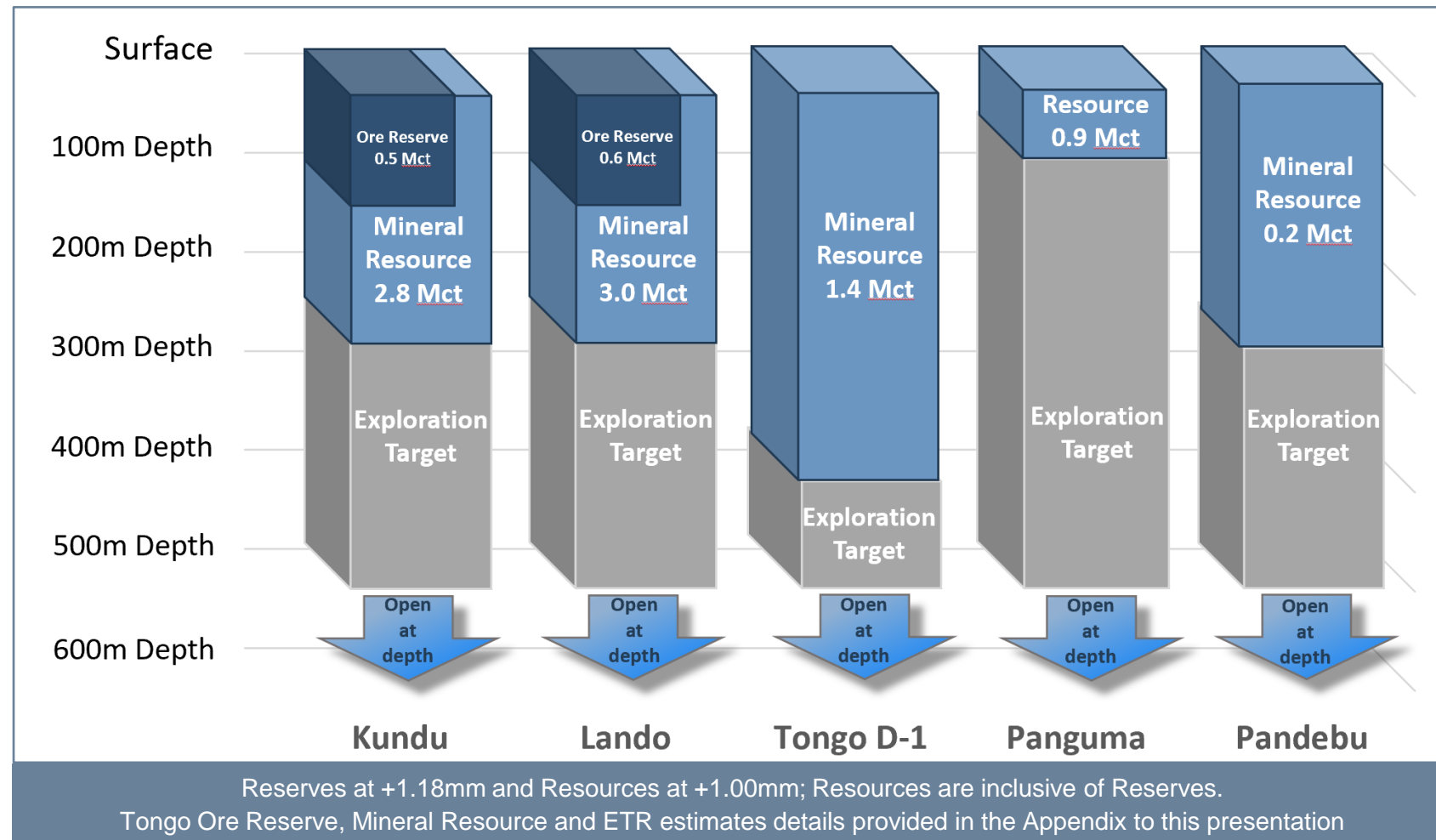


# Resource & Mining Upside

All five kimberlites in resource are open at depth.

There is opportunity through deeper drilling to significantly increase the carats in reserve and resource and as a result extend the current life of mine.

Similar mines in South Africa have achieved depths of mining in excess of 600m.





# Short Term Strategy

## Production focus

---

Open more mine faces on Kundu to ramp up carat production and continue decline development on Kundu and Lando. Access first Lando ore H2-23

## Plant upgrade to 50tph plant

---

Construct and commission the 50tph plant and final recovery to meet growing production profile

## Diamond Sales

---

Further planned diamond sales in 2023

## Mine Expansion Study

---

FEED study, drilling and technical work to bring Tongo Dyke-1 into the mine plan






# Medium Term Strategy



	CURRENT MINING PHASE	MINE EXPANSION PHASE
MINING	Achieve commercial production of Kundu and Lando by H1-25	Increase production of Kundu and Lando to over 250,000 carats p.a. Development of Tongo Dyke-1 to increase production by target 75,000 carats p.a.
FEED STUDIES	Engineering design and mine scheduling of Tongo Dyke-1 kimberlite	Engineering design and mine scheduling of Panguma kimberlite
EXPLORATION	Deeper drilling to increase diamond resource and reserves	Resource drilling of other six kimberlites to further increase diamond resource and reserves





# ESG Strategy



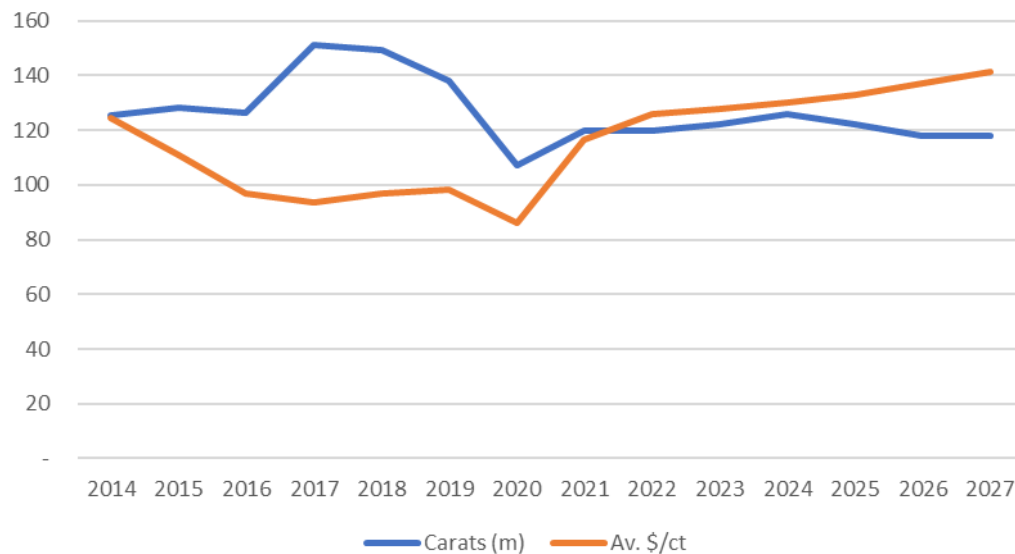
ESG Vision	Environment	Social	Governance	ESG Platform and Reporting
<p>Newfield is committed to the global principals of sustainable development as the most effective means of creating long term enterprise value and addressing ESG priorities</p> <p>Our first annual ESG report as a production company was issued in February 2022.</p>	<p>Full EIA's and Environmental Permits in place</p> <hr/> <p>Regular EPA audits confirm compliance with EIA's</p> <hr/> <p>Opportunity to enhance green energy consumption via hydro-power line</p> <hr/> <p>Tongo Underground Mine has a small foot print and does not use chemicals in its mineral recovery process</p> <hr/> <p>Company has started to measure GHG emissions for future reporting</p> <hr/> <p>Mine is not located in an area designated as "biodiversity significant"</p> <hr/>	<p>NWF has identified four key stakeholder groups, being Government of Sierra Leone, Local Communities, Employees and Shareholders</p> <hr/> <p>Social licence to operate. Community Development Agreement in place and governs all development initiatives in partnership with communities</p> <hr/> <p>NWF works closely with GoSL agency bodies such as NMA and EPA in full transparency and compliance of operations</p> <hr/> <p>Currently employ over 250 nationals and offers high salaries with medical and insurance benefits. We have endorsed full training and development programmes to uplift skills. Senior nationals are part of share incentive scheme</p> <hr/>	<p>NWF is an ASX public listed company that adheres to transparent governance, compliance and reporting</p> <hr/> <p>Board of Directors functions and responsibilities is guided by ASX Corporate Governance Council's Principals and Recommendations</p> <hr/> <p>Company has implemented strict Anti-Bribery and Corruption, Anti-Child and Forced Labour, Code of Conduct and Values Policies</p> <hr/> <p>Company adheres to and is compliant with all relevant mining, environmental and statutory laws in Sierra Leone to execute its operations</p> <hr/>	<p>Following the SocialSuite Platform which is aligned with World Economic Forum ESG Metrics</p> <hr/> <p>Adopts to the four pillars of the framework of Governance, Planet, People and Prosperity</p> <hr/> <p>ESG Report for 2021 was issued in February 2022 and marked the first for Newfield as a production company</p> <hr/>



# Robust Market Fundamentals Underpinned by Decreasing Global Diamond Production

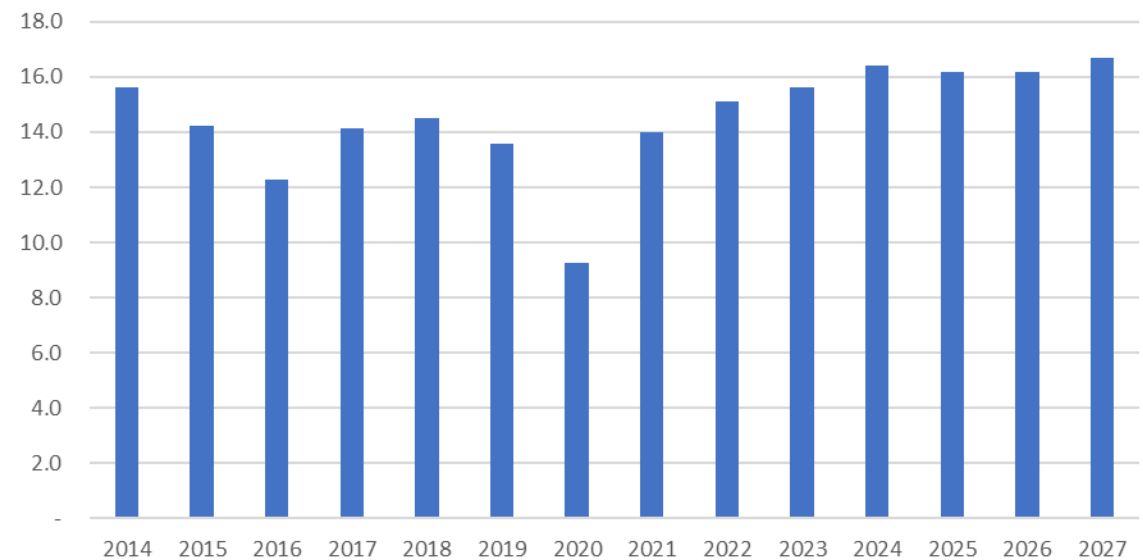


## World Rough Diamond Production and Average Value



Rough diamond production decreased from peak of 151 million carats in 2017 to 120 million carats in 2020. Rough supply to 2027 is forecast to flatline or decrease as mines age and go deeper. Only one new discovery of significance in past 20 years due to limited exploration. Average rough diamond value is US\$117 per carat vs. Tongo's recent sale of US\$262 per carat.

## World Rough Diamond Value (US\$bn)



Rough diamond production by value has rebounded strongly from lows of US\$9.2bn in 2020 to US\$14bn in 2021. Rough value is forecast to increase to over US\$16bn as production volumes decrease and rough diamond demand increases.

# Newfield's Bright Outlook



## **A substantial diamond Resource...**

- 8.3 million carats (incl. 1.1 million carats Reserve) from 5 of 11 kimberlites
- Grade weighted average of 2.4 carats per tonne (+1.18mm)
- First sales diamond value of US\$262 per carat (+1.18mm) achieved in May 2022
- In-situ value of kimberlite one of the highest world wide (equivalent to 9g/t Au weighted average)



## **... at the Production Stage...**

- >1,900m underground decline and associated development completed
- First production commenced in February 2022, 7,800 carats produced in 2022
- Production ramp up in progress through developing multiple mining faces
- Commercial production targeted for H1-25



## **... with an experienced Board and Operations Management team...**

- Board and management with significant production experience
- Operational team bring a wealth of country, technical and financial experience
- Mining and engineering team on the mine have worked on numerous underground diamond mines
- Strong blend of Sierra Leone nationals in senior and middle management



## **... the future mine production is supported by a strong diamond market**

- Significant resource and reserve upside from existing and new kimberlites
- Global rough diamond supply is decreasing; rough and polished diamond demand is increasing
- This will underpin strength of rough diamond prices
- Rough diamond prices have rebounded very strongly in 2021 and 2022



The background of the slide features a dense field of diamonds of various sizes and cuts, set against a blue gradient. A white triangle is positioned on the left side, pointing towards the center where the title is located.

# Appendices

# Tongo Mineral Resource Estimate



Kimberlite	Resource Category	Tonnes Kimberlite	+1.0mm Grade (CPT)	Total Carats	Diamond Value (US\$/Ct)
Kundu	Indicated	200,000	3.4	680,000	194
Kundu	Inferred	650,000	3.2	2,080,000	194
<b>Kundu</b>	<b>Total</b>	<b>850,000</b>	<b>3.2</b>	<b>2,760,000</b>	
Lando	Indicated	320,000	3.0	954,000	194
Lando	Inferred	740,000	2.8	2,072,000	194
<b>Lando</b>	<b>Total</b>	<b>1,060,000</b>	<b>2.8</b>	<b>3,026,000</b>	
Pandebu	Indicated	60,000	0.8	48,000	182
Pandebu	Inferred	110,000	1.3	143,000	182
<b>Pandebu</b>	<b>Total</b>	<b>170,000</b>	<b>1.3</b>	<b>191,000</b>	
Tongo D-1	Indicated	160,000	1.4	224,000	187
Tongo D-1	Inferred	730,000	1.6	1,168,000	187
<b>Tongo D-1</b>	<b>Total</b>	<b>890,000</b>	<b>1.6</b>	<b>1,392,000</b>	
<b>Panguma</b>	<b>Total Inferred</b>	<b>570,000</b>	<b>1.7</b>	<b>910,000</b>	<b>184</b>
<b>Total</b>	<b>IND. &amp; INF.</b>	<b>3,540,000</b>	<b>2.4</b>	<b>8,279,000</b>	

Notes: Resource grades and values stated at a +1.0mm square bottom cut off. For full Mineral Resource estimate details please see Newfield ASX release dated 26 November 2018, '7.4 million carats Resource for the Tongo Diamond Project' and ASX release dated 27 January 2021, 'Increase in Diamond Resource to 8.3 million carats'. Figures may be subject to rounding

# Tongo Ore Reserve Estimate



Kimberlite Dyke	Classification	Tonnes (Mt)	Diluted Grade (CPT)	Carats (MCTS)	Diamond Value (US\$/Ct)	Kimberlite Dyke
Kundu	PROBABLE	0.496	0.92	0.457	222	Kundu
Lando	PROBABLE	0.589	1.08	0.637	222	Lando
<b>Total</b>	<b>PROBABLE</b>	<b>1.085</b>	<b>1.00</b>	<b>1.093</b>	<b>222</b>	<b>TOTAL</b>

*Notes: All Ore Reserve estimates are reported on a 100% basis and assume extraction by underground mining methods. The reference point for the definition of Ore Reserves is at point of delivery to the process plant. Please see Newfield ASX release dated 26 November 2018, '7.4 million carats Resource for the Tongo Diamond Project' and ASX release dated 27 January 2021, 'Increase in Diamond Resource to 8.3 million carats'*



# Tongo Exploration Target Ranges



Kimberlite	Depth	Segment	Tonnes Minimum	Tonnes Maximum	+1.18mm Grade Minimum (CPT)	+1.18mm Grade Maximum (CPT)
<b>Tongo D-1 East</b>	surface (200masl) to -200masl	TD1/2	100,000	200,000	1.0	1.8
<b>Kundu</b>	0masl to -255masl	various	700,000	1,000,000	2.7	3.7
<b>Lando</b>	0masl to -255masl	various	900,000	1,200,000	2.3	3.3
<b>Pandebu</b>	0masl to -255masl	various	140,000	200,000	0.8	1.8
<b>Panguma</b>	Surface to -255masl	various	600,000	1,000,000	1.4	2.0
<b>Tongo (Tonguma)</b>	Surface to -255masl	various	900,000	1,900,000	No grade	No grade
<b>Seleima</b>	Surface to -255masl	various	200,000	500,000	No grade	No grade
<b>Total Range</b>			<b>3,540,000</b>	<b>6,000,000</b>		

*The Exploration Target Ranges (ETRs) are conceptual in nature. There has been insufficient exploration to estimate a Mineral Resource in these areas and it is uncertain if further exploration will result in the estimation of a Mineral Resource. For full Exploration Target Ranges details please see Newfield ASX release dated 26 November 2018, '7.4 million carats Resource for the Tongo Diamond Project' and ASX release dated 27 January 2021, 'Increase in Diamond Resource to 8.3 million carats'*



## Contact

15 McCabe Street, North Fremantle WA 6159

(08) 9389 8880

[info@newfieldresources.com.au](mailto:info@newfieldresources.com.au)

[www.newfieldresources.com.au](http://www.newfieldresources.com.au)

**Karl Smithson**

*Executive Director*

[k.smithson@newfieldresources.com.au](mailto:k.smithson@newfieldresources.com.au)

**Stephen Moloney**

*Corporate Storytime*

[Stephen@corporatestorytime.com](mailto:Stephen@corporatestorytime.com)

**Benjamin Young**

*Corporate Advisor*

[benjamin.young@townshendcapital.com.au](mailto:benjamin.young@townshendcapital.com.au)