

Osteopore®

INVESTOR PRESENTATION

2023



ASX: OSX



DISCLAIMER

This presentation has been prepared by Osteopore Limited and its related entities (the “Company”). It does not purport to contain all the information that a prospective investor may require in connection with any potential investment in the Company. You should not treat the contents of this presentation, or any information provided in connection with it, as financial advice, financial product advice or advice relating to legal, taxation or investment matters.

No representation or warranty (whether express or implied) is made by the Company or any of its officers, advisers, agents or employees as to the accuracy, completeness or reasonableness of the information, statements, opinions or matters (express or implied) arising out of, contained in or derived from this presentation or provided in connection with it, or any omission from this presentation, nor as to the attainability of any estimates, forecasts or projections set out in this presentation.

This presentation is provided expressly on the basis that you will carry out your own independent inquiries into the matters contained in the presentation and make your own independent decisions about the affairs, financial position or prospects of the Company. The Company reserves the right to update, amend or supplement the information at any time in its absolute discretion (without incurring any obligation to do so).

Neither the Company, nor its related bodies corporate, officers, their advisers, agents and employees accept any responsibility or liability to you or to any other person or entity arising out of this presentation including pursuant to the general law (whether for negligence, under statute or otherwise), or under the Australian Securities and Investments Commission Act 2001, Corporations Act 2001, Competition and Consumer Act 2010 or any corresponding provision of any Australian state or territory legislation (or the law of any similar legislation in any other jurisdiction), or similar provision under any applicable law. Any such responsibility or liability is, to the maximum extent permitted by law, expressly disclaimed and excluded.

Nothing in this material should be construed as either an offer to sell or a solicitation of an offer to buy or sell securities. It does not include all available information and should not be used in isolation as a basis to invest in the Company.

Future matters

This presentation contains reference to certain intentions, expectations, future plans, strategy and prospects of the Company. Those intentions, expectations, future plans, strategy and prospects may or may not be achieved. They are based on certain assumptions, which may not be met or on which views may differ and may be affected by known and unknown risks. The performance and operations of the Company may be influenced by a number of factors, many of which are outside the control of the Company. No representation or warranty, express or implied, is made by the Company, or any of its directors, officers, employees, advisers or agents that any intentions, expectations or plans will be achieved either totally or partially or that any particular rate of return will be achieved. Given the risks and uncertainties that may cause the Company’s actual future results, performance or achievements to be materially different from those expected, planned or intended, recipients should not place undue reliance on these intentions, expectations, future plans, strategy and prospects. The Company does not warrant or represent that the actual results, performance or achievements will be as expected, planned or intended.

US Disclosure

This document does not constitute any part of any offer to sell, or the solicitation of an offer to buy, any securities in the United States or to, or for the account or benefit of any “US person” as defined in Regulation S under the US Securities Act of 1993 (“Securities Act”). The Company’s shares have not been, and will not be, registered under the Securities Act or the securities laws of any state or other jurisdiction of the United States, and may not be offered or sold in the United States or to any US person without being so registered or pursuant to an exemption from registration including an exemption for qualified institutional buyers.



01

MISSION

Harness our superior technology to become the standard of care globally for natural tissue regeneration.

02

VISION

To be the most valuable regenerative medical technology company in the world.

03

IMPACT

Improve clinical outcomes and patient quality-of-life, and reduce overall healthcare costs.



ESTABLISHED PEDIGREE

Osteopore is recognised as a **global leader** in regenerative medical technology and devices.



BREAKTHROUGH TECHNOLOGY

Our novel implants empower natural bone regeneration and dissolve over time – **a world first.**




SUPERIOR RESULTS

Proven to be a more effective treatment than traditional bone grafts and permanent implants.*



GLOBAL OPPORTUNITY

Opportunity to become the **new standard of care** for bone and tissue regeneration globally.



DE-RISKED PROFILE

Technology fully validated, with growing worldwide sales and a corporate vision to reach profitability.



HUGE ADDRESSABLE MARKETS

Targeting the significantly untapped US\$100bn permanent implant¹ & US\$3.9bn bone graft market² with **superior products.**

ASX REGENERATIVE MEDTECH LANDSCAPE

Osteopore®

CAPITAL STRUCTURE

Shares on Issue ^A 123.9m

Total Options on Issue ^B 3.2m

Market Cap @ A\$0.12 ^C A\$14.9m

EV @ A\$0.12 ^C A\$13.6m

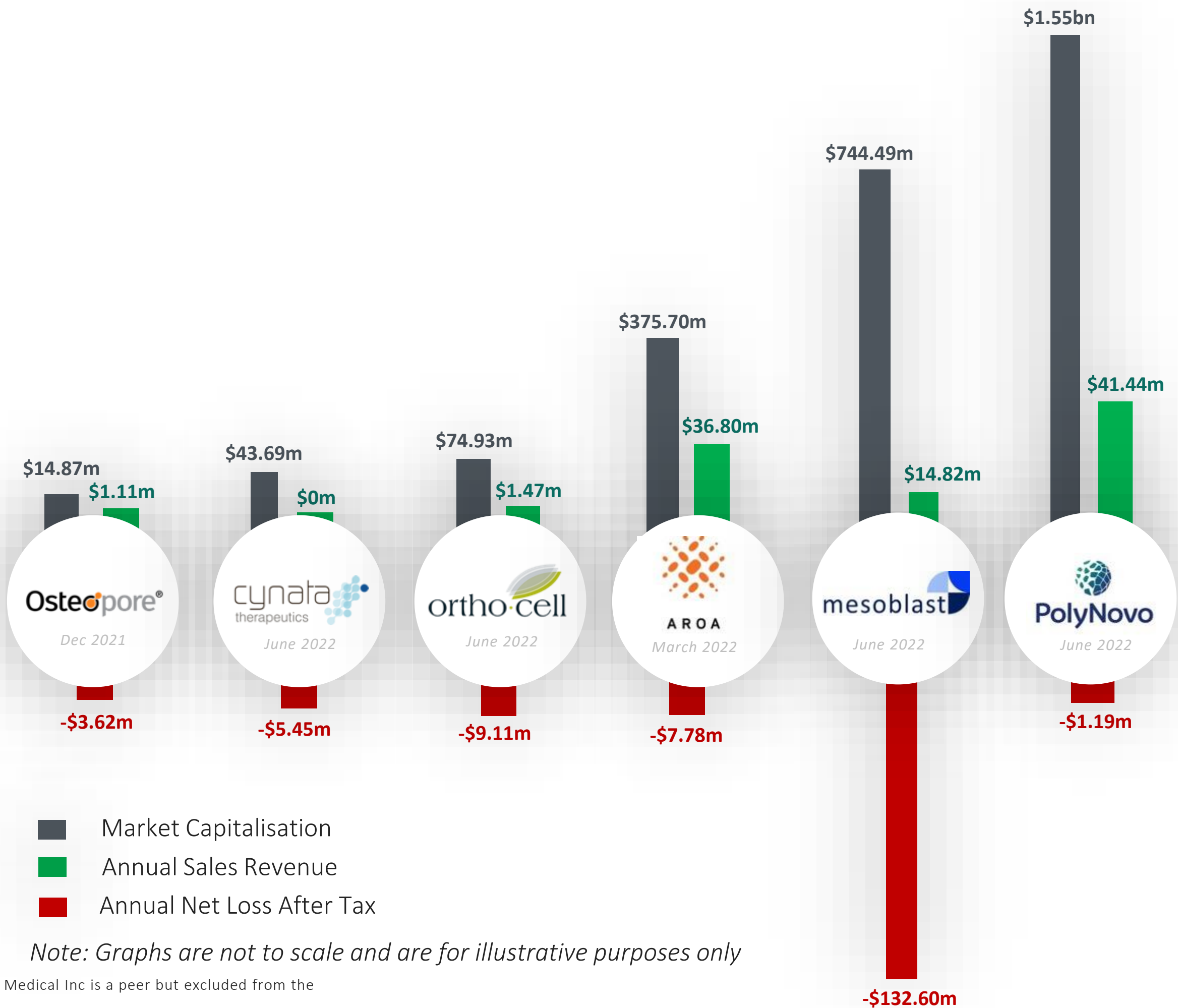
CASH BALANCE ^D A\$1.3m

A: Shares on Issue 15 Feb 2023

B: 3m unlisted options expiring 28 Aug 2023 with an exercise price of \$1.20, and 187,500 unlisted options expiring 2 Nov 2025 with an exercise price of \$0.624. Option incentives held by executive management & advisors.

C: Market Close, 15 Feb 2023

D: Cash balance at 31 December 2022




Note: Graphs are not to scale and are for illustrative purposes only


- Companies listed above selected due to indicative regenerative business focus based on publicly available information. Avita Medical Inc is a peer but excluded from the comparison table due to change of fiscal year.
- The annual sales revenue and net loss after tax were based on the individual company's last publicly available audited annual report on asx.com.au (Osteopore annual report lodged on ASX on 31 March 2022, Cynata annual report lodged on ASX on 31 October 2022, Orthocell annual report lodged on ASX on 31 August 2022, Aroa annual report lodged on ASX on 30 June 2022, Mesoblast annual report lodged on ASX on 24 October 2022, PolyNovo annual report lodged on ASX on 21 September 2022).
- For the purposes of the presentation, the annual sales revenue excludes interest and other income, government grants & subsidies, R&D rebates and foreign currency gains.
- Currency presented is in AUD. Where the individual company's audited annual report were presented in a different currency, the exchange rate used to convert it to AUD for the purposes of this presentation, was based on the rate on the respective financial year end date, sourced from OANDA.
- Market capitalisation was sourced from the individual company's profile on asx.com.au. As per ASX's market capitalisation methodology available on its website, the market capitalisation is calculated by using the individual company's number of ordinary securities on issue multiplied by the previous trading day's last traded price of the individual company's ordinary securities. For the purpose of this presentation, the market capitalisation was based on the closing share price on 15 Feb 2023.
- Investors should not rely on this peer comparison information as a basis for making investment decisions.

OUR IMPLANTS ARE THE 'FIRST OF ITS KIND'


PROPRIETARY TECHNOLOGY



Breakthrough **3D printed** implants that facilitate natural bone regeneration.



Implants are inserted into the human body and act as a **scaffold** for bone to grow on.



They are made of a bioresorbable polymer that **dissolves over time** (18-24 months).



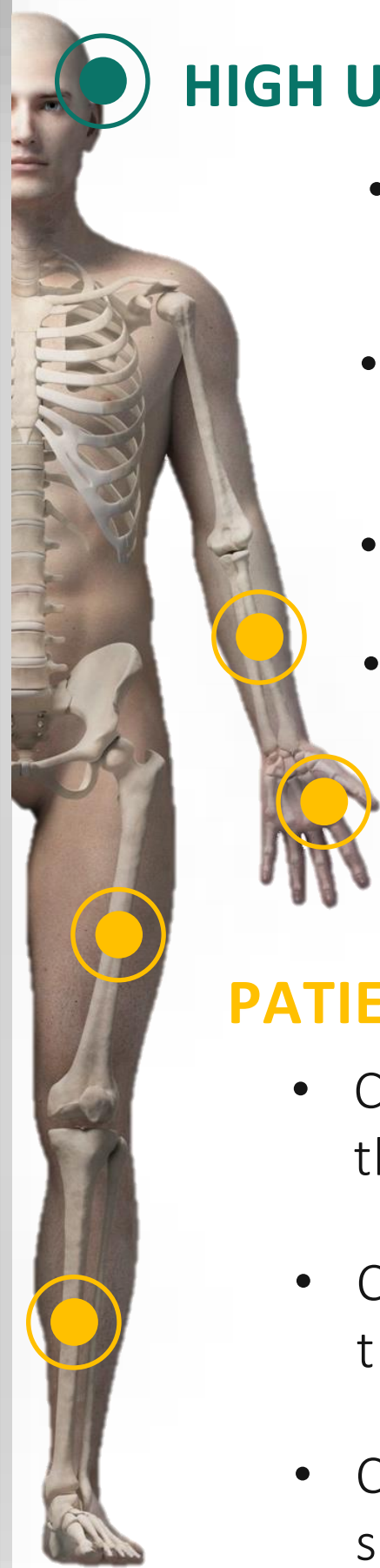
As bone regeneration occurs, the implants are replaced by the **patients own healthy bone**.

IMPROVES LIVES

- **Only biomimetic scaffold available** that naturally dissolves over time.
- **Highly customisable** to naturally fit different bone types.
- Leaves **only healthy bone** tissue.
- **Proven superior solution** to bone grafts & permeant implants.
- **Extremely low** post surgery complication rates.
- Unlikely to cause inflammation or infection.

MULTIPLE APPLICATIONS

HIGH USE IMPLANTS

- 
- Multiple off-the-shelf implants already in use around the world.
 - Used in high frequency surgeries for the skull, face and jaw.
 - Can be manufactured at scale.
 - Long shelf-life and stocked in hospital inventory systems.

PATIENT SPECIFIC IMPLANTS

- Custom-designed implants used throughout the whole body.
- Created using CT imaging of the affected anatomy.
- Can be used in cases where significant bone loss has occurred.

WE DELIVER SUPERIOR PATIENT OUTCOMES

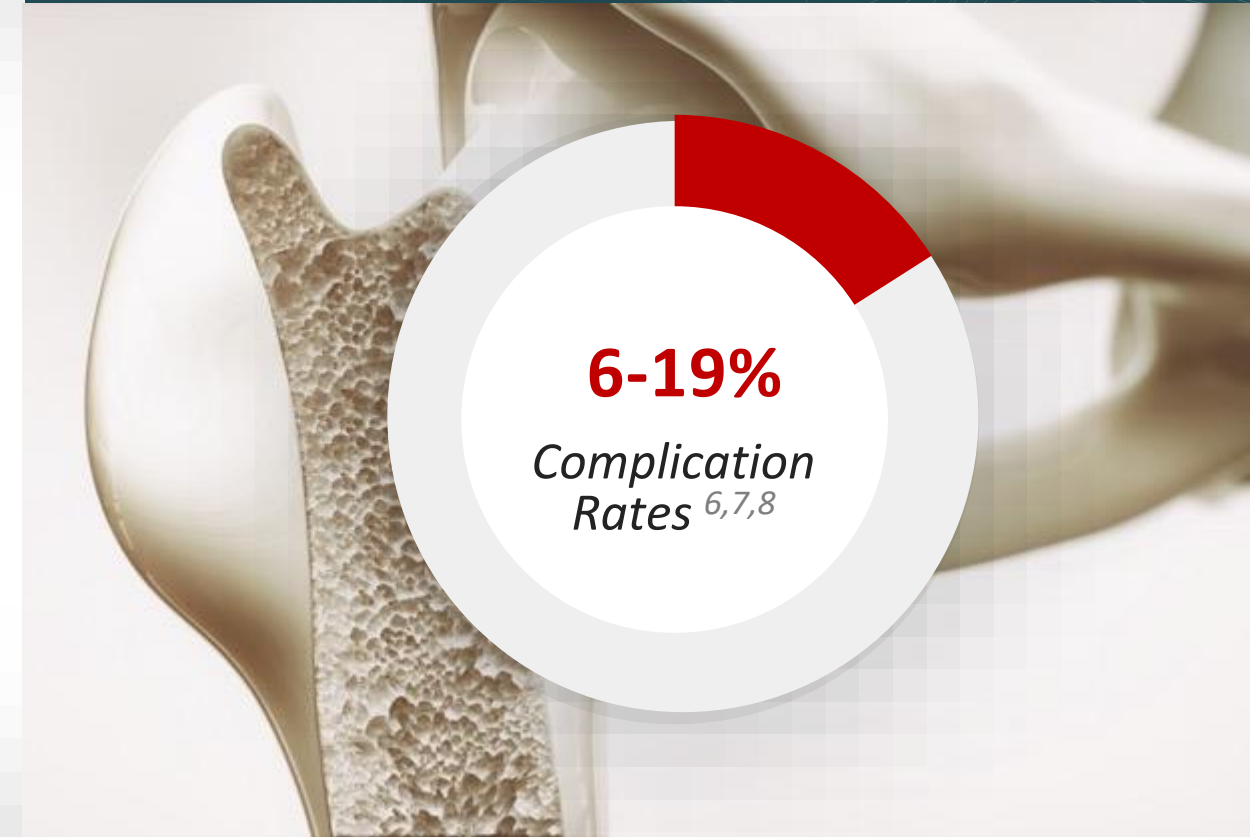
PERMANENT IMPLANTS US\$100BN MARKET ¹



Permanent implants are not permanent solutions

- Non-biodegradable.
- Potential for onset infections.
- Implant can extrude through the skin.
- Difficult to manufacture.
- Limited size and shape options.

BONE GRAFT US\$3.9BN MARKET ²



The 'gold standard' bone graft can have complications

- Potential of infection.
- Can have lasting pain at site of harvest.
- Body can totally absorb the graft with no bone regeneration.

Osteopore[®]



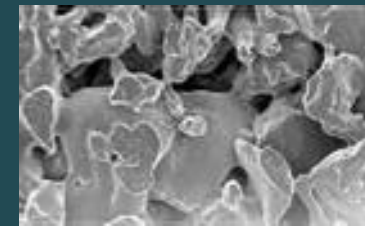
Superior, commercially ready products for customisable or off-the-shelf use by surgeons

- Solves an unmet clinical need.
- Proven solution that expedites recovery.
- Lowers healthcare costs*.


OSTEOPORE IS AHEAD OF THE COMPETITION

There are **no other** FDA or CE Mark cleared products that offer Osteopore's key technology characteristics – bio-resorption and biomimetic structure - which offer improved patient outcomes over alternative therapeutic strategies.

Microporous
(Biomimetic
Structure)



MedPor (Stryker)



Osteopore™

Improved Patient Outcomes

Solid
Structure

Anatomics
AccuShape (MedCad)
TiMesh (Medtronic)
KLS Martin
Depuy Synthes



Rapidsorb (Synthes)
Lactosorb (Biomet)
Macropore (Medtronic)
Osteotrans (Takiron)
Inion CPS

Permanent material

Temporary material
(Bioresorbable)



OUR TECHNOLOGY IS VALIDATED

- **Regulatory clearances secured** in most major markets, including FDA (U.S.), CE Mark (European Union), TGA (Australia), HSA (Singapore), and more.
- **Over 80,000 successful cases** with superior results over traditional procedures.
- Products marketed and sold across more than 20 countries, **covering all continents.**
- Multiple granted patents protecting product IP.
- **>150 published papers** covering our core technology.
- **~30 published papers** regarding the clinical benefits and outcomes of our technology.

SEVERAL WORLD'S FIRST - LIFE CHANGING CLINICAL OUTCOMES

Gold Coast man receives 3D-printed first surgery

Tony Moore



Surgeons at Brisbane's Princess Alexandra Hospital have performed world-first surgery and transplanted a 3D printed shinbone into the leg of a man who faced losing his leg.

Two weeks ago, the 3D printed tibia was transplanted into Reuben Lichter's right leg.



Largest ever reconstruction of a segmental bone defect¹

- 36cm tibia reconstruction in 2017.
- Incredible recovery and returned to daily living in 2019.



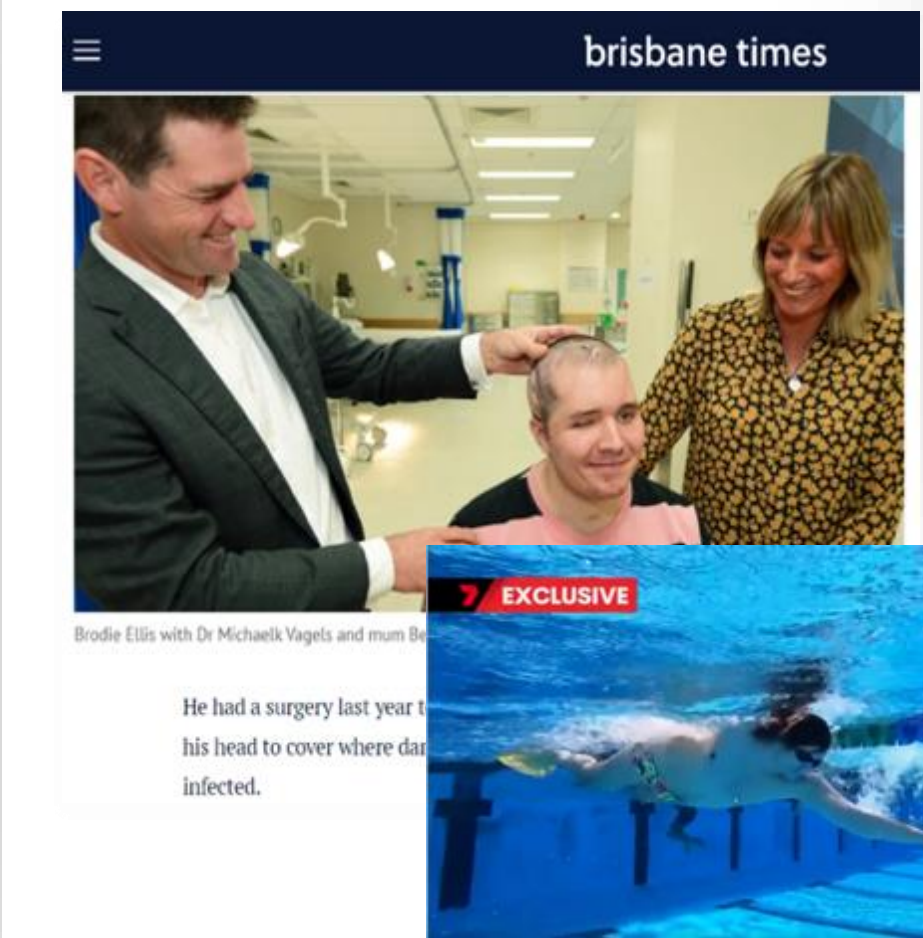
Bone reconstruction after cancer treatment

- 15cm Post-Cancer Tibia Reconstruction to save her leg from amputation.
- Amazing recovery featured in The Australian Women's Weekly.



World's first half mandible reconstruction using a synthetic implant + post-cancer bone regrowth

- Able to reintegrate into society and his life, bone growth is confirmed on scans 1 year after surgery.



World's first 3D printed biocompatible and bioabsorbable implant to replace a section of missing skull²

- Skull reconstruction saved his life and allowed a return to a more active lifestyle.

RECENT ACHIEVEMENTS

Achieved highest calendar year revenue in the company's history

A\$1.69M CY22

↑ +52% CY 2021

Multiple distribution agreements signed



Malaysia⁴



Australia⁵



New Zealand⁵



U.S.⁶

Achieved initial first sales



Colombia¹



Spain²



South Africa³



U.S.

Gained market access to Indonesia⁴ for dental products



Indonesia



Distribution agreement secured for **U.S. Federal Healthcare Facilities⁶**

Our products became eligible for reimbursement from **all Australian private health insurance funds⁷**

Awarded competitive project to develop improved implants that accelerate bone regeneration⁸

A\$19M
Total Project Value

- (1) ASX Announcement: Osteopore Expands into Latin America with initial sales to Colombia - 7th April 2022
- (2) ASX Announcement: Osteopore Expands further into Europe with initial sales to Spain - 14th April 2022
- (3) ASX Announcement: Osteopore Expands into Africa with initial sales to South Africa - 14th June 2022
- (4) ASX Announcement: Increased presence & commercial opportunities across South East Asia - 8th December 2022
- (5) ASX Announcement: Osteopore enters oral & maxillofacial market in Australia & New Zealand - 10th May 2022
- (6) ASX Announcement: Distribution Agreement secured for U.S. Federal Healthcare Facilities - 3rd August 2022
- (7) ASX Announcement: Osteopore products added to the Australian Prostheses List - 28th September 2022
- (8) ASX Announcement: Osteopore secures lead role in Clinical-industrial Partnership - 13th December 2021

OUR KEY BUSINESS - CRANIOFACIAL

Product Example

Orbital Floor Reconstruction

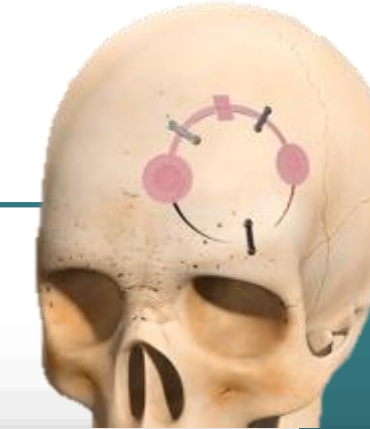
Delivers structural support and predictable bone regeneration for orbital floor fractures



Product Example

Craniotomy

Allows for the full restoration of patients' skull contours in post-craniotomy procedures

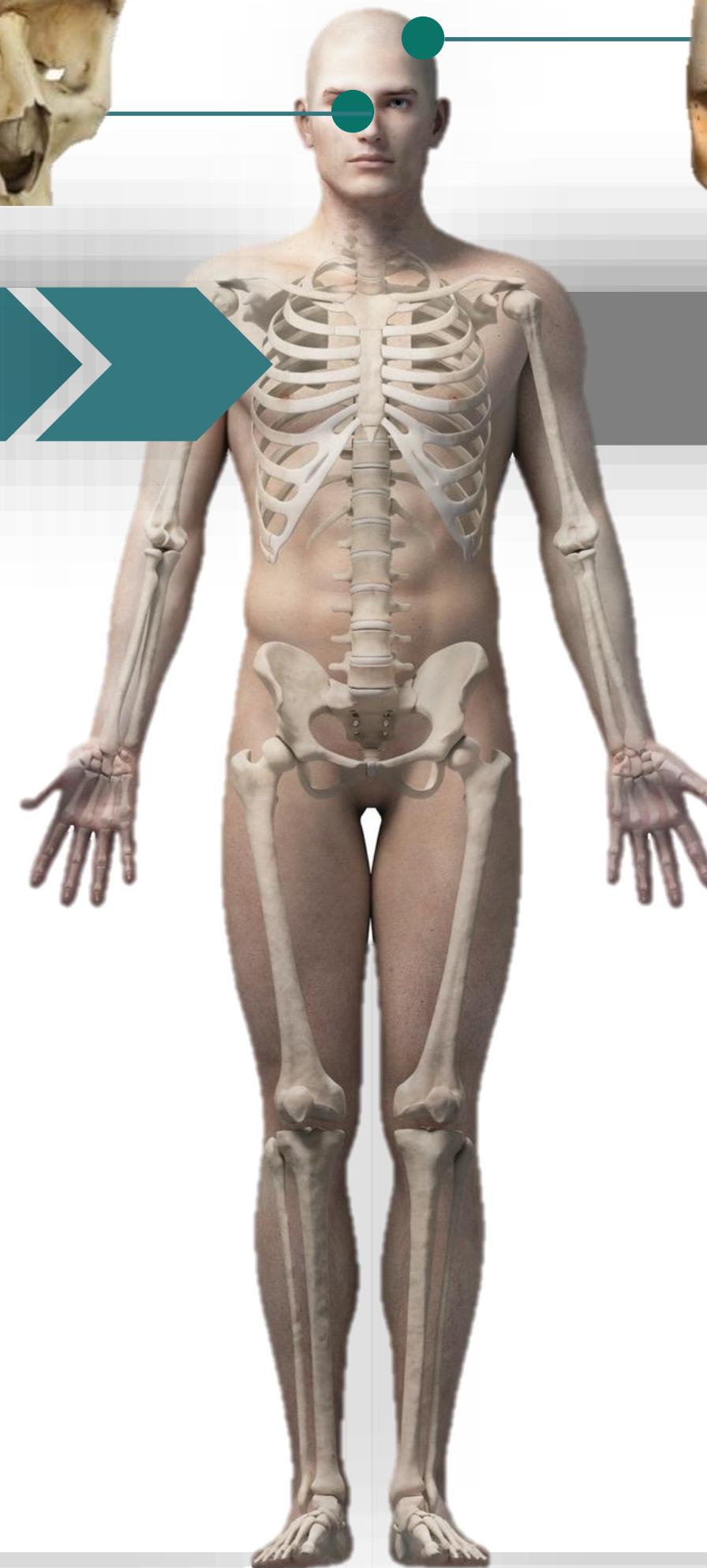


ACHIEVEMENTS TO DATE

- Cumulative over **40,000 implants since 2003**
- 30,000 cases of craniotomy repair solutions
- More than a decade of clinical experience
- **Approved for sale in 23 countries**
- New surgical application of a registered product for skull base surgery
- **Adoption grew 150% in 2022**

PRIORITIES FOR 2023

- Drive wider adoption in Texas and California, and **enter multiple new U.S. states**
- **Resume commercial activity in EU** after a temporary pause due to transitioning to the new EU Medical Device Regulation 2017/745
- Build on the solid adoption seen across Switzerland, Germany and Italy before the pause
- Progress further towards initial entry into the **Chinese market**

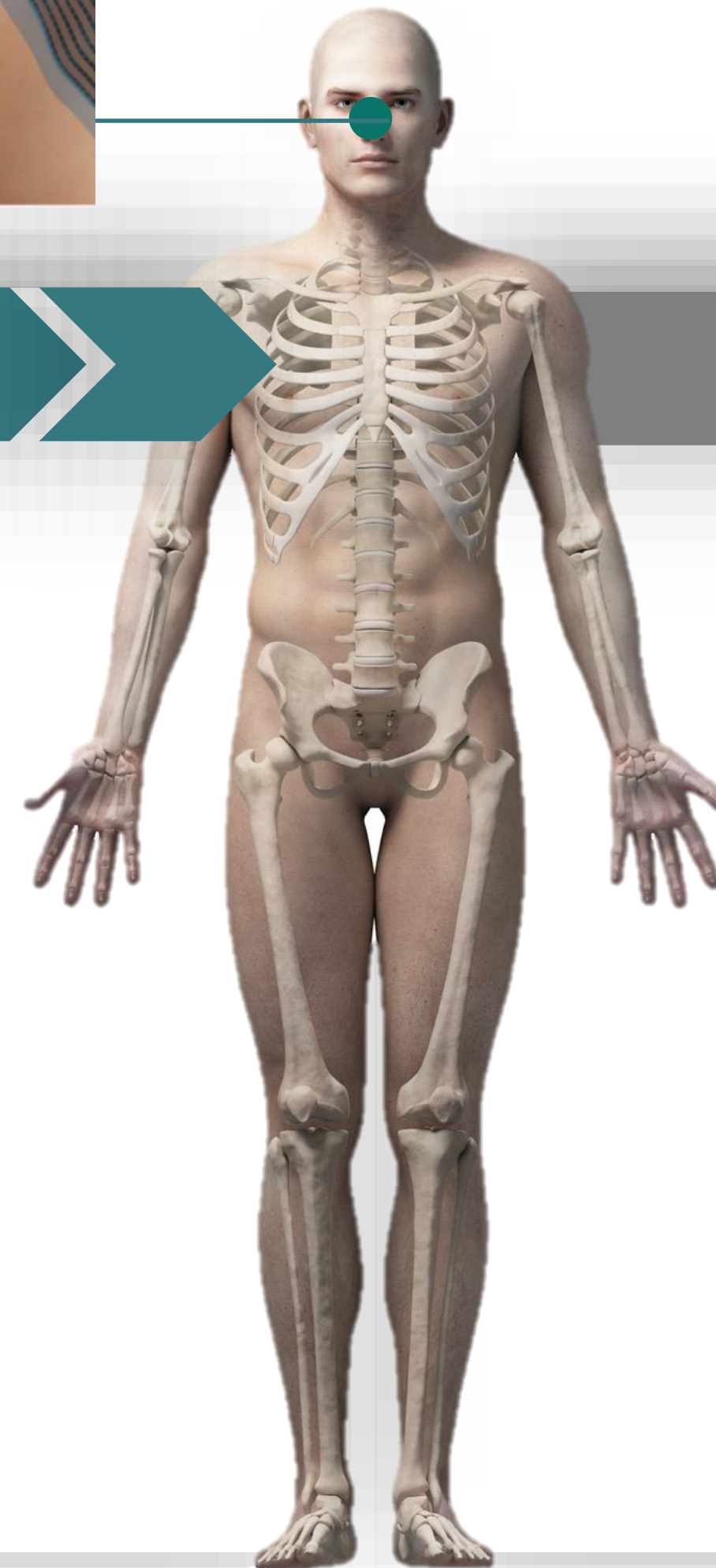


OUR KEY MARKETS - AESTHETIC

Product Example

Septal Extension Grafting & Nasal Tip Plasty

Provides good structural support to achieve long-term aesthetically pleasing nose augmentation outcomes



ACHIEVEMENTS TO DATE

- Cumulative over **48,000 implants since 2017**
- Both functional and cosmetic rhinoplasty
- Over 6-years of clinical experience
- **Approved for sale in 10 countries**
- **Adoption grew 37.4% in 2022**

PRIORITIES FOR 2023

- **Expanding into new markets** including Indonesia, Taiwan and India
- Launch septal perforation repair mesh in Korea and ASEAN countries

OUR KEY MARKETS - DENTAL / OMF

Product Example

Socket Preservation

Implant to preserve dental socket after tooth extraction and support the dental implant



Product Example

Guided Bone Regeneration

Provides support of graft material, delivering a predictable shape to regenerate bone

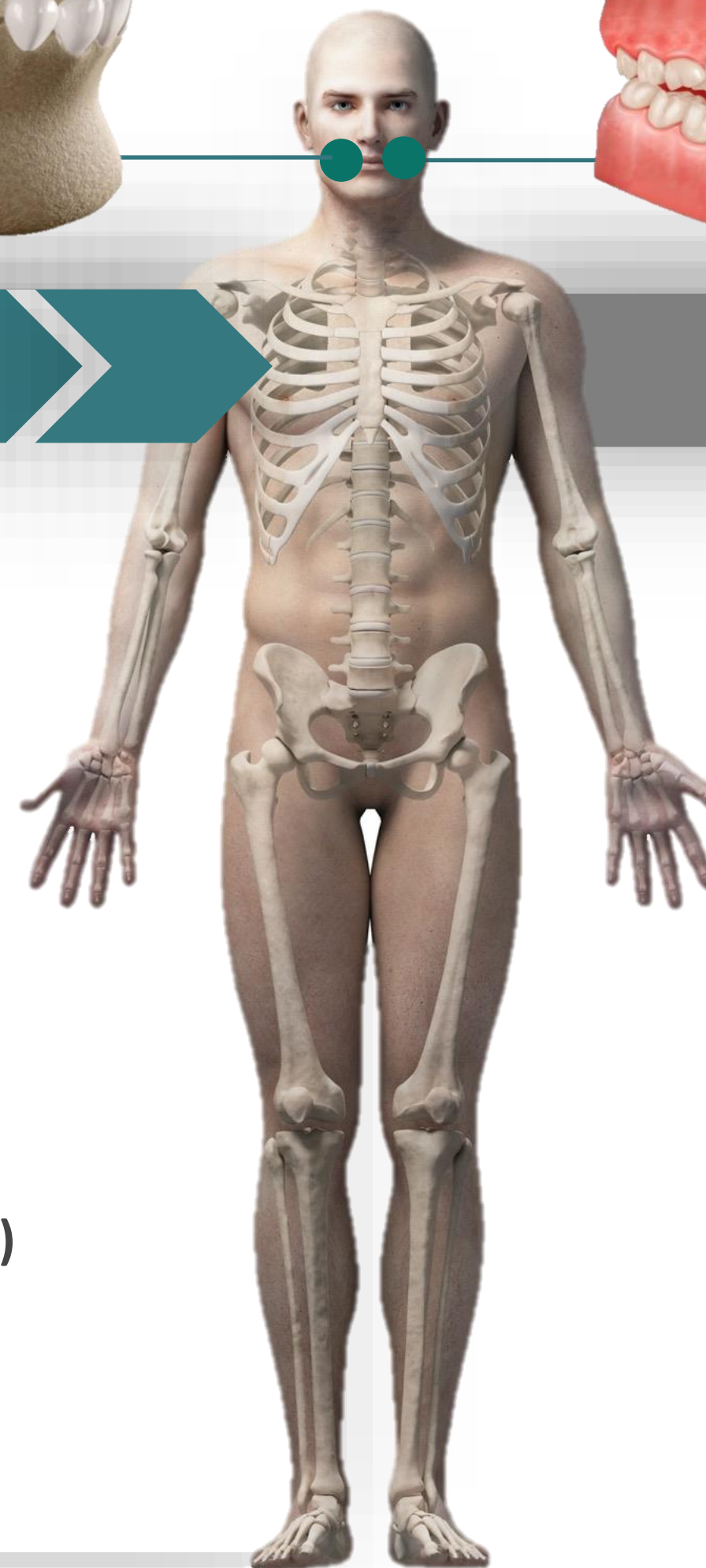


ACHIEVEMENTS TO DATE

- **Approved in Singapore, Indonesia, Vietnam.**
- Completed socket preservation study with Osteoplug (PCL +TCP material) in 80 patients.
- Initiated alveolar height study with Osteomesh with 27 patients to date. Successful outcome without implant exposure over 6 months.
- **Osteopore is leading a A\$19M (Total Project Value) grant program** to champion the next-generation material for enhanced bone growth.

PRIORITIES FOR 2023

- Roll out alveolar height reconstruction for intra-operative customisation to fit jaw defect with significant cost and time savings compared to factory-customised titanium mesh.
- Targeting the huge Indonesian market that is expected to generate revenue worth US\$ ~4.0Bn by 2026.*
- Sign-up distributors in the region to further market and sell our products.




OUR KEY MARKETS - ORTHOPAEDIC

Product Example

High Tibial Osteotomy (HTO)

Implant to correct angulation of the knee to delay progression of osteoarthritis



Product Example

Long bone reconstruction

Implant that is combined with bone graft and to provide mechanical support in large bone reconstructions

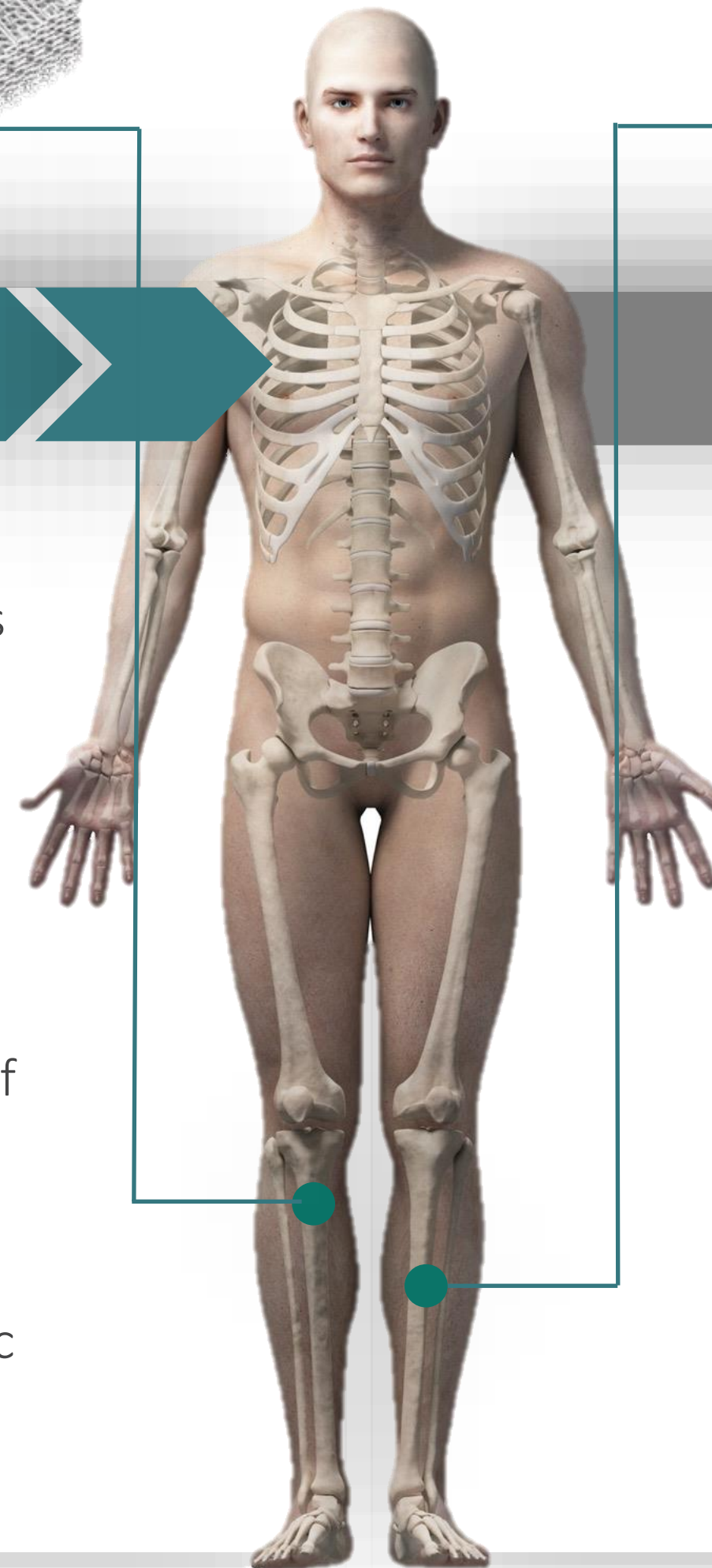


ACHIEVEMENTS TO DATE

- **Completed HTO study with 65 patients.** CT scan at 12 months shows bone tissue integration across the bone gap. Collecting data for publication.
- **Completed 6 successful collar bone reconstructions** using existing mesh products.
- **Completed 13 shoulder rotator cuff tendon repairs** – patients demonstrated excellent range of motion in the long-term.
- German surgeons published shin bone reconstruction outcomes in Journal of Orthopaedic Translation (Impact Factor: 4.889)*.

PRIORITIES FOR 2023

- Product launch (aXOpore® Custom Made Device) in Great Britain.
- Submit second generation material PCL+TCP for Orthopaedic application in USA.
- Preparing dossier to submit for Singapore HSA approval. This approval is recognised in the 10 ASEAN countries, Australia, New Zealand, Korea, and China.
- To introduce products for HTO application in countries with lower barrier to entry such as, South Africa and New Zealand.



COMMERCIAL PRIORITIES

1 EXPANDING SALES

Further sales distribution agreements anticipated to be secured throughout 2023, and investigating potential partnerships and acquisition opportunities to supercharge growth.

2 GAINING FURTHER REGULATORY ACCESS

Regulatory clearances already secured in many major markets, with multiple clinical trials underway to secure further access in additional target jurisdictions.

3 IMPROVING OUR TECHNOLOGY

Continue to improve existing commercial products, refine the manufacturing process, and expand our portfolio of patents and trade secrets.

4 DEVELOPING NEW APPLICATIONS

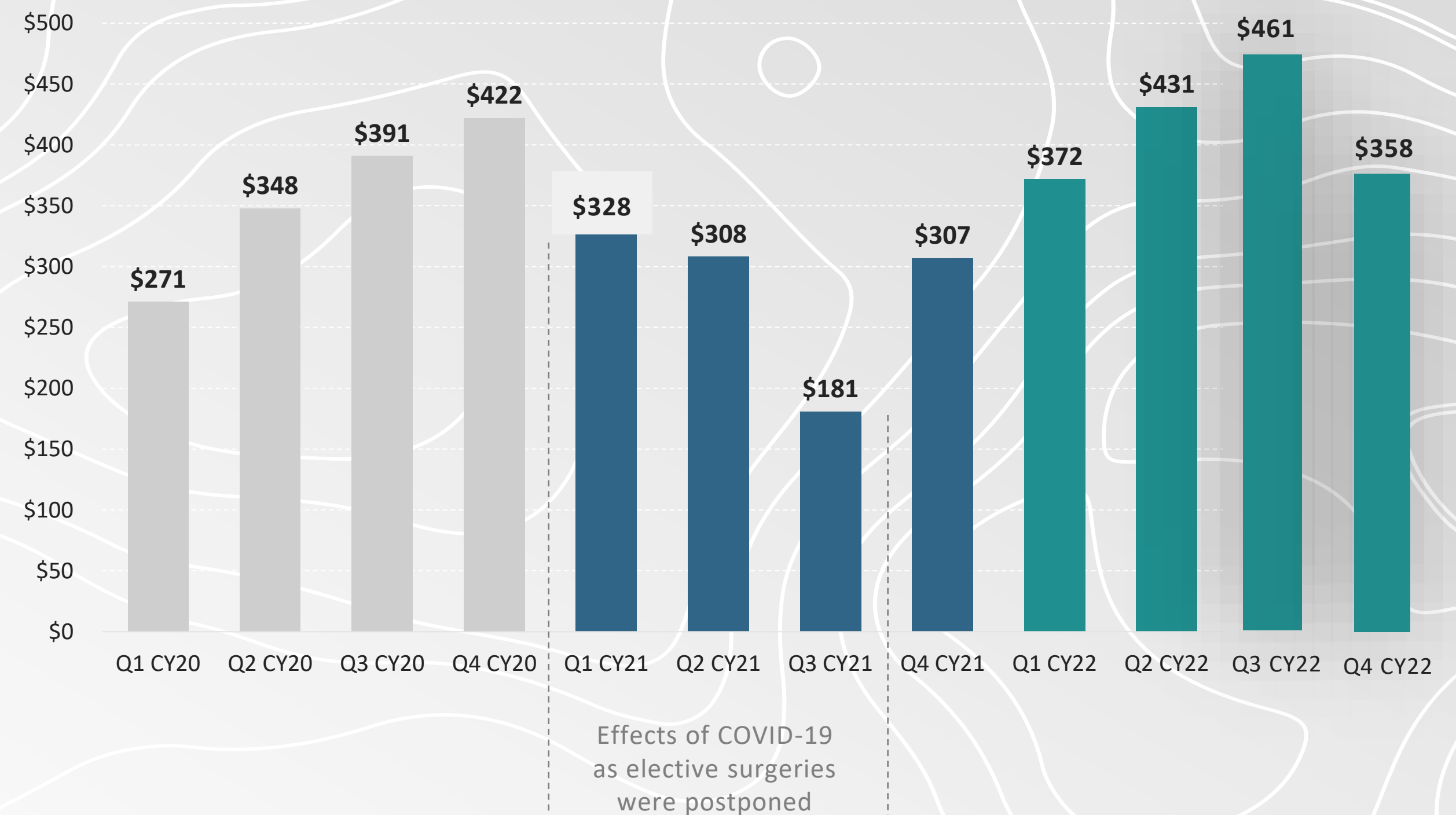
Developing and launching new products to expand the scope of bone regeneration applications across the entire body.



ENCOURAGING ORGANIC REVENUE GROWTH

- **Highly encouraging commercial outlook** with organic revenue growth expected to be boosted by increased revenue and margins from Osteopore's recent acquisition.
- **Increasing engagement** with hospitals, surgeons and healthcare decision makers.
- Intensifying in-person sales training and attending all relevant healthcare conferences globally.
- Slight decline in Q4 CY22 revenue was mainly due to a temporary pause in sales across the European Union from 01 June 2022, directly related to a delay in transitioning to the Medical Devices Regulation 2017/745 (MDR).

QUARTERLY SALES REVENUE IN SGD (THOUSAND)



PROPOSED ACQUISITION TO BOOST REVENUE¹

Osteopore has entered into a binding asset purchase deed to acquire multiple medical distribution businesses that are currently responsible for approximately 40%-45% of Osteopore's total sales globally.

Osteopore will acquire 100% of all business activities relating to the marketing, sales and distribution of our products including:

- Sales teams
- Offices premises
- Distribution networks
- Business contacts

(1) ASX Announcement: Osteopore to acquire multiple medical distribution business & become vertically integrated – 23rd January 2023

DIRECT TO CUSTOMER MODEL

- Acquisition expected to add immediate additional revenue to our top line.
- Increased margins will be achieved by selling fully priced products direct to customers.
- Greater revenue per product sold will assist Osteopore accelerate our plan to become cash flow positive and profitable.
- Significant opportunity to scale direct sales.

DISTRIBUTION MODEL

- Robust distribution, marketing and sales network encompassing more than 20 countries.
- 23 distribution partners globally.
- Significant access to health professionals, hospitals and health services across every continent.
- Distribution model offers turn key access to markets, while retaining control over our novel manufacturing process.

THREE AREAS WE ARE FOCUSED ON FOR 2023

01

GROW REVENUE

- Continue to pursue **organic growth in existing markets**.
- **Launch products in new markets** such as orthopaedic and dental to generate additional revenue stream.

02

PARTNERSHIPS

- Partnering with industry peers to cross sell products that generate efficiencies and synergies to boost growth.

03

ACQUISITIONS

- Acquiring **revenue generating companies** that instantly increase revenue at a much higher rate than organically.
- Acquire **complementary technology** in the regenerative medical sector to enable expansion into new markets.



CURRENT GLOBAL SALES FOR FIRST GENERATION PRODUCT

- Current countries with sales
- Near term additional target markets



America




Europe




Australia



Singapore



Korea



Philippines

3D PRINTED IMPLANTS



Rapid design, manufacturing & delivery

PROPRIETARY TECHNOLOGY



Strong IP and trade secrets

SCALABLE



Adjust production to meet demand

LOW COST, HIGH MARGIN



70% margin achieved in CY22

IMPROVING OUR TECHNOLOGY

- **DESIGN CENTRE OF EXCELLENCE**

Co-localisation of high value design workflow within vicinity of key university and hospital ecosystems for increased touch-points with key clinicians.

- **ACCESSIBILITY TO AUTOMATION & I4.0**

Proprietary technology can be integrated with robots to improve productivity and efficiency, while being Industrie 4.0 ready.

- **DISTRIBUTED MANUFACTURING**

Distributed manufacturing of high-value products in strategic locations globally, to overcome time and geographical barriers.

- **AI-DRIVEN PRODUCT DESIGN**

Integration of Artificial Intelligence into complex product design to reduce turnaround time.

- **NEW 3D PRINTING TECHNOLOGY**

Identifying and engineering cutting-edge 3D printer technology to support new product innovation.

DEVELOPING NEW APPLICATIONS

To stay ahead of the competition and bring innovation to the surgical community



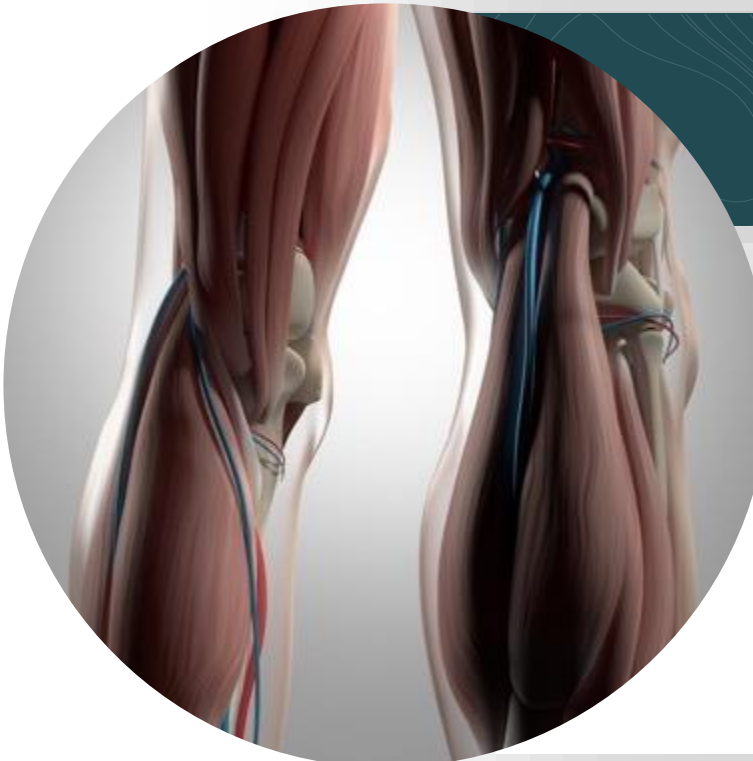
DENTAL

	Product R&D	Preclinical Research	Clinical Trials	Regulatory Approvals	Initial Sales
Socket preservation	■	■	■	■	■
Guided Bone Regeneration	■	■	■	■	■
Immediate implant loading	■	■	■	■	■
Guide Tissue Regeneration	■	■	■	■	■



ORAL MAXILLOFACIAL

	Product R&D	Preclinical Research	Clinical Trials	Regulatory Approvals	Initial Sales
Cleft palate reconstruction	■	■	■	■	■
Mandible reconstruction	■	■	■	■	■
Buccal defect reconstruction	■	■	■	■	■



ORTHOPAEDIC

	Product R&D	Preclinical Research	Clinical Trials	Regulatory Approvals	Initial Sales
Tibia reconstruction	■	■	■	■	■
High tibial osteotomy	■	■	■	■	■
Clavicle reconstruction	■	■	■	■	■
Tendon repair	■	■	■	■	■
Radial bone reconstruction	■	■	■	■	■



AESTHETIC

	Product R&D	Preclinical Research	Clinical Trials	Regulatory Approvals	Initial Sales
Genioplasty (chin)	■	■	■	■	■
Nipple reconstruction	■	■	■	■	■
Breast reconstruction	■	■	■	■	■
Rhinoplasty	■	■	■	■	■

- Special access sales available to certain health practitioners for a single patient without regulatory approval.
- Products currently under normal regulatory development processes, or already on sale.

FUTURE HORIZONS RESEARCH PROGRAMS

ACCELERATING BONE REGENERATION



Osteopore is developing materials to accelerate bone regeneration;

- Bioactive compounds could potentially be incorporated into our implants.
- Speeding up bone regeneration seen as the 'holy grail' of clinical outcomes.
- Could present Osteopore with significant commercial opportunities.

REGENERATION OF OTHER TISSUE TYPES



Developing new implant scaffolds to regenerate other types of tissue;

- Successfully completed animal trials for knee cartilage regeneration.

Recent collaboration agreement with Livingstone Health, to enable the expansion of Osteopore technology in tendon repair.



PRODUCTS FOR VETERINARY MARKETS



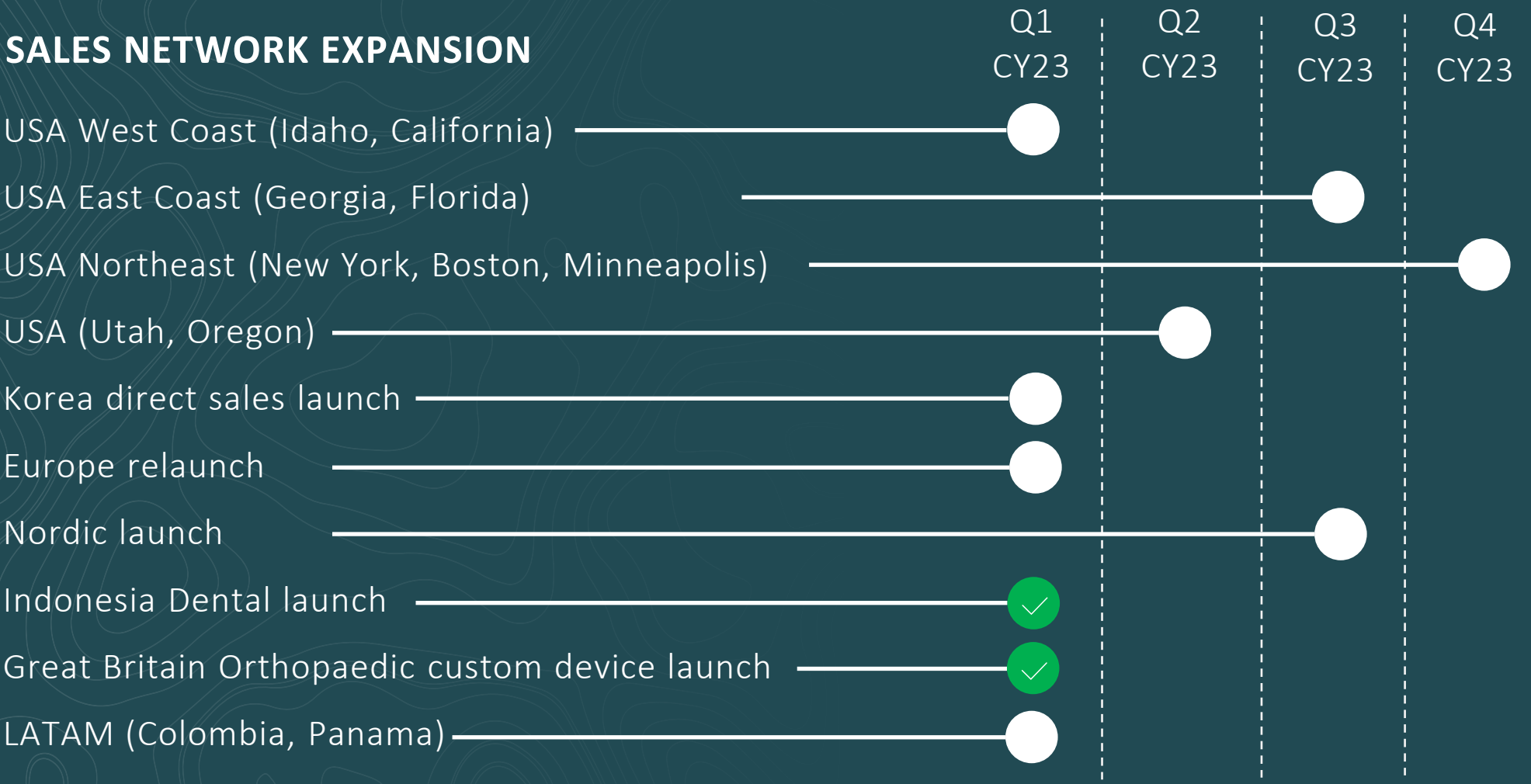
Developing surgical applications for the global veterinarian market;

- Successfully completed multiple trials that could possibly translate into products for the veterinarian market.
- The global veterinary orthopaedics market was valued at US\$434m in 2021⁹.
- Relatively untapped market with limited bone regenerative options available to vets.



FUTURE MILESTONES

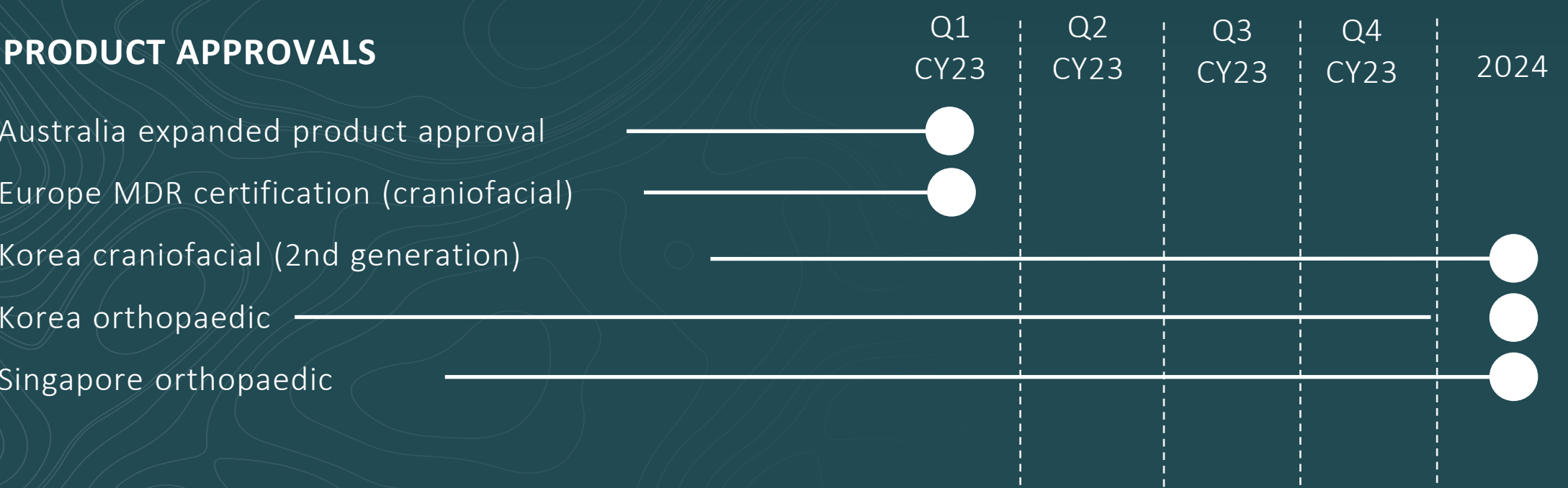
SALES NETWORK EXPANSION



Overview of typical pre-sales milestones



PRODUCT APPROVALS



HIGHLY CREDENTIALAED TEAM



MARK LEONG
EXECUTIVE CHAIRMAN

Corporate and capital market experience

- Highly experienced business executive and corporate director.
- More than two decades of C-suite management and directorship experience in a diverse range of industries.
- Served as Director in several publicly listed companies.
- Brings a strategic business and commercial focus to the company.



PROF TEOH SWEE HIN
NON-EXECUTIVE DIRECTOR

Adjunct Professor NTU, biomaterials & scaffold research

- Co-founder of Osteopore.
- Deep research experience in load bearing scaffolds for tissue regeneration and remodeling.
- Pioneer of developing the clinical translation of Osteopore's 3D printed scaffolds.
- Previously profiled as one of "Singapore's Scientific Pioneers".



DANIEL OW
NON-EXECUTIVE DIRECTOR

Experienced finance professional

- Experienced corporate executive and Australian qualified CPA.
- Over 20 years' international experience across multiple industries.
- Held several accounting and management roles with large multinational corporations.
- Currently Manager Financial Business Partners at Perth Airport.



GOH KHOON SENG
CEO

MedTech industry experience

- Over 30 years career spanning both start-ups and global multinational corporations.
- Significant experience in research & development, manufacturing, sales and marketing.
- Spent over 20 years with Medtronic plc (the world's largest medical device company), and Edwards Lifesciences Asia in various senior management roles.
- Recognised as a global leader in the commercialisation of medical devices.



LIM JING, PHD
COO & CTO

Focused research in biomaterial & scaffold technology

- Masters in Mechanical Engineering and a PhD in Bioengineering.
- Over 10 years of experience in Tissue Engineering and Regenerative Medicine.
- Experienced professional in product development, regulatory affairs and quality assurance, clinical affairs, manufacturing and production.
- In 2022, Dr. Lim was recognised in the In Vivo's 2022 Rising Leaders series.



PAUL TURNER
COUNTRY MANAGER, AUSTRALIA

Experienced medical device and clinical support

- Widely experienced senior executive with Australasian and international scope in Medical Device Industry.
- Introduced new technologies, surgical products and procedures into Australasia.
- Direct experience in hospital segments including orthopaedic, vascular surgery and cardiology.
- Spent 19 years with Medtronic plc and Johnson & Johnson in several managerial position.

INVESTMENT HIGHLIGHTS



01

Breakthrough technology fully validated, offering a lower risk profile



02

Proven, superior products compared to bone grafts and permanent implants




03

Encouraging commercial outlook with sales and global presence increasing



04

Innovative research programs could present significant future commercial opportunities



Osteopore®

Mark Leong

Executive Chairman

E: mark_leong@osteopore.com

Goh Khoon Seng

Chief Executive Officer

E: goh_khoon_seng@osteopore.com

Lim Jing

Chief Operating Officer | Chief Technology Officer

E: lim_jing@osteopore.com



SOURCES

- 1 Allied Market Research - Permanent Implant Sales
- 2 BCC Research - Bone Graft Substitutes Market by 2025
- 3 Giese, H., Meyer, J., Unterberg, A., & Beynon, C. (2020). Long-term complications and implant survival rates after cranioplastic surgery: a single-center study of 392 patients. *Neurosurgical Review*, 1-9.
- 4 Wiggins, A., Austerberry, R., Morrison, D., Ho, K. M., & Honeybul, S. (2013). Cranioplasty with custom-made titanium plates—14 years experience. *Neurosurgery*, 72(2), 248-256.
- 5 Thien, A., King, N. K., Ang, B. T., Wang, E., & Ng, I. (2015). Comparison of polyetheretherketone and titanium cranioplasty after decompressive craniectomy. *World neurosurgery*, 83(2), 176-180.
- 6 Dimitriou, R., Mataliotakis, G. I., Angoules, A. G., Kanakaris, N. K., & Giannoudis, P. V. (2011). Complications following autologous bone graft harvesting from the iliac crest and using the RIA: a systematic review. *Injury*, 42, S3-S15.
- 7 Younger, E. M., & Chapman, M. W. (1989). Morbidity at bone graft donor sites. *Journal of orthopaedic trauma*, 3(3), 192-195.
- 8 Arrington, E. D., Smith, W. J., Chambers, H. G., Bucknell, A. L., & Davino, N. A. (1996). Complications of iliac crest bone graft harvesting. *Clinical Orthopaedics and Related Research*®, 329, 300-309
- 9 Grand View Research - www.grandviewresearch.com/industry-analysis/veterinary-orthopedics-market