



Emerging Gold Developer and Large-Scale Porphyry Copper Explorer in Ecuador

Investor Presentation
November 2023



ASX: TTM

**NOOSA
MINING**
INVESTOR CONFERENCE

[TITANMINERALS.COM.AU](https://www.titanminerals.com.au)



Disclaimer and Forward-Looking Statements

COMPETENT PERSON'S STATEMENTS

Exploration results referred to in this presentation have been previously reported by Titan in ASX announcements. Titan confirms that it is not aware of any new information or data that materially affects the information included in that announcement. The Competent Person for the presentation was Melanie Leighton. The Company confirms that the form and context in which the Competent Person's findings are presented have not been materially modified from the original market announcements.

The information in the presentation that relates to the Estimation and Reporting of the Dynasty Mineral Resources has been compiled and reviewed by Ms Elizabeth Haren of Haren Consulting Pty Ltd who is an independent consultant to Titan Minerals Limited and is a current Member and Chartered Professional of the Australasian Institute of Mining and Metallurgy and Member of the Australian Institute of Geoscientists. Ms Haren has sufficient experience, which is relevant to the style of mineralisation and type of deposit under consideration and to the activities undertaken, to qualify as a Competent Person as defined in the 2012 Edition of the "Australasian Code for Reporting of Exploration Results, Mineral Resources and Ore Reserves (The JORC Code)". Ms Haren consents to the inclusion in this report of the matters based on her information in the form and context in which it appears.

Dynasty Project	Indicated					Inferred					Total				
	Tonnes (M)	Grade (g/t)		Contained Metal (Moz)		Tonnes (M)	Grade (g/t)		Contained Metal (Moz)		Tonnes (M)	Grade (g/t)		Contained Metal (Moz)	
		Au	Ag	Au	Ag		Au	Ag	Au	Ag		Au	Ag	Au	Ag
Cerro Verde	15.17	2.01	13.51	0.98	6.59	13.63	2.15	12.44	0.94	5.45	28.80	2.08	13.00	1.92	12.04
Iguana	2.41	2.36	16.08	0.18	1.25	8.52	1.92	13.00	0.53	3.56	10.93	2.02	13.68	0.71	4.81
Trapichillo	0.05	1.89	9.28	0.00	0.01	2.89	3.83	39.80	0.36	3.70	2.94	3.80	39.31	0.36	3.71
Papayal	0.46	3.04	48.24	0.05	0.72	0.41	6.24	53.80	0.08	0.71	0.87	4.54	50.85	0.13	1.43
Total	18.09	2.09	14.73	1.21	8.57	25.44	2.33	16.40	1.90	13.41	43.54	2.23	15.70	3.12	21.98

Notes:
1. Reported ≥ 0.5 g/t Au. 2. Some rounding errors may be present. 3. Tables are rounded as the final steps. Totals are not calculated after rounding. 4. M – million. Oz- ounce. g/t – grams per tonne.

COPPER EQUIVALENT (CU EQ) VALUES – REQUIREMENTS UNDER THE JORC CODE

Assumed commodity prices for the calculation of Copper Equivalent (Cu Eq) is Cu US\$3.00/lb, Au US\$1,700/oz, Mo US\$14/lb and Ag US\$20/oz. Recoveries are assumed from similar deposits: Cu = 85%, Au = 65%, Ag = 65%, Mo = 80%. Cu Eq (%) was calculated using the following formula: ((Cu% x Cu price 1% per tonne x Cu recovery) + (Au(g/t) x Au price per g/t x Au recovery) + (Mo ppm x Mo price per g/t x Mo recovery) + Ag ppm x Ag price per g/t x Ag recovery)) / (Cu price 1% per tonne x Cu recovery). Cu Eq (%) = Cu (%) + (0.54 x Au (g/t)) + (0.00037 x Mo (ppm)) + (0.0063 x Ag (ppm)). TTM confirms that it is the Company's opinion that all the elements included in the metal equivalents calculation have a reasonable potential to be recovered and sold.

SUMMARY INFORMATION

This document contains a summary of information about Titan and its activities that is current as at the date of this document. The information in this document is general in nature and does not purport to be complete or to contain all the information which a prospective investor may require in evaluating a possible investment in Titan or that would be required in a prospectus or a product disclosure statement prepared in accordance with the Corporations Act 2001 (Cth) (Corporations Act).

NOT AN OFFER OF SECURITIES

This presentation has been prepared by Titan Minerals Limited ("Titan" or the "Company") and is provided for informational purposes only. This presentation does not constitute or contain an offer, invitation, solicitation or recommendation with respect to the purchase or sale of any securities of Titan. This presentation does not constitute an offer to sell, or a solicitation of an offer to buy, any securities in any jurisdiction (in particular, the United States), or a securities recommendation. This presentation is not a prospectus, product disclosure statement or other offering document under Australian law or any other law and will not be lodged with the Australian Securities and Investments Commission.

NOT FINANCIAL PRODUCT ADVICE

This presentation does not constitute financial product advice and does not consider any investor's personal investment objectives, taxation situation, financial situation or needs. This presentation consists purely of factual information and does not involve or imply a recommendation of a statement of opinion in respect of whether to buy, sell or hold a financial product. An investment in Titan or Core is considered to be speculative in nature. Before making any investment decision in connection with any acquisition of securities, investors should consult their own legal, tax and/or financial advisers in relation to the information in, and action taken on the basis of, this presentation.

NO LIABILITY

To the extent permitted by law, Titan makes no guarantee representation or warranty express or implied as to the accuracy, reliability, correctness, completeness or adequacy of any statements, estimates, options, conclusions or other information contained in this presentation. To the maximum extent permitted by law, Titan and each of its affiliates and its directors, officers, employees, associates, advisers and agents expressly disclaims any and all liability, including, without limitation, any liability arising out of fault or negligence, for any loss arising from the use of or reliance on information contained in this presentation including representations or warranties or in relation to the accuracy or completeness of the information, statements, opinions, forecasts, reports or other matters, express or implied, contained in, arising out of or derived from, or for omissions from, this presentation including, without limitation, any financial information, any estimates or projections and any other financial information derived therefrom. Statements in this presentation are made only as of the date of this presentation unless otherwise stated and the information in this presentation remains subject to change without notice. To the extent permitted by law, no responsibility or liability is assumed by Titan or any of its affiliates and its directors, officers, employees, associates, advisers and agents for updating any information in this presentation or to inform any recipient of any new or more accurate information or any errors or mis-descriptions of which Titan and any of its affiliates or advisers may become aware.

FORWARD LOOKING STATEMENTS

Certain information in this document refers to the intentions of Titan, but these are not intended to be forecasts, forward looking statements or statements about the future matters for the purposes of the Corporations Act or any other applicable law. The occurrence of the events in the future are subject to risk, uncertainties and other actions that may cause Titan's actual results, performance or achievements to differ from those referred to in this document. Accordingly, Titan and its affiliates and their directors, officers, employees and agents do not give any assurance or guarantee that the occurrence of these events referred to in the document will actually occur as contemplated.

Statements contained in this document, including but not limited to those regarding the possible or assumed future costs, performance, dividends, returns, revenue, exchange rates, potential growth of Titan, industry growth or other projections and any estimated company earnings are or may be forward looking statements. Forward-looking statements can generally be identified by the use of words such as 'project', 'foresee', 'plan', 'expect', 'aim', 'intend', 'anticipate', 'believe', 'estimate', 'may', 'should', 'will' or similar expressions. These statements relate to future events and expectations and as such involve known and unknown risks and significant uncertainties, many of which are outside the control of Titan. Actual results, performance, actions and developments of Titan may differ materially from those expressed or implied by the forward-looking statements in this document.

Such forward-looking statements speak only as of the date of this document. There can be no assurance that actual outcomes will not differ materially from these statements. To the maximum extent permitted by law, Titan and any of its affiliates and their directors, officers, employees, agents, associates and advisers: disclaim any obligations or undertaking to release any updates or revisions to the information to reflect any change in expectations or assumptions; do not make any representation or warranty, express or implied, as to the accuracy, reliability or completeness of the information in this document, or likelihood of fulfilment of any forward-looking statement or any event or results expressed or implied in any forward-looking statement; and disclaim all responsibility and liability for these forward-looking statements (including, without limitation, liability for negligence).

ACCEPTANCE

By attending an investor presentation or briefing, or accepting, accessing or reviewing this document you acknowledge and agree to the "Disclaimer" as set out above.

AUTHORISATION

Released with the authority of the board of Titan Minerals Ltd.

Titan Investment Proposition

Unlocking the value of world class gold and copper assets in Ecuador



Large Scale Resource at Dynasty- +3 Moz Gold & 22 Moz Silver




World-Class Gold-Copper Projects- meaningful exposure to large-scale gold and copper



Ecuador- An emerging Tier 1 mining jurisdiction



Significant Potential for Rapid Resource Growth & New Discovery



Strong Management & Technical Capability



Social License to Operate- strong community engagement and support



Emerging Gold Developer & Large-Scale Copper Porphyry Explorer



Corporate Snapshot

Directors



MELANIE LEIGHTON
CHIEF EXECUTIVE OFFICER



PETER COOK
NON- EXEC CHAIRMAN



MATTHEW CARR
EXECUTIVE DIRECTOR



BARRY BOURNE
NON-EXEC DIRECTOR

Capital Structure

TTM	ASX
\$0.032	Share Price
1.52B	Issued & Outstanding Shares
~\$50M	Market Cap
\$0.035/\$0.105	52 week low/ high
\$1.2M* \$0.6M	Cash Receivables

Executive Management



PABLO MORELLI
EXPLORATION MANAGER



CECILIA PEÑAHERRERA
CSR MANAGER



FERNANDO INCA
OPERATIONS MANAGER

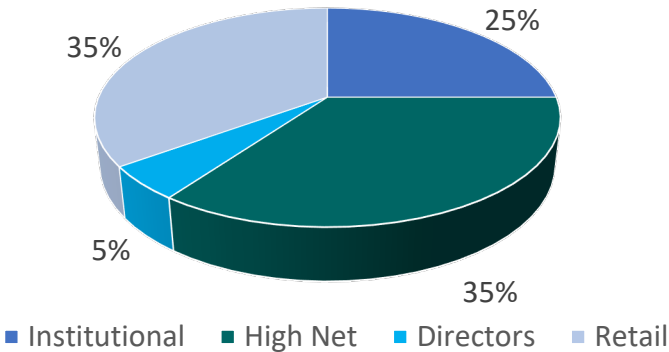


JOHANNA YUNGA
ENVIRONMENTAL MANAGER



KATHY SKEAD
DATABASE MANAGER

Shareholders



Ecuadorian Government Supportive of Mining

Emerging Tier 1 mining jurisdiction



Government supports responsible mining, considered critical to Ecuador's economic revitalization



New president elected who has vowed *"to return peace to the country, to give education to the youth, to provide employment to the many people who are seeking it"*



Mining Investment Attractiveness Index improved from 45 (2015) to 69 (2022)¹



Lowest effective tax rates, low inflation, US economy and fastest permitting in Latam



Mining and exploration **contributing significantly to taxes, employment, infrastructure and communities**, currently 1% GDP, targeting 10-12%

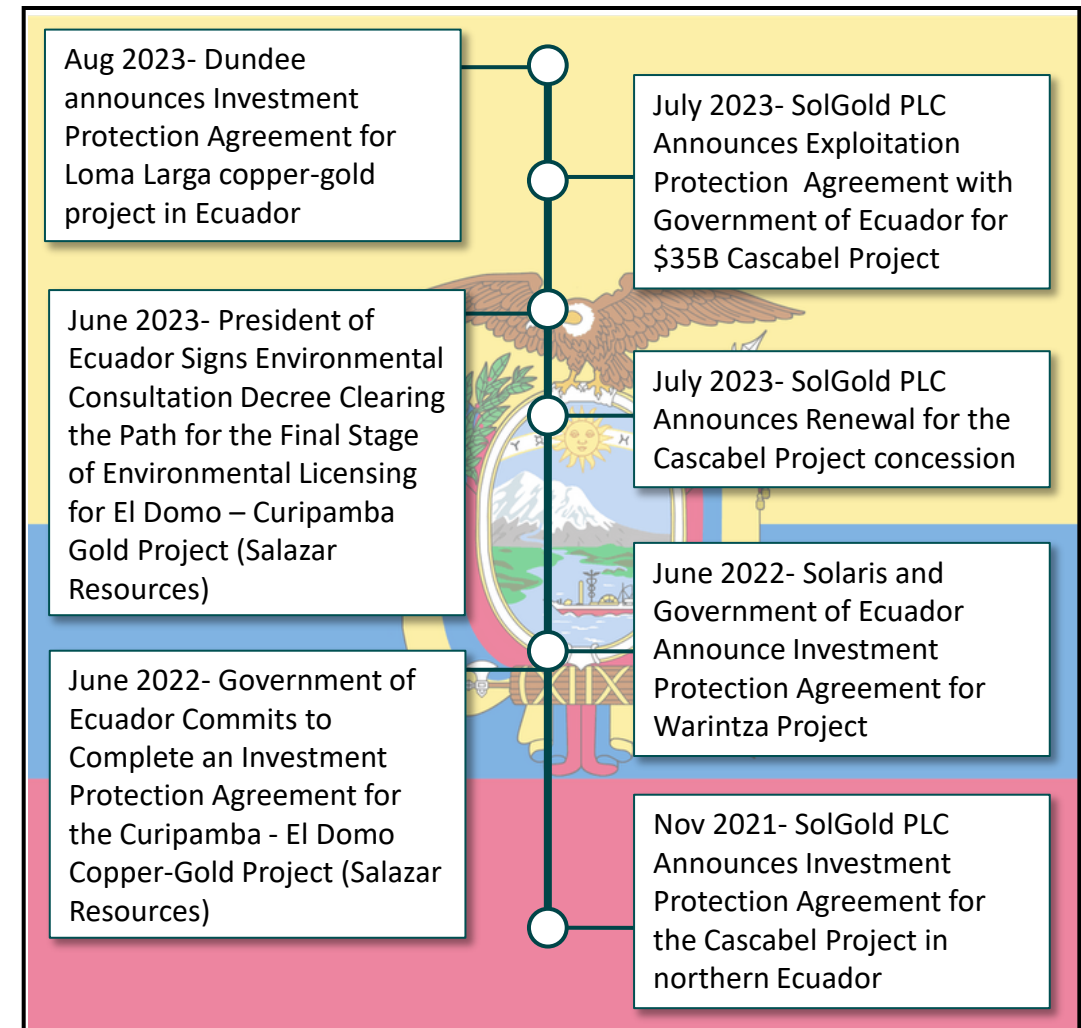


Several major projects advancing through development and into production, with **2 major mines now in full production**

1. Fraser Institute Annual Survey of Mining Companies 2022

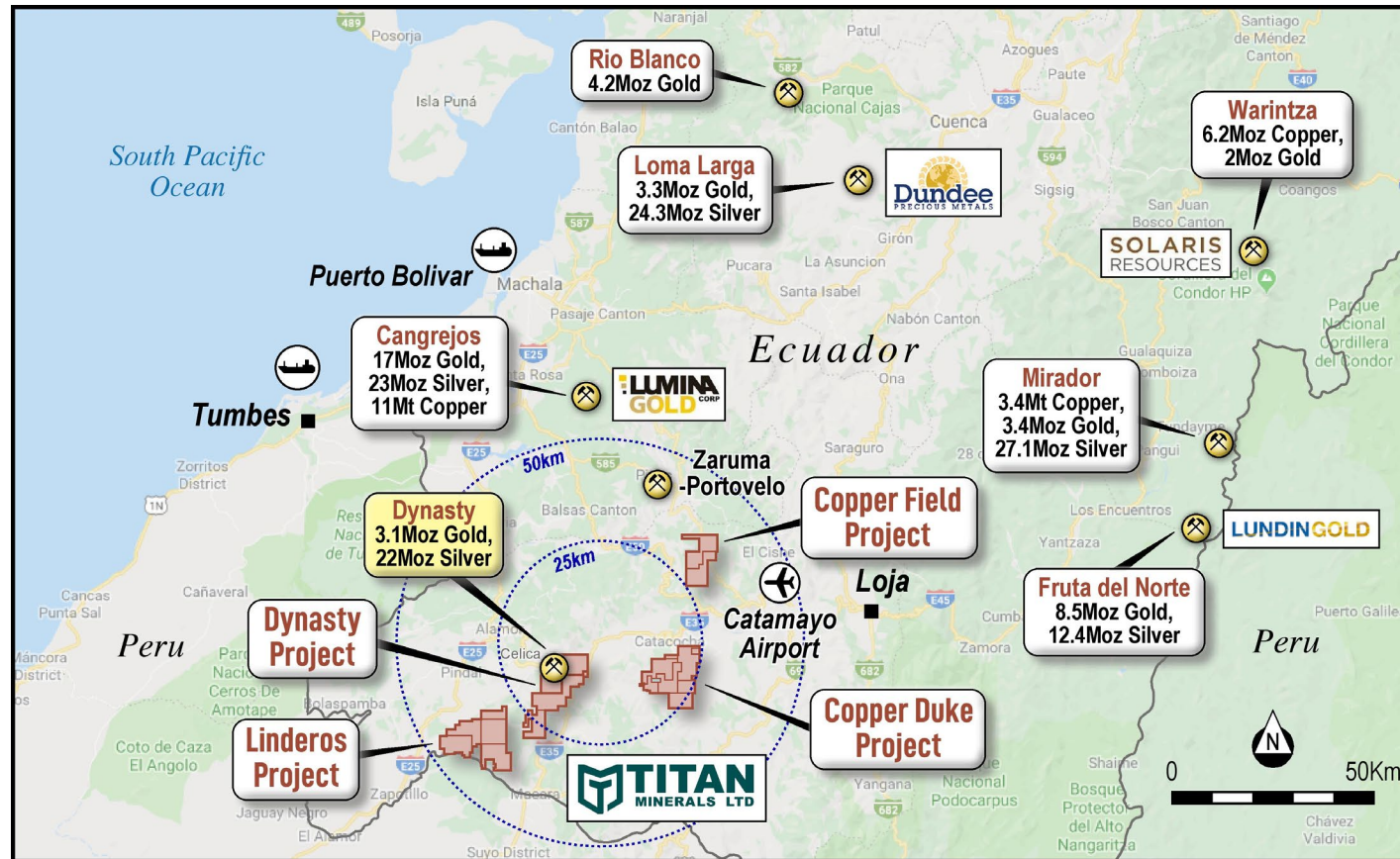


Recent government agreements in support of mining

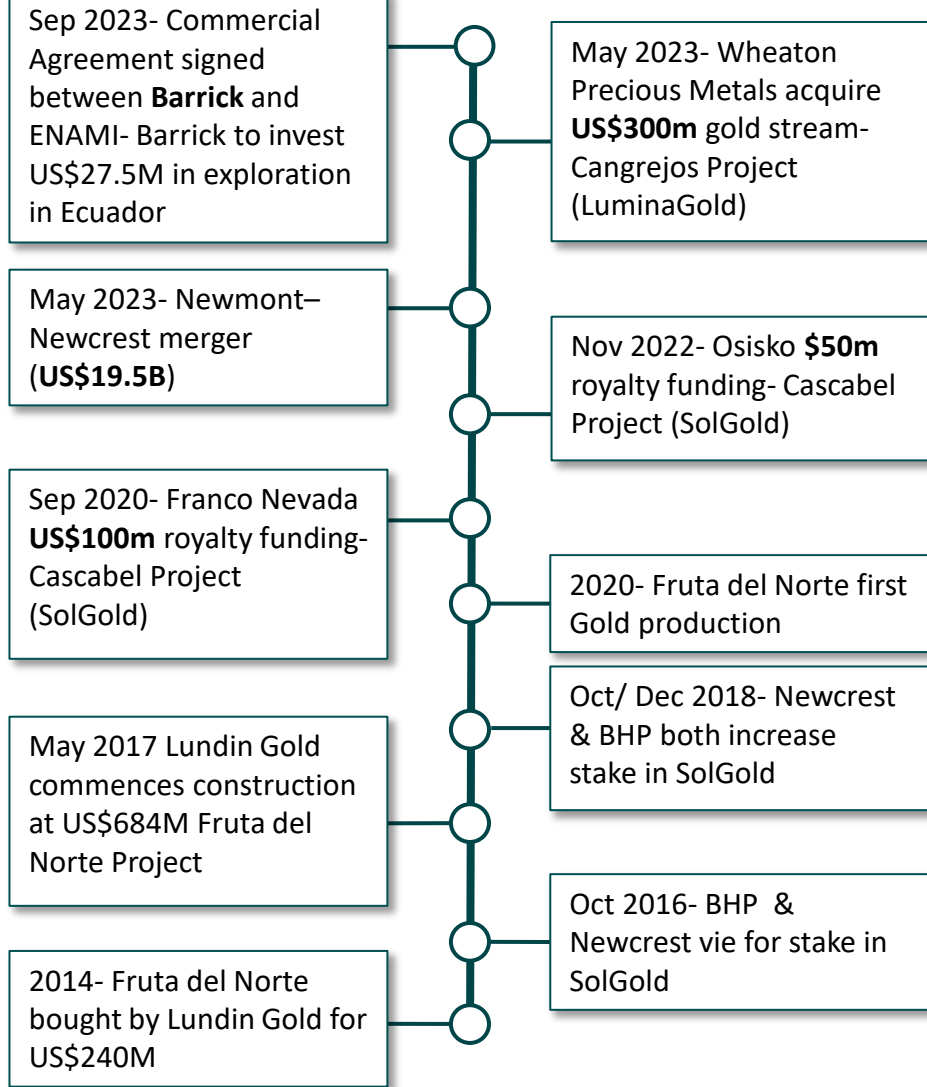


Ecuador Mining Investment Growing Momentum

Investment in new jurisdictions to meet future metals supply



Foreign investment in Ecuador over recent years



The Projects



Large-scale, well located, gold-copper projects in Tier 1 jurisdiction

Dynasty Gold Project (100%, 139km²)

- Substantial Mineral Resource of **3.12Moz gold and 22Moz silver** established
- Large epithermal gold district, opportunity to substantially grow resources

Linderos Project (100%, 143km²)

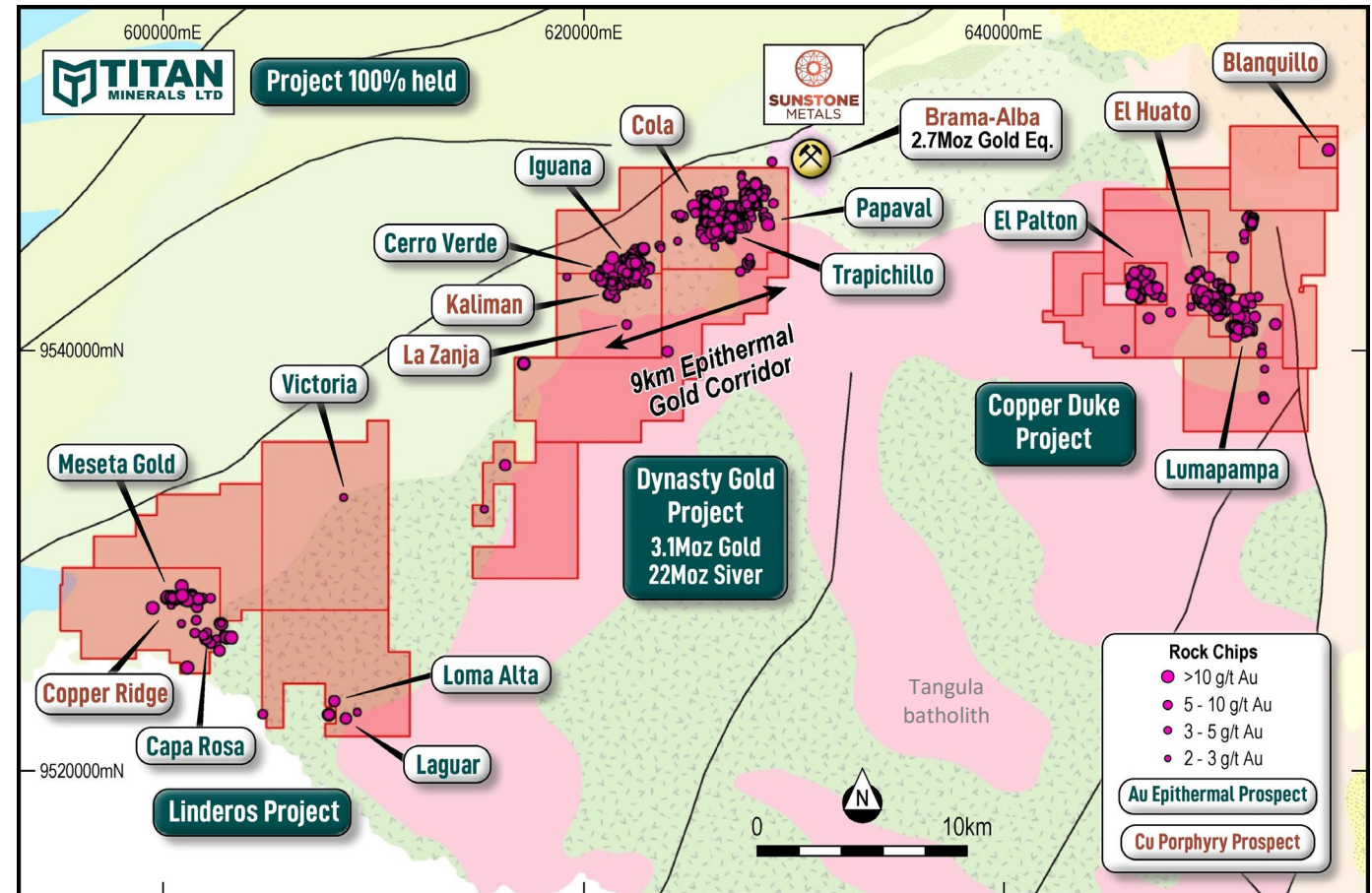
- Porphyry copper and epithermal gold-silver systems confirmed by drilling

Copper Duke Project (100%, 131km²)

- Evidence for epithermal gold and large-scale porphyry copper systems in geophysics, surface mapping and geochemistry

Copper Field Project (100%, 65km²)

- Early-stage, evidence for precious and base metal epithermal systems



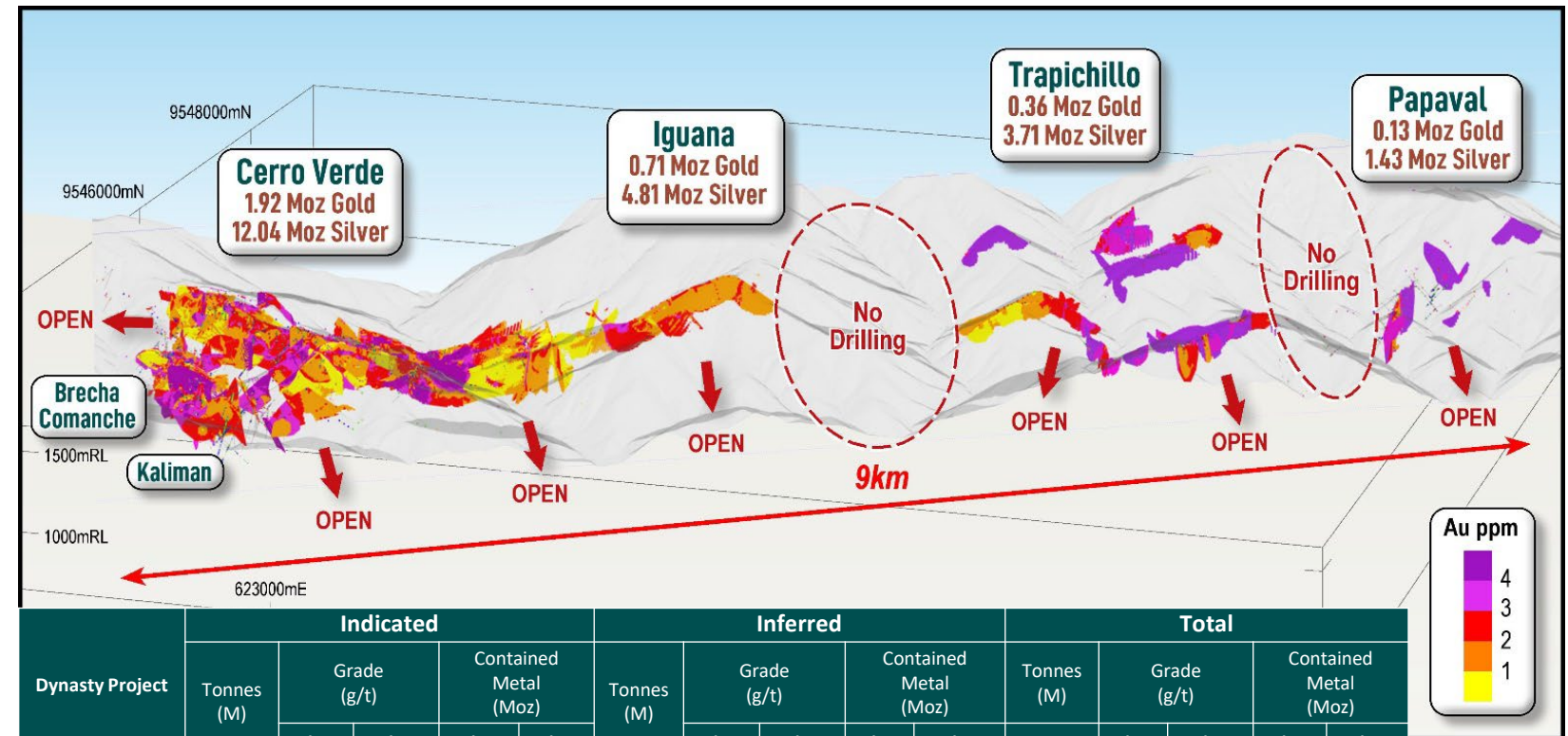
Dynasty Gold Project



Substantial resource with potential to rapidly grow

- 9km epithermal vein corridor hosting substantial resource of **3.12Moz gold and 22Moz silver** @ **2.23 g/t Au, 15.7 g/t Ag**
- High-grade component of **2.09Moz gold and 13.33Moz silver** @ **3.77 g/t Au, 24.0g/t Ag**
- **More than half of Mineral Resources (1.67Moz) contained within top 100 metres**
- Significant potential to **grow resources and upgrade classification** through moderate drilling
- **Resources extend from surface down to ~ 350m**, but most of the system remains open and hasn't been tested below 200m

Oblique view looking north displaying Mineral Resource blocks coloured by gold



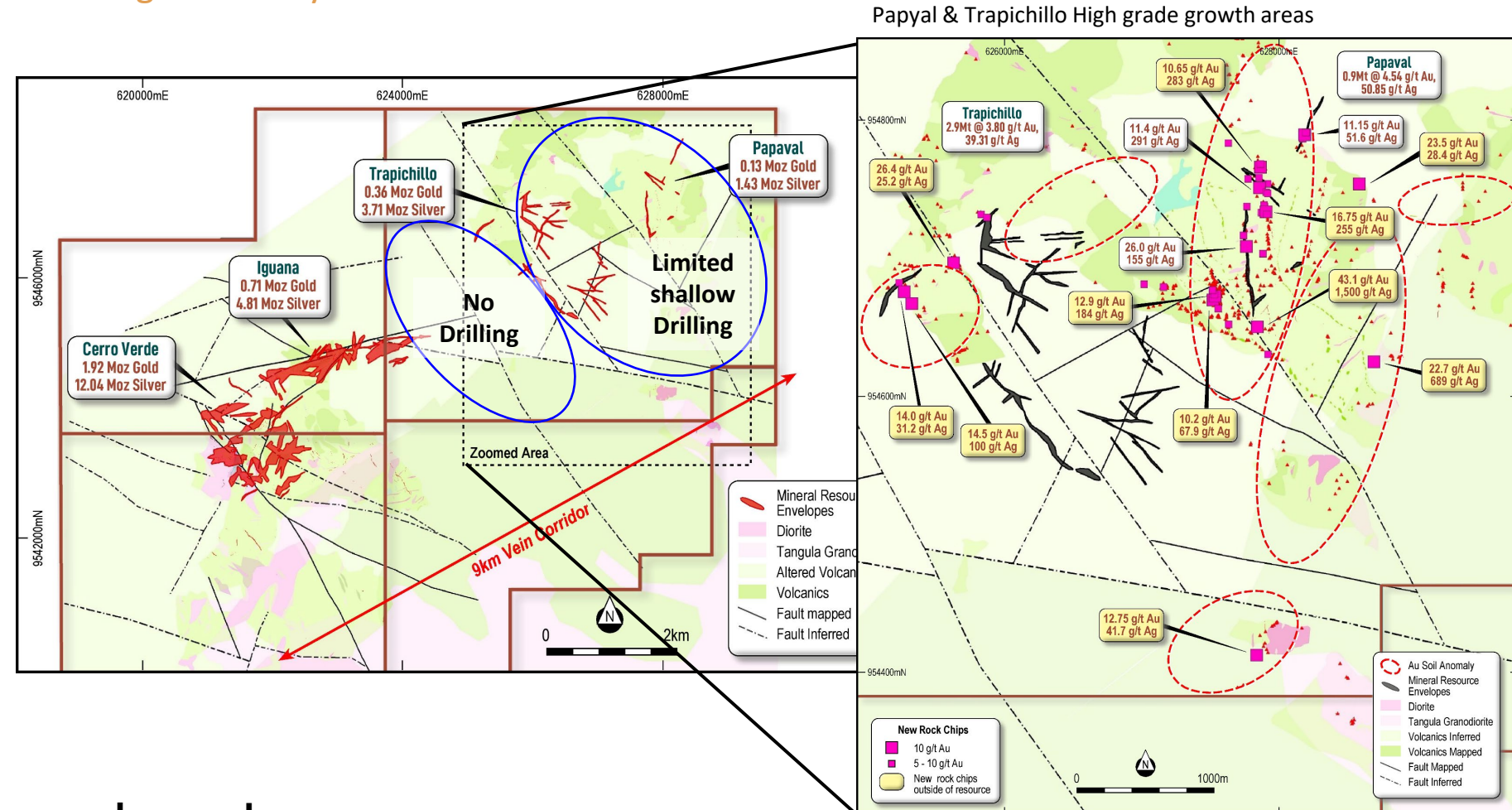
Dynasty Project	Indicated					Inferred					Total				
	Tonnes (M)	Grade (g/t)		Contained Metal (Moz)		Tonnes (M)	Grade (g/t)		Contained Metal (Moz)		Tonnes (M)	Grade (g/t)		Contained Metal (Moz)	
		Au	Ag	Au	Ag		Au	Ag	Au	Ag		Au	Ag	Au	Ag
Cerro Verde	15.17	2.01	13.51	0.98	6.59	13.63	2.15	12.44	0.94	5.45	28.80	2.08	13.00	1.92	12.04
Iguana	2.41	2.36	16.08	0.18	1.25	8.52	1.92	13.00	0.53	3.56	10.93	2.02	13.68	0.71	4.81
Trapichillo	0.05	1.89	9.28	0.00	0.01	2.89	3.83	39.80	0.36	3.70	2.94	3.80	39.31	0.36	3.71
Papaval	0.46	3.04	48.24	0.05	0.72	0.41	6.24	53.80	0.08	0.71	0.87	4.54	50.85	0.13	1.43
Total	18.09	2.09	14.73	1.21	8.57	25.44	2.33	16.40	1.90	13.41	43.54	2.23	15.70	3.12	21.98

Dynasty Epithermal Footprint Expanded- Lateral Resource Growth



Resource expansion and growth drilling underway

- Mapping and geochemistry has **expanded epithermal gold footprint** well beyond currently defined resources
- New high priority areas** defined with large-scale coincident gold-silver-arsenic-antimony
- Papayal and Trapichillo prospects exhibit **extremely high gold grades** (Papayal 4.45 g/t Au and Trapichillo 3.80 g/t Au)
- Excellent opportunity to grow **high grade, high margin gold** resources
- Resource growth drilling underway!**



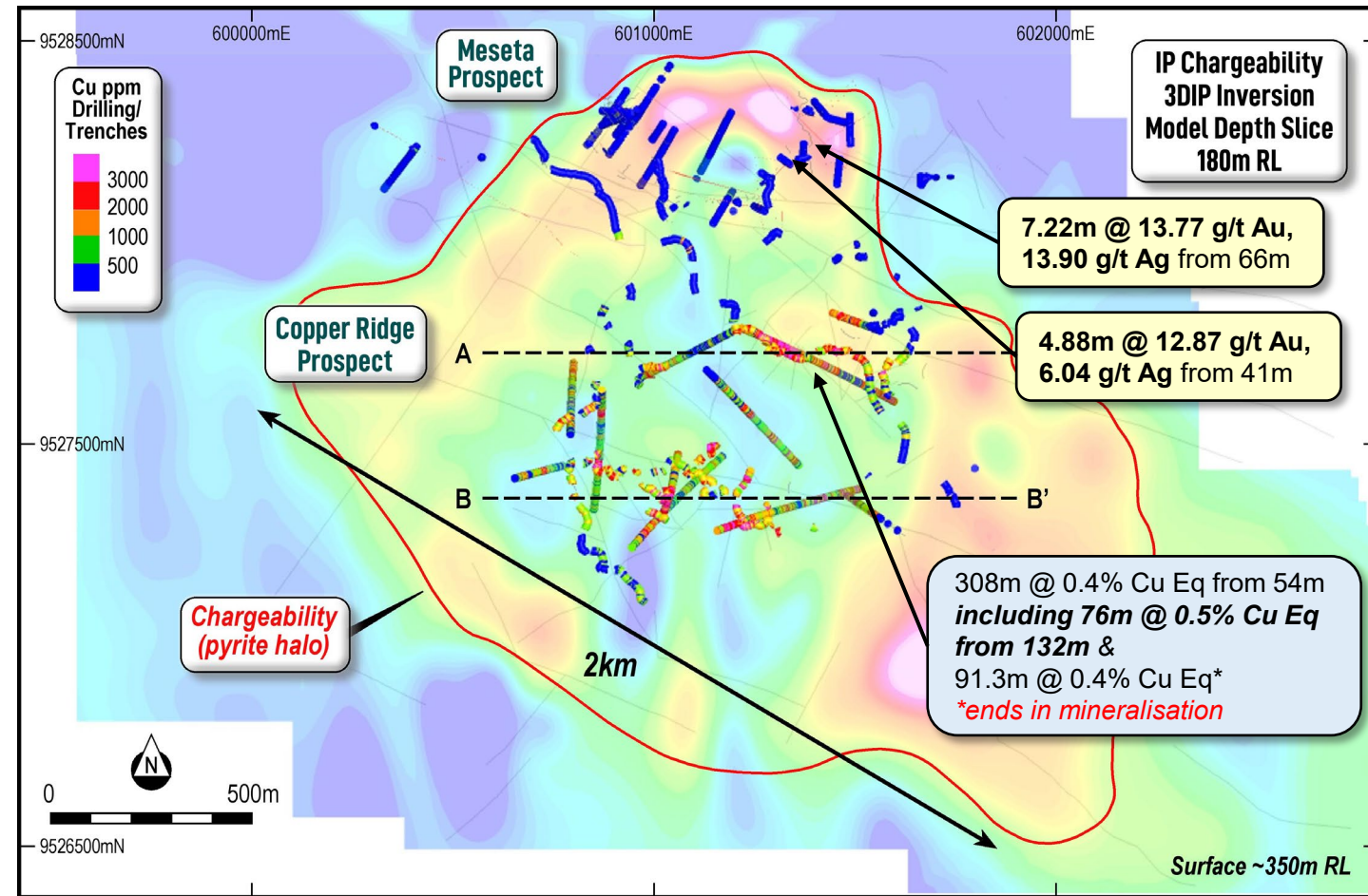
Linderos Project- Copper Porphyry & Epithermal Gold Project



2km chargeability halo highlights large-scale copper porphyry footprint

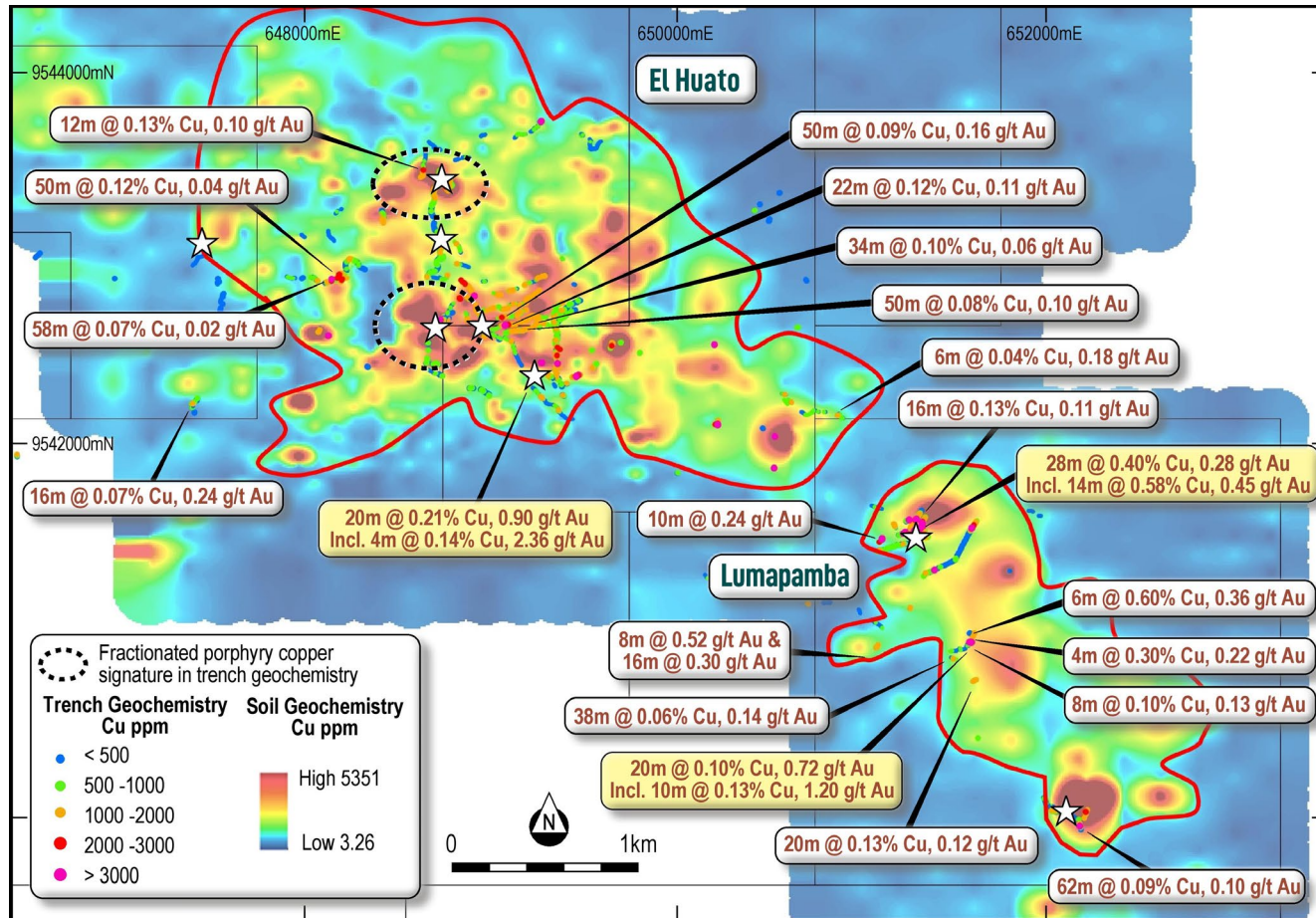
- **Substantial porphyry copper system confirmed** from surface to 500m, **mineralisation remains open**
- Significant porphyry mineralisation includes **308m @ 0.4% Cu Eq from 54m**, including **76m @ 0.5% Cu Eq from 132m**
- **High grade epithermal gold system confirmed** by drilling at Meseta Gold prospect, **mineralisation remains open**
- Significant epithermal gold results include:
 - **7.22m grading 13.77 g/t Au, 12.90 g/t Ag** from 66m
 - **4.88m grading 12.87 g/t Au, 6.04 g/t Ag** from 41m
- **Large-scale (2km) 3D IP chargeability anomaly** indicates larger porphyry system than recognised by drilling

Copper Ridge & Meseta Plan View of 3D IP Chargeability, Drilling & Trenching (Cu ppm)



Copper Duke Project- Porphyry Project

Geochemical signature akin to Tier 1 porphyry deposits



Plan View of El Huato and Lumapamba prospects displaying soil and trench samples (Cu ppm)

- **7km porphyry alteration footprint** highlighted by magnetics, soil geochemistry, and mapping
- Multi-phase outcropping targets:
 - ❑ Porphyry copper-gold mineralization
 - ❑ Breccia copper mineralisation
 - ❑ Epithermal gold vein system
- **Wide intervals of copper and gold** in trenching at El Huato and Lumapamba prospects
- Quartz diorite derived from **high pressure hydrous melt** ie. magma type required for large long-lived porphyry copper deposits
- Mineralisation confirmed as Palaeocene- the same age as **giant porphyry copper deposits** in Peru
- **Only 4 holes ever drilled!**



Long Term Partnerships Developed with Key Stakeholders

Commitment to transparency, education, employment and inclusion



1

ENVIRONMENTAL RESPECT

Responsible exploration ensuring minimal disturbance to native vegetation and natural landscape

2

COMMUNITY BENEFIT

Working to benefit local communities, skills training, local partnerships and community initiatives

3

BIG IDEAS

Exploring blue-sky opportunities in fertile systems for game changing discoveries and sustainable projects

4

RESPONSIBLE STEWARDSHIP

Commitment to integrity, safety, best practice and responsible planning and management of resources

Communities previously opposed to mining are changing their attitude, after seeing the benefits generated by Titan's presence, through the generation of jobs and community development initiatives.






Titan Value Proposition & Next Steps

Development ready gold project with resources set to rapidly grow

- **+3Moz gold project that is significantly undervalued** (current market value ~\$17/oz)
- **Dynasty resource set to grow rapidly with lateral and depth extensions to feature in drilling in 2023 and 2024**
- **Resource growth drilling underway and expected to deliver strong results in high grade areas**
- **Dynasty Resource Update targeted early Q2 2024**
- **Meaningful exposure to large scale copper in emerging mining jurisdiction where all majors are now positioning**
- **Blue sky copper porphyry potential with drill ready targets and all permits in place**





 @titanminerals
 info@titanminerals.com.au
 +61 8 6375 2700



ASX: TTM

TITANMINERALS.COM.AU