



SARYTOGAN
GRAPHITE

**DISRUPTING
GRAPHITE ANODE
SUPPLY**

March 2024

INVESTOR PRESENTATION

FUTURE FACING COMMODITIES
SINGAPORE CONFERENCE



Conference: Future Facing Commodities
Venue: Raffles City Convention Centre, Singapore
Dates: Tuesday 26 March – Thursday 28 March 2024

SGA Presentation: Wednesday 27 March 2024
1:50pm SGT
1:50pm AWST
4:50pm AEST

Livestream Registration:

Link One: <https://www.futurefacingcommodities.com/livestream-registration>

Back Up Link: <https://blog.the-pick.com.au/webinars/resources-connect-asia-singapore-2024-wednesday-session-2>



Giant and exceptionally high-grade Indicated and Inferred Mineral Resource of **229 Mt @ 28.9% TGC¹** with low mining costs.



Ultra-High Purity Fines (UHPF) at up to **99.9992% C** “five nines” achieved for advanced industrial uses³.



Uncoated Spherical Purified Graphite (USPG) lithium-ion battery performance superior to synthetic graphite⁴.



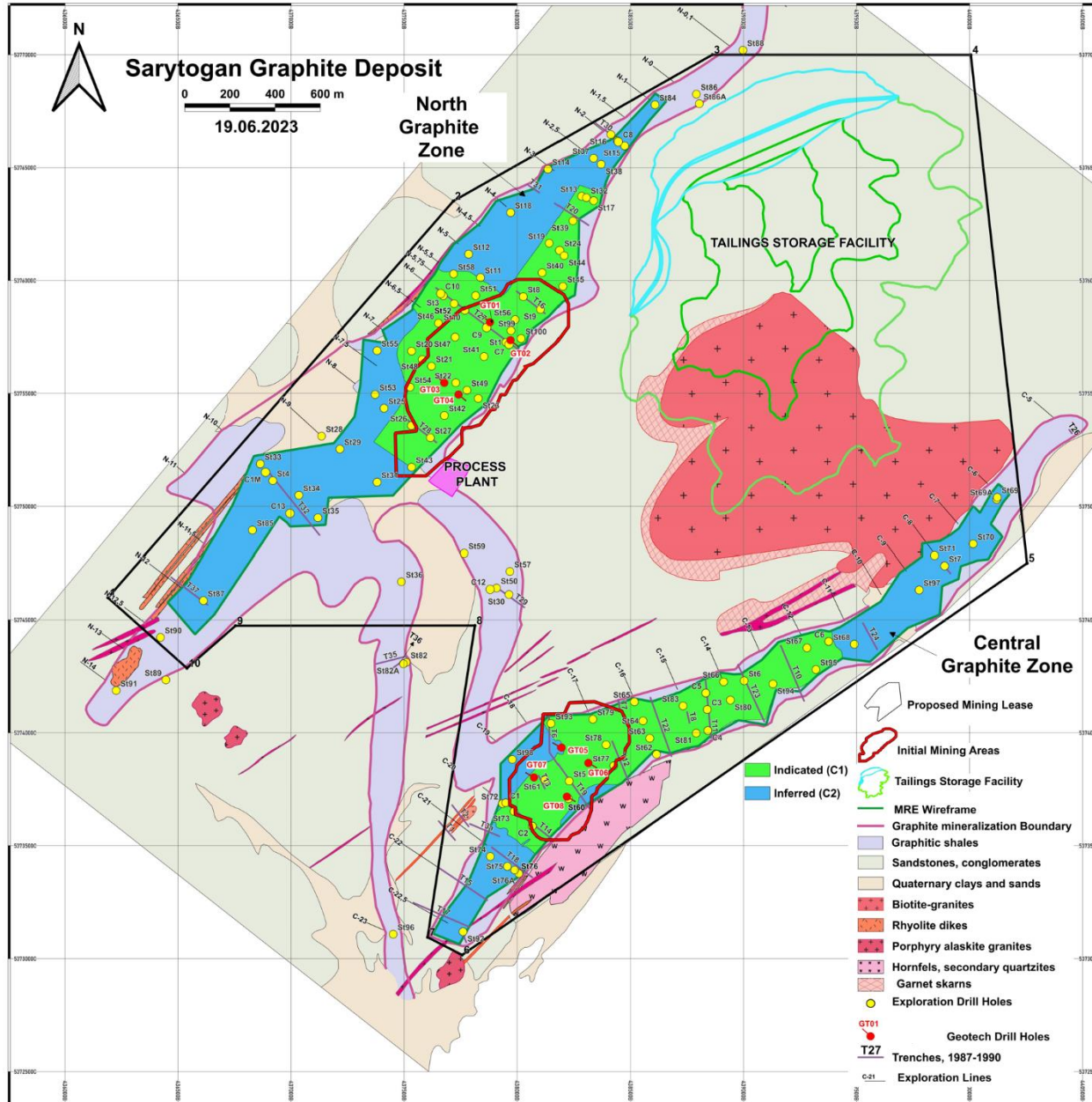
Kazakhstan is an established mining jurisdiction ideally located between the largest battery manufacturers in Europe and China.



Pre-Feasibility Study (PFS) scheduled for completion by Q3 2024.



The Project - Mineral Resource and Preliminary Mine Layout




Zone (>15% TGC)	JORC ¹ Classification	In-Situ Tonnage (Mt)	Total Graphitic Carbon (TGC %)	Contained Graphite (Mt)
North	Indicated	87	29.1	25
	Inferred	81	29.6	24
	Total	168	29.3	49
Central	Indicated	39	28.1	11
	Inferred	21	26.9	6
	Total	60	27.7	17
Total	Indicated	126	28.8	36
	Inferred	103	29.1	30
	Total	229	28.9	66


- Graphitic shales enriched by contact metamorphism from intrusion of granitic dome
- Micro-crystalline graphite sets Sarytogan apart from traditional vein, flake and amorphous.
- Mineral Resource is vast; project size will be determined by the market, not the resource

¹Refer: ASX announcement 27/3/2023

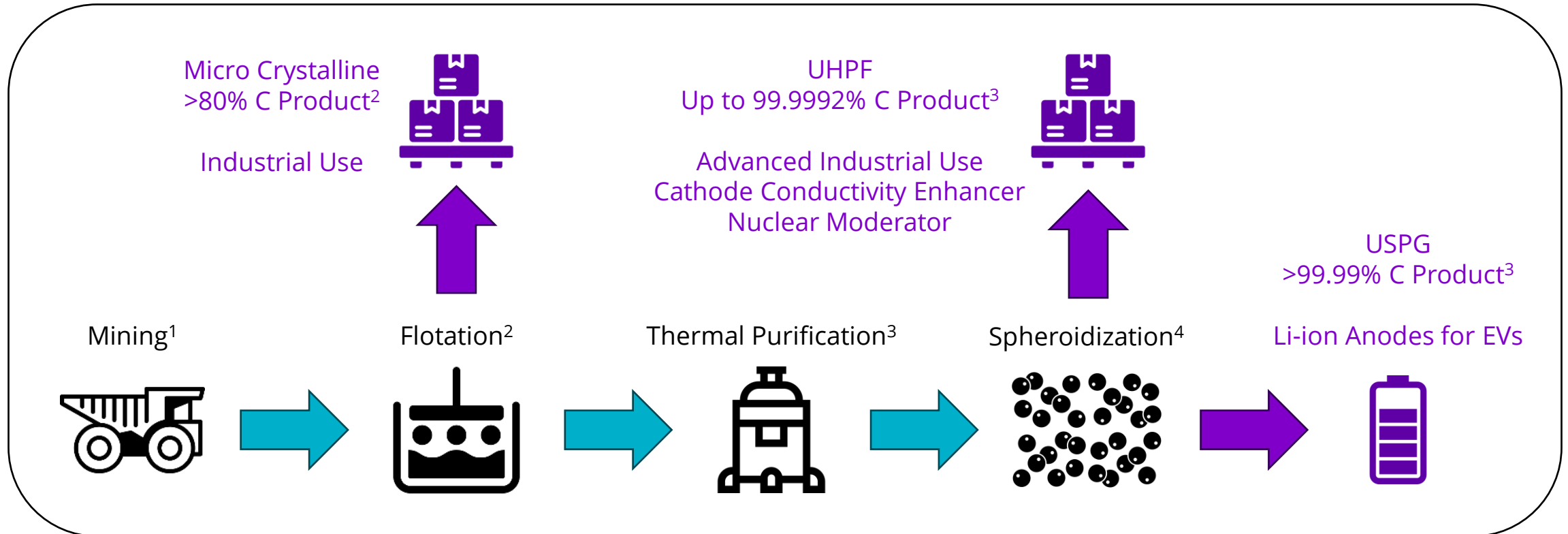
The Project - Grade is King



Hypothetical	Mine A	Mine B
Grade	10%	30%
Strip Ratio (W:O)	3:1	0.2:1
Process, Product	same	same
Mining Costs	\$ 10X	\$ X
Flotation Costs	\$ 3Y	\$ Y

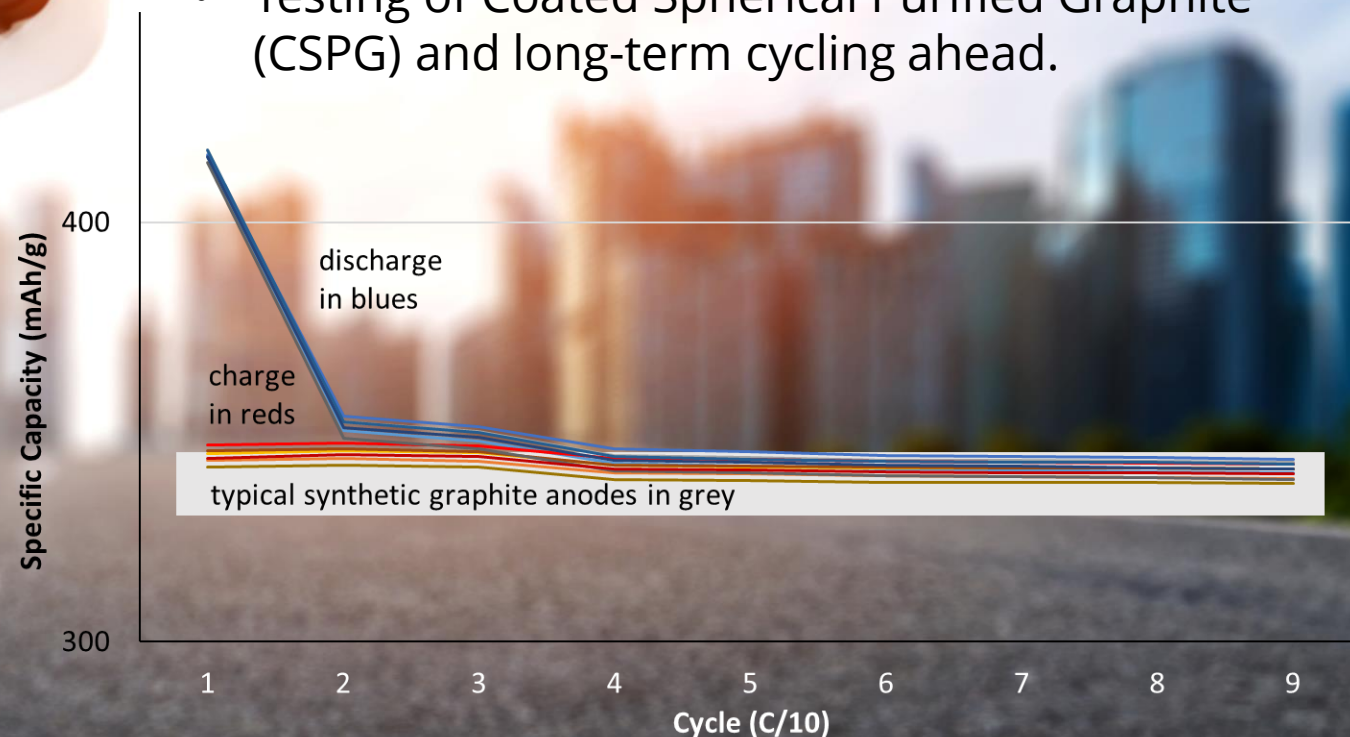


This example is hypothetical only and provided to illustrate the effect of grade and strip ratio on mining economics. There are many other factors that influence mining economics. The examples are not intended to represent the Sarytogan Graphite Deposit or any other graphite deposit.

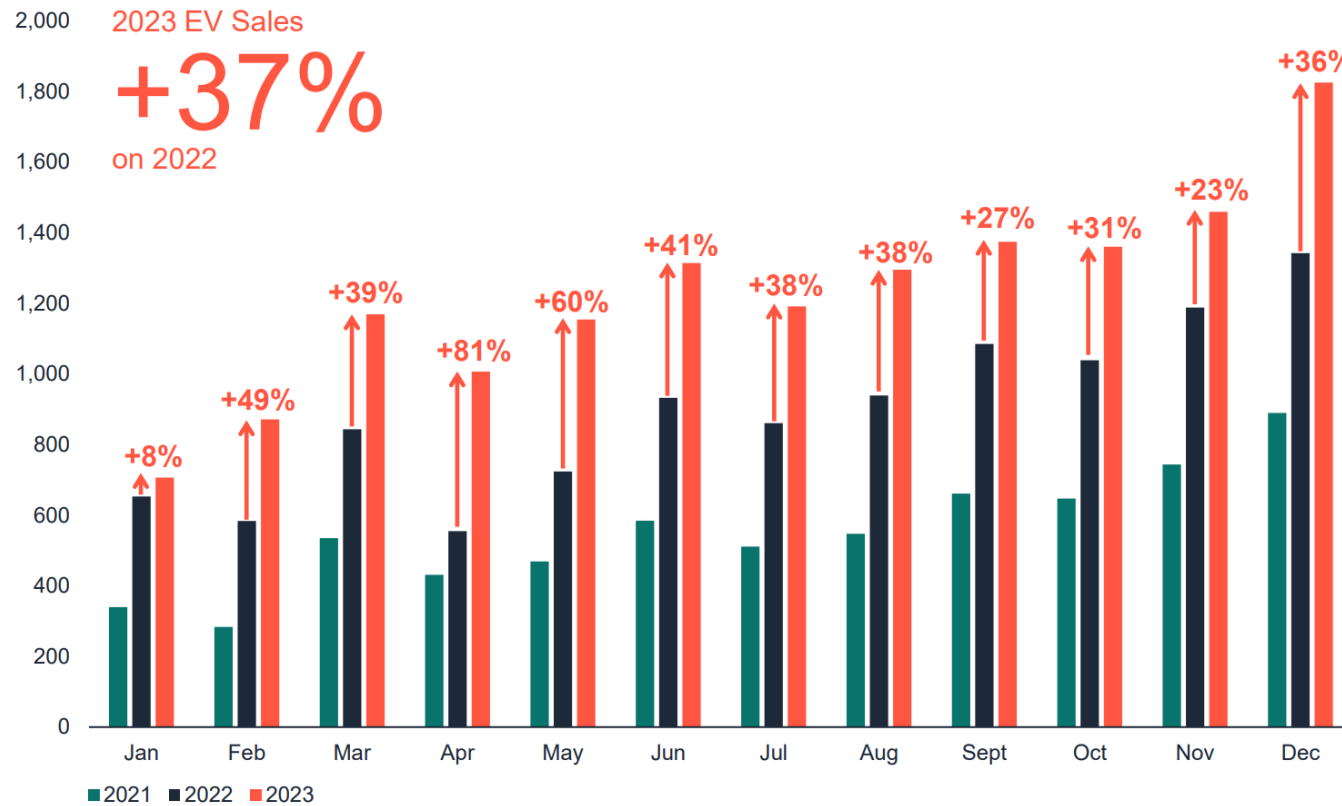


- 'Inverted flowsheet', purification ahead of spheroidization, produces Ultra-High Purity Fines (UHPF)
- The PFS will study equal proportions of 3 proposed graphite products totalling about 50,000 tpa
- Strategy is small and modular, giant Mineral Resource allows future replication
- All flowsheet elements have now been demonstrated by test work

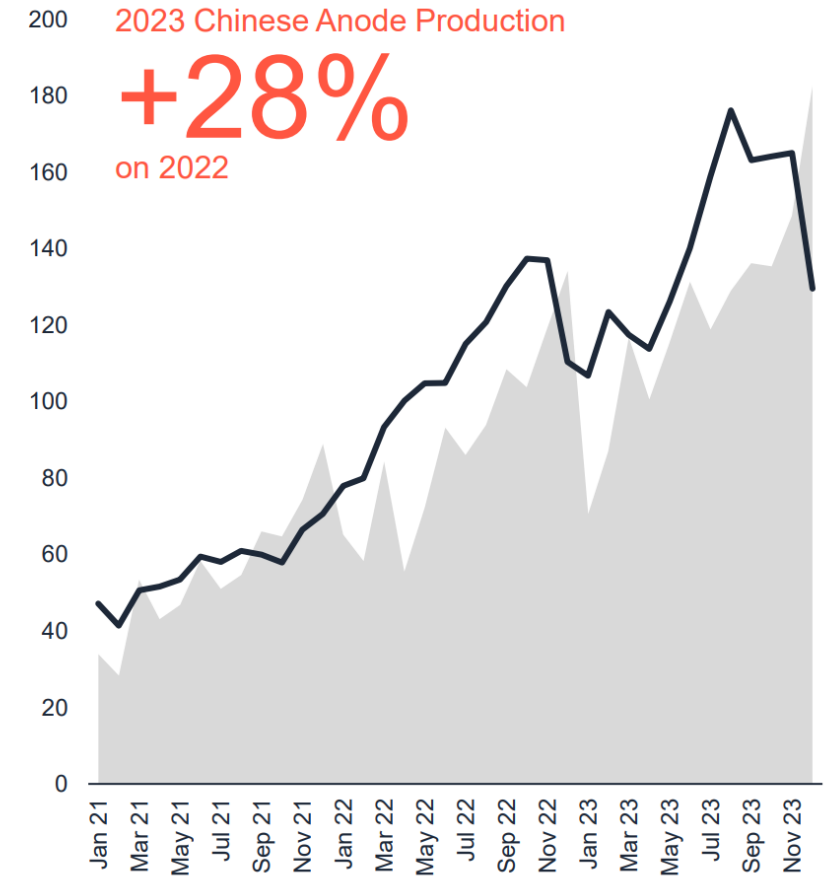
- Coin-cell lithium-ion batteries were manufactured from Sarytogan USPG.
- Consistently superior capacity compared to many synthetic graphite anodes for EVs¹.
- Testing of Coated Spherical Purified Graphite (CSPG) and long-term cycling ahead.



Global Monthly EV Sales ('000 Units)¹



Chinese Anode Production (kt per Month)²



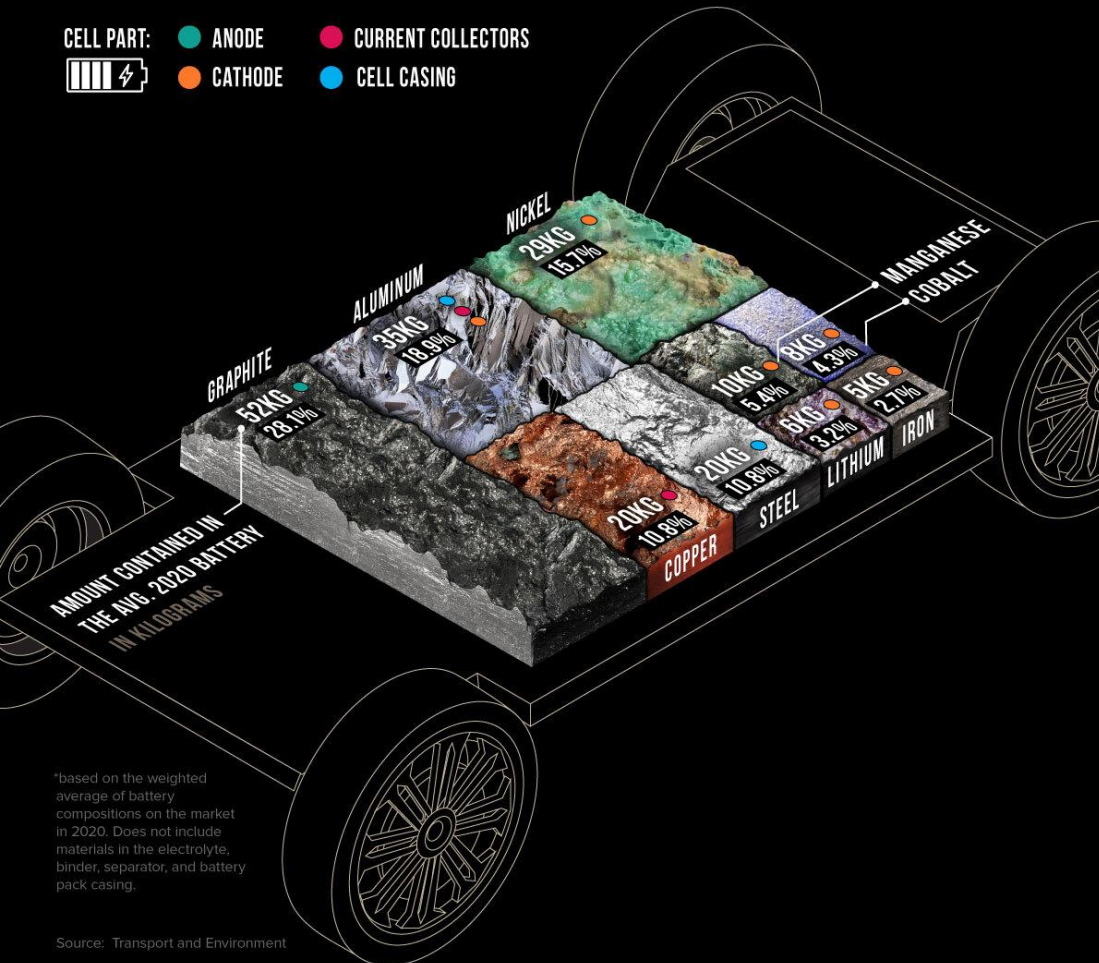
The Market - Graphite is the major raw material in all EV battery types



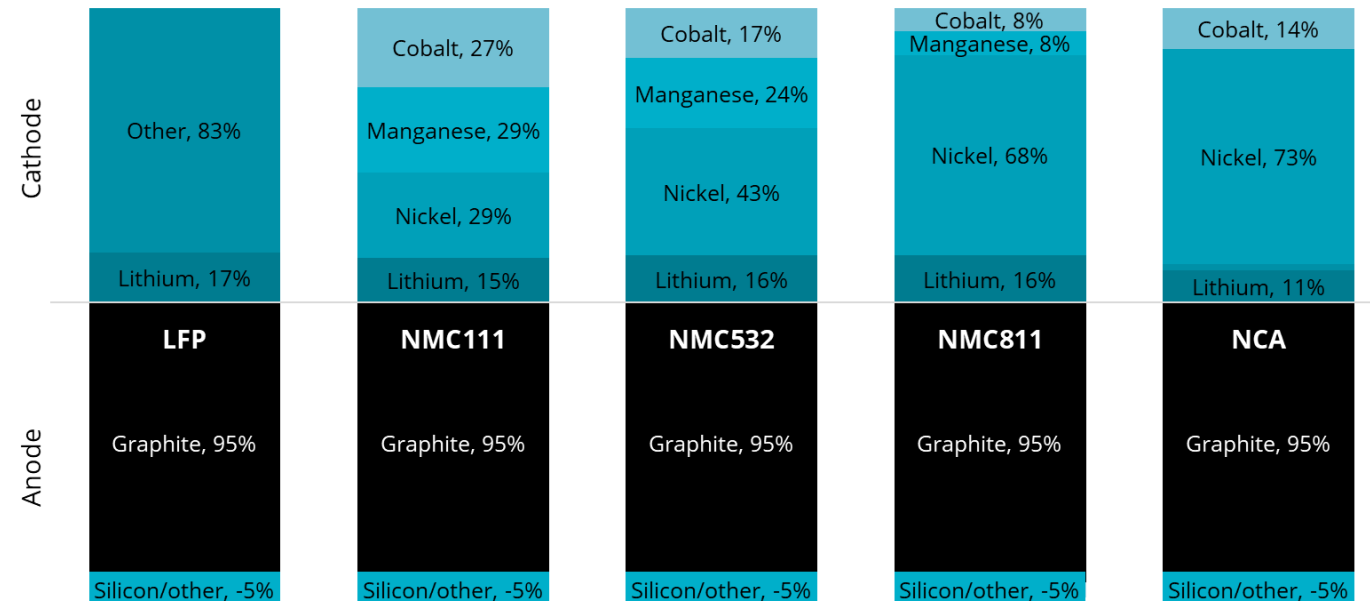
THE KEY MINERALS IN AN EV BATTERY

Lithium-ion batteries harness the properties of various minerals to power electric vehicles. The cells in the average lithium-ion battery with a **60-kilowatt-hour (kWh)** capacity contain around **185kg*** of minerals.

CELL PART: ● ANODE ● CURRENT COLLECTORS
● CATHODE ● CELL CASING



- Graphite is the major raw material in EV batteries.
- The EV battery anode is always graphite, regardless of battery chemistry.
- Silicon is limited to 5% as any anode performance gains are not matched on the cathode

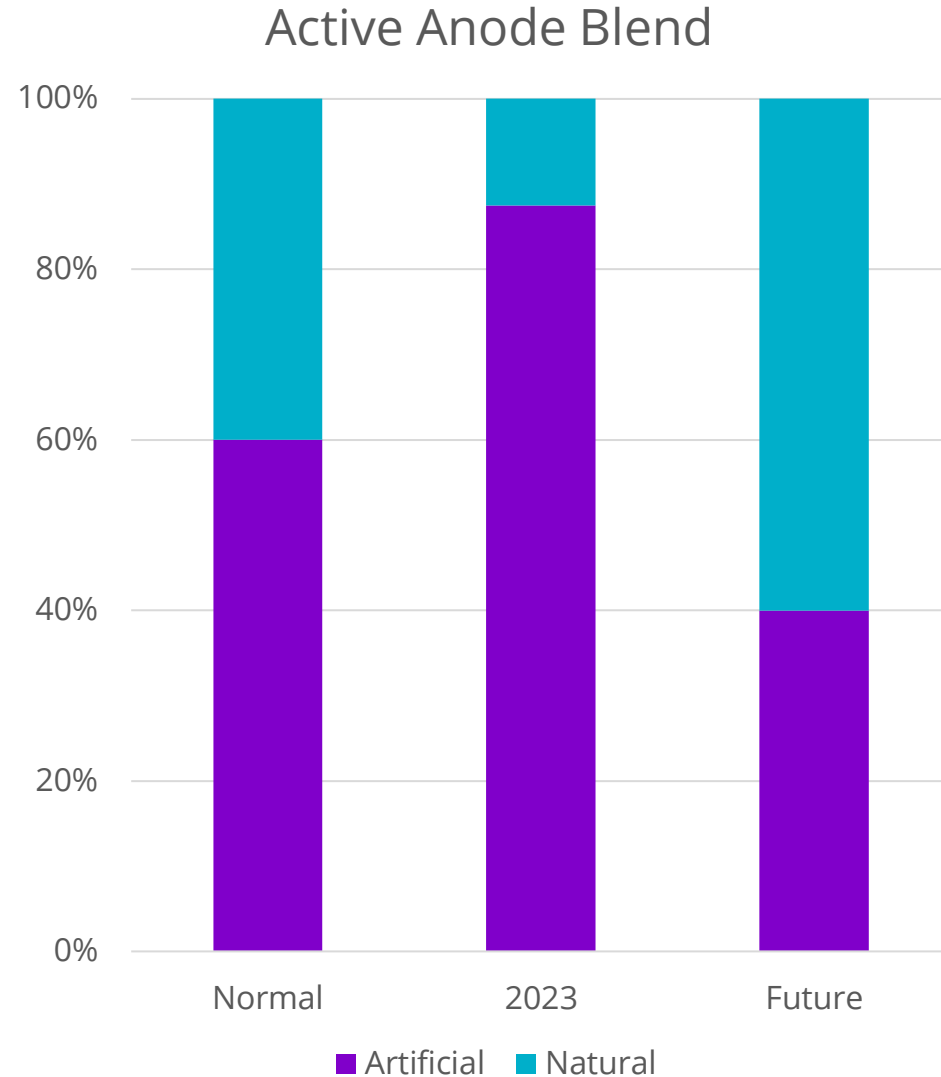


LFP Cell—Global Warming Potential Contribution Analysis

Contribution to CO₂ impact per kg



- Environmental regulation will continue to tighten. E.g. EU Battery Passport
- Graphite is a focal point to reduce the CO₂ footprint of the EV battery



- Natural graphite has been created by geological forces over millennia.
- Artificial graphite requires expensive and CO₂ intensive treatment of fossil fuel by-products.
- China rapidly expanded synthetic graphite production in 2023 to meet EV demand.
- Policies will mature and insist on greener, lower-cost and high-quality natural graphite.
- Natural graphite demand will be supercharged as a growing proportion of a growing market.

HOW MANY MINES DO WE NEED?

As the lithium ion battery revolution gains momentum, **Benchmark** forecasts just how many mines need to be built to keep up with the exceptional volumes of demand for key raw materials expected by 2035.



■ 2022 Supply Vs 2035 Demand



Natural Graphite



Average Mine/Plant Size



56,000 t

No. of Mines/Plants Needed



USA Inflation Reduction Act 1/1/2023

Tax credits for EVs with majority of battery minerals from FTA countries & nil China

China Export Ban 1/12/2023

Dominate 70% of graphite mining & 90% of anode value add¹

Source: ¹Benchmark Minerals Intelligence 20/10/23

EU Battery Passport 1/2/2025

QR code database of provenance & CO₂ footprint for all large batteries





Key Economic Facts

- Top 50 GDP US\$290Bn
- Population 20M
- US\$370Bn in Foreign Investment post USSR

Favorable Taxation:

- Corporate income tax: 20%
- VAT 12%
- Mineral royalty: 3.5%
- Other taxes: 1.5%

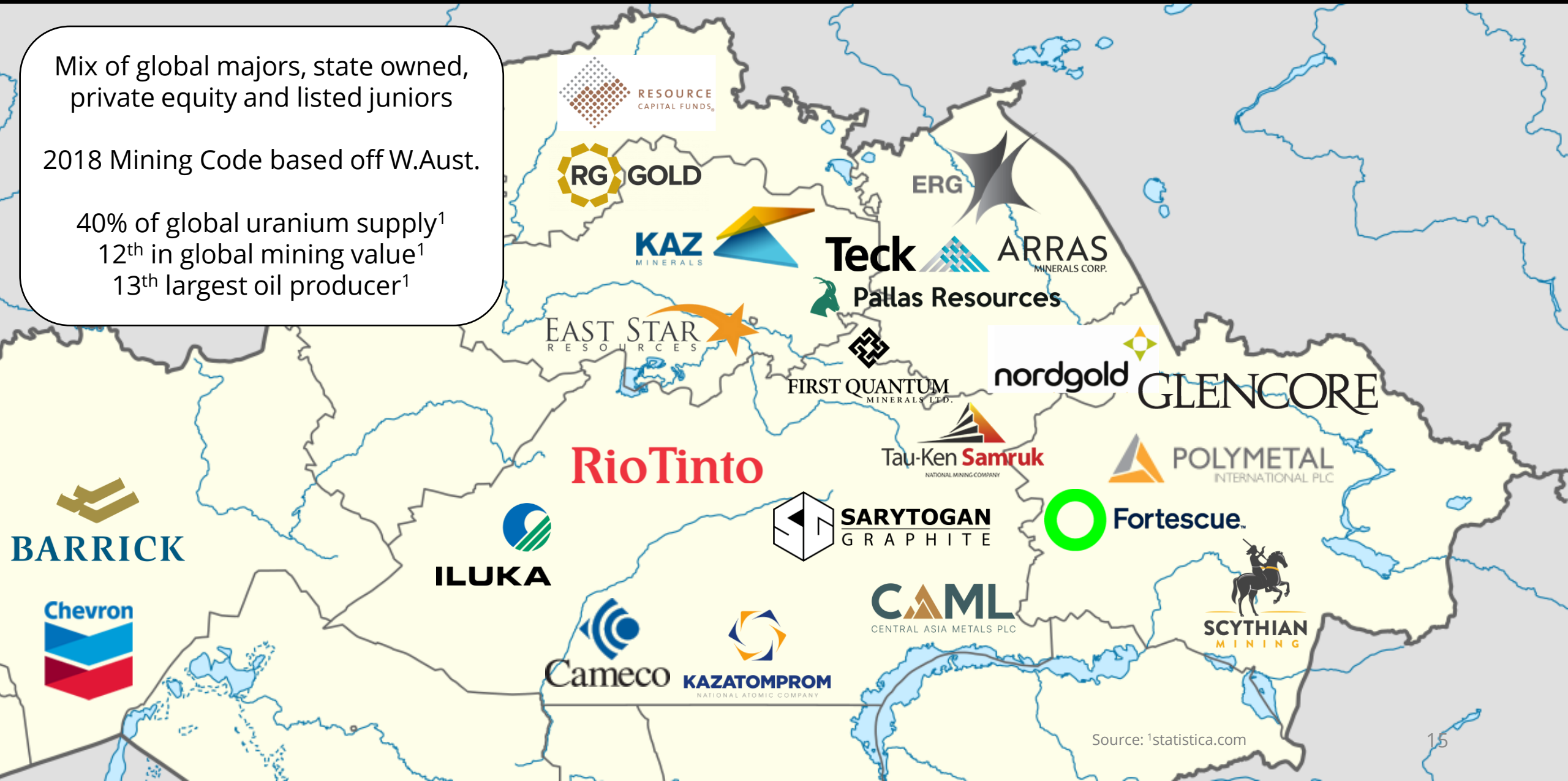
Affordable containerized rail to Europe and China.

Kazakhstan – Established Mining Jurisdiction

Mix of global majors, state owned,
private equity and listed juniors

2018 Mining Code based off W.Aust.

40% of global uranium supply¹
12th in global mining value¹
13th largest oil producer¹



Source: ¹statistica.com

Kazakhstan - Regional Infrastructure Advantages



170km by highway to the large city of Karaganda



6km from bitumen road to project



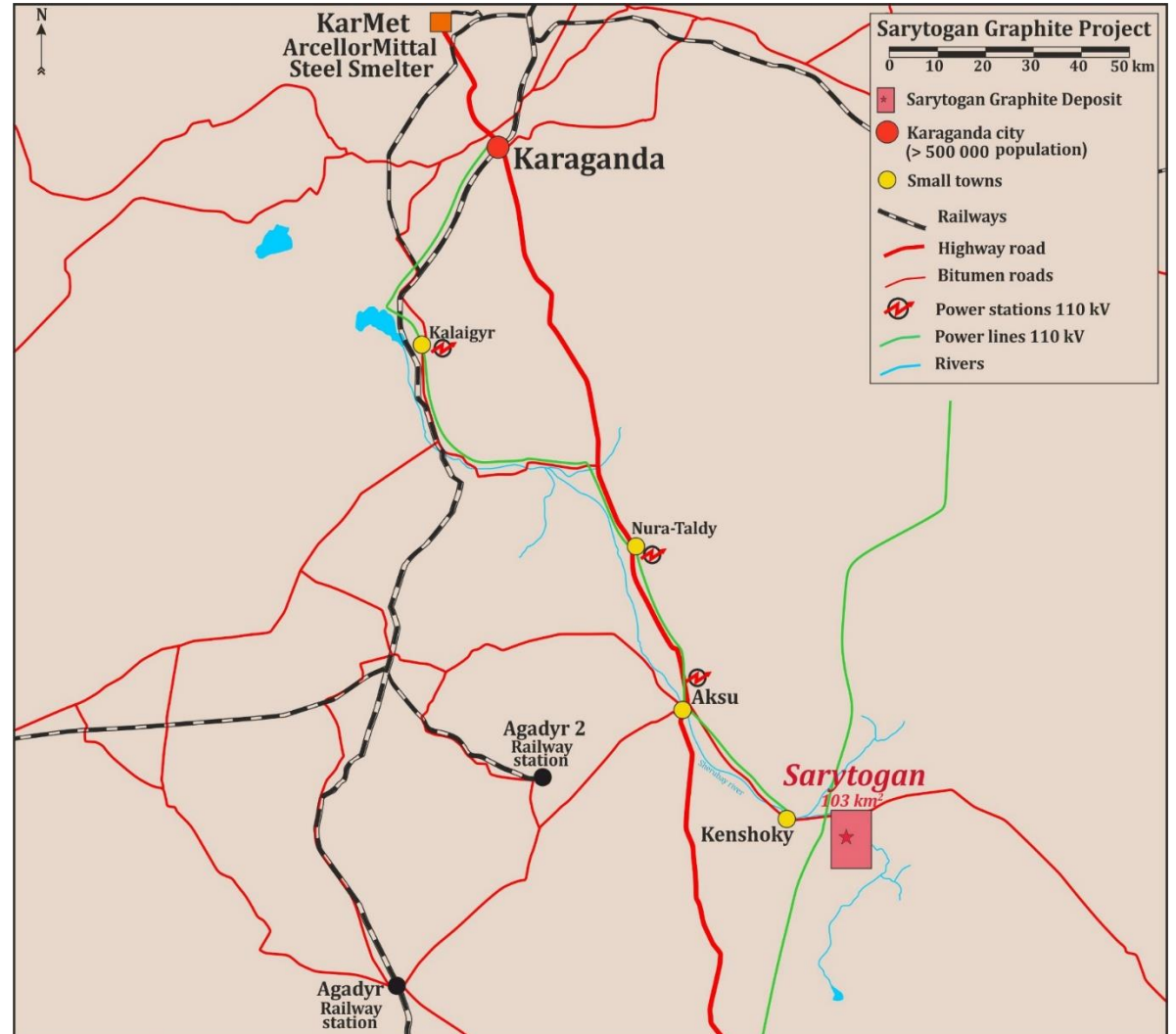
68km from nearest railway station



Sufficient water supply available



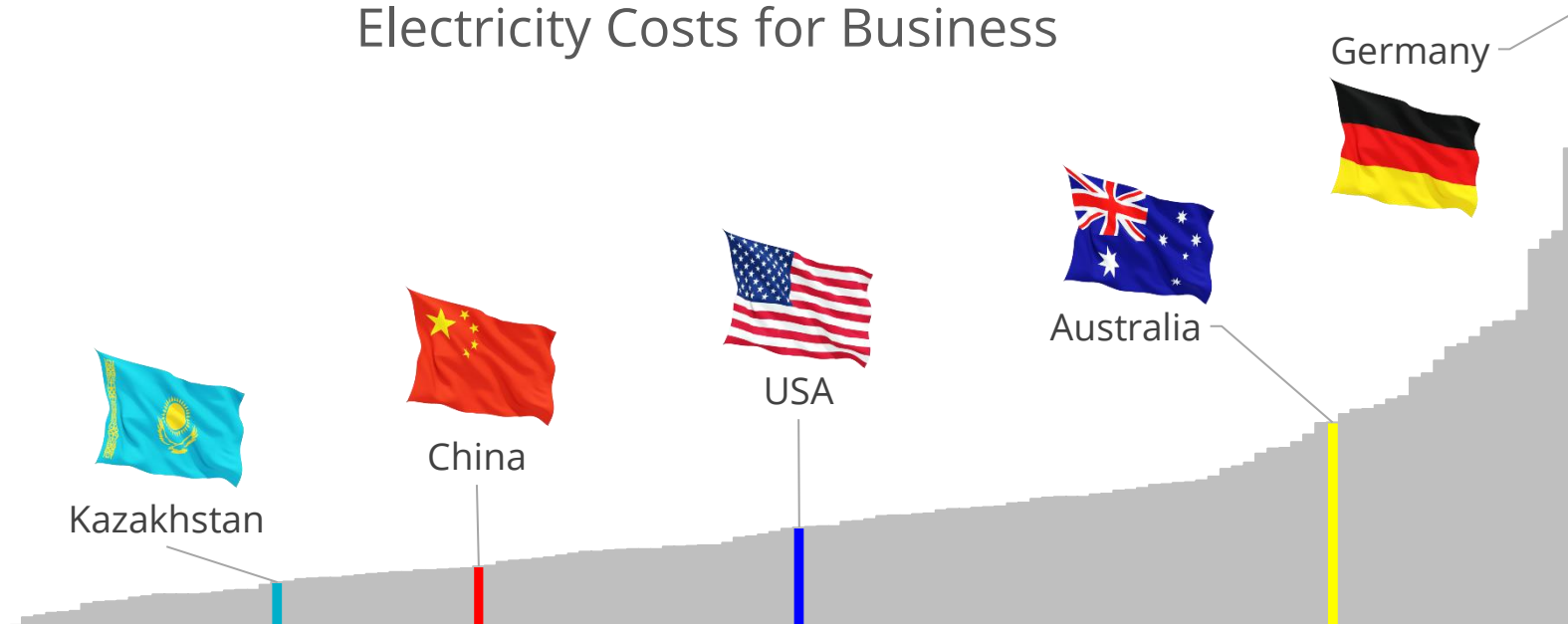
Skilled local workforce



Kazakhstan - Lowest Quartile Power Costs Including Renewables

- Kazakhstan's power cost is in the lowest quartile globally
- 110 kV powerline 2 km from the project (pictured)
- 35 kV powerline 15 km from the project
- 50 MW Solar farm is 100 km from the project (pictured)

Electricity Costs for Business



133 countries - December 2022 - data source www.globalpetrolprices.com - includes power, distribution and taxes



	2023	2024				2025
Milestone		Q1	Q2	Q3	Q4	
Mineral Resource upgrade	✓					
Land access agreement	✓					
Geotech and hydro drilling	✓					
Bulk concentrate production	✓					
Spheroidization tests	✓					
Battery performance tests		✓				
Pre-feasibility study						
Maiden Ore Reserve						
Mining lease application						
Definitive Feasibility Study						
Marketing discussions						

Corporate Overview and Value Proposition



Stephen Penrose

Non-Executive Chairman
LLB, J.D.



Sean Gregory

Managing Director
B.Sc.(Hons), MBA



Dr. Waldemar Mueller

Technical Director
PhD, MAusIMM



Brendan Borg

Non-Executive Director
B.Sc., MSc, MAusIMM



Ian Hobson

Company Secretary
B.Bus, FCA, G. Dip. (C. Gov.)



Sarkis Akopov

Chief Financial Officer
CPA GAICD



Local Leadership

Kazakhstan Team



Next Appointment

Marketing Manager

Capital Structure

Shares on Issue (Undiluted) 148.7M

Director Interests 36%

Options (25c, 49.5c, 60c, expiry '24, '26, '28) 45.2M

Performance Shares and Perf. Rights 22.1M

Market Capitalisation – Undiluted at 20c \$29.7M

Cash – 31 December 2023 \$4.9M

Enterprise Value \$24.9M



Disclaimer & Compliance Statement



Important Disclaimer

You must read this notice before reading or making any use of this Presentation (defined below) or any information contained in this Presentation. By continuing to read, use or otherwise act on this Presentation, you agree to be bound by the following terms and conditions, including (without limitation) any modifications to them.

This Presentation has been prepared by Sarytogan Graphite Limited (ACN 107 920 945) ("Sarytogan Graphite"). It is being supplied to you on a strictly confidential basis for the proposed initial public offering and Australian Securities Exchange listing of Sarytogan Graphite (or an associated entity). Neither this Presentation nor any copies of this Presentation may be circulated or disclosed (electronically or otherwise) to any persons who do not receive this Presentation directly from Sarytogan Graphite or its legal advisers. If you do not agree to be so bound, you should immediately return this Presentation to Sarytogan Graphite and destroy or delete any copies of it, without retaining any copies.

The information provided by Sarytogan Graphite management contained in and accompanying this presentation ("Presentation") has been prepared solely for information purposes only, and on the express understanding that it will only be given and used for the purpose of providing a summary overview of, and background information about, Sarytogan Graphite and its business ("Purpose") and may be superseded by any subsequent disclosure to the due diligence committee or in the prospectus lodged by Sarytogan Graphite with the Australian Securities and Investments Commission. This Presentation is not a prospectus, disclosure document or offer document under the Corporations Act 2001 (Cth) ("Corporations Act") or any other law. This Presentation does not constitute, and is not to be construed as, an offer to issue or sell, or a solicitation of an offer or invitation to subscribe for, buy or sell securities in Sarytogan Graphite. The information in this Presentation is general in nature and does not purport to be all inclusive or to contain all information that may be required to evaluate all of the factors that would be relevant to the recipient in considering the Purpose, or otherwise relating to Sarytogan Graphite. The information in this Presentation (including any statement of fact or opinion) is subject to change without notice and has not been independently verified by Sarytogan Graphite or any third parties (unless otherwise expressly specified).

This Presentation has been prepared as of February 2024. Sarytogan Graphite reserves the right in its absolute discretion to alter this presentation but does not undertake to update this Presentation (except to the extent required by law). To the maximum extent permitted by law, each of Sarytogan Graphite and its subsidiaries and controlled affiliates (together, the "Company") and each of their respective directors, officers and employees (together, the "Representatives") expressly exclude and disclaim any obligations or undertaking to release any updates, supplements, corrections or revisions to the information in this Presentation to reflect any matter arising or coming to their notice after the date of this Presentation which may affect any matter referred to in this Presentation.

No Recommendation or Advice

This Presentation is not and should not be construed as a recommendation by Sarytogan Graphite or its Representatives to you to participate in any transaction. Neither Sarytogan Graphite nor its Representatives makes a representation that it has verified the information in this Presentation.

The information in this Presentation is of a general nature and does not constitute financial product advice, investment advice or any recommendation to acquire securities nor is it intended to form the basis of any investment decision. Nothing in this Presentation constitutes legal, financial, tax or other advice and should not be relied on by the recipient in considering the merits of any particular transaction. It has been prepared without considering the objectives, financial situation, tax situation or needs of individuals. Recipients should consider the appropriateness of the information having regard to their own objectives, financial situation, tax situation and needs and seek legal and taxation advice appropriate for their jurisdiction.

Neither this Presentation nor anything contained in it forms the basis of any contract or commitment and it is not intended to induce any person to engage in, or refrain from engaging in, any transaction.

Third Party Information

Certain information in this Presentation has been derived from third parties or publicly available information and the accuracy of that information has not been independently audited or verified by Sarytogan Graphite or its Representatives. Accordingly, the accuracy and completeness of that information (and any other information in the Presentation) is not guaranteed. The Presentation Information may contain forward-looking statements with respect to the Sarytogan Graphite's businesses and operations, market conditions, results of operations and financial condition, funding requirements and risk management practices. Any forward-looking statements included in this Presentation involve subjective judgment and analysis and are subject to uncertainties, risks and contingencies, many of which are outside the control of, and may be unknown to, Sarytogan Graphite or its shareholders or any other person. In particular, they speak only as of the date of this Presentation, they assume the success of Sarytogan Graphite's strategies, and they are subject to significant regulatory, business, competitive and economic uncertainties and risks. Actual future events may vary materially from the forward-looking statements and the assumptions on which the forward-looking statements are based. Recipients of this Presentation ("Recipients") are cautioned to not place undue reliance on such forward-looking statements. Sarytogan Graphite makes no representation or warranty as to the accuracy, reliability or completeness of information in this Presentation and does not take responsibility for updating any information or correcting any error or omission which may become apparent after this Presentation has been issued. To the extent permitted by law, Sarytogan Graphite and its officers, employees, related bodies corporate and agents ("Agents") disclaim all liability, direct, indirect or consequential (and whether or not arising out of the negligence, default or lack of care of Sarytogan Graphite and/or any of its Agents) for any loss or damage suffered by a Recipient or other persons arising out of, or in connection with, any use or reliance on this presentation or information.

Financial Information and Modelling

All amounts in Australian dollars unless stated otherwise. The financial information (and associated financial analysis) contained in or referred to in this Presentation is current as of the date of this Presentation but is in summary form and indicative only. It differs from statutory financial information and does not purport to be the level or type of information that would be required for financial reporting purposes or for any transaction. No representation or warranty (express or implied) is made as to the reasonableness of the assumptions made within, or the accuracy or completeness of, any such financial information, or associated modelling or financial analysis. Any future investor presentation, disclosure document or other material may include more comprehensive financial information (including a comparison between statutory and pro forma financial information).

Compliance Statement

The information in this report that relates to JORC estimates of Mineral Resources was first published on the ASX on 27/3/23. The information relating to Exploration Results was first reported in ASX Announcements as cross referenced on the relevant slides. These reports are available at www.asx.com.au. The Company confirms that it is not aware of any new information or data that materially affects the information included in relevant market announcements and, in the case of estimates of Mineral Resources, that all material assumptions and technical parameters underpinning the estimates in the relevant market announcement continue to apply and have not materially changed. The Company confirms that the form and context in which the Competent Persons' findings are presented have not been materially modified from the original market announcements.



CONTACT

Sean Gregory

Managing Director

E: admin@sarytogangraphite.com.au

W: www.sarytogangraphite.com.au

+61 08 9388 8290

