



**WESTERN YILGARN NL**

**ABN 62 112 914 459**

**AND ITS CONTROLLED ENTITIES**

**INTERIM FINANCIAL REPORT**

**For the Half-Year Ended 31 December 2023**

# WESTERN YILGARN NL

## CONTENTS

---

Directors' Report .....	1
Auditor's Independence Declaration .....	9
Consolidated Statement of Profit or Loss and Other Comprehensive Income .....	10
Consolidated Statement of Financial Position .....	11
Consolidated Statement of Changes in Equity .....	12
Consolidated Statement of Cash Flows .....	13
Notes to the Consolidated Financial Statements .....	14
Directors' Declaration .....	20
Independent Auditor's Report .....	21

# WESTERN YILGARN NL CORPORATE DIRECTORY

---

## **Directors**

Peter Lewis – Non-Executive Chairman  
Peter Michael – Non-Executive Director  
John Traicos – Non-Executive Director

## **Company Secretary**

Melissa Chapman  
Catherine Grant-Edwards

## **Registered and Principal Office**

2A / 300 Fitzgerald Street  
North Perth WA 6006

Phone: (08) 6166 9107

## **Share Registry**

Computershare Investor Services Pty Ltd  
Level 17, 221 St Georges Terrace  
Perth WA 6000

## **Legal Advisors**

Larri Legal  
Suite 6, 152 High Street  
Fremantle WA 6160

## **Auditors**

In.Corp Audit & Assurance Pty Ltd (formerly known as Rothsay Audit & Assurance Pty Ltd)  
Level 1, Lincoln House  
4 Ventnor Avenue  
West Perth WA 6005

## **Country of Incorporation**

Western Yilgarn NL is domiciled and incorporated in Australia

## **Stock Exchange Listing**

Western Yilgarn NL is listed on the Australian Securities Exchange  
(ASX Code: WYX)

# WESTERN YILGARN NL DIRECTORS' REPORT

The Directors of Western Yilgarn NL (**Western Yilgarn** or the **Company**) submit their report, together with its controlled entities (collectively referred to as the **Group**) for the half year ended 31 December 2023.

## DIRECTORS

The directors that held office during the whole of the half year (unless otherwise stated) and up to the date of this report were:

Peter Lewis – Non-Executive Chairman  
Peter Michael – Non-Executive Director  
John Traicos – Non-Executive Director

## RESULTS OF OPERATIONS

The net loss of the entity for the half year after tax was \$473,847 (2022: loss of \$461,911).

## PROJECT REVIEW

The Company is dedicated to pursuing early-stage exploration opportunities that are strategically aligned and have the potential to deliver best in class value and growth for shareholders.

Western Yilgarn has 5 exploration projects with a total area of 1,527km<sup>2</sup> (including application areas) located across Western Australia.

The projects are prospective for Ni-Cu-Co-PGE, Au and Li and include:

1. Ida Holmes Junction (formerly Bulga) Ni-Cu-Li-Au
2. Julimar West Ni-Co-PGE
3. Boodanoo Li-Ni
4. Sylvania Li-Cu-Au
5. Melbourne Cu-Au



**Figure 1** – Location of Western Yilgarn's exploration portfolio in Western Australia.

# WESTERN YILGARN NL DIRECTORS' REPORT

## JULIMAR WEST PROJECT

In November 2023, Western Yilgarn advised that the WA Government had granted the Julimar West Exploration Licence (EL 70/5111) located adjacent to Chalice Mining's (ASX: CHN) Julimar Ni-Cu-PGE Project (Figure 2) in Western Australia.

Chalice Mining's Julimar Project contains the world-class 3MT Ni Eq Gonneville Mineral Resource Estimate (CHN ASX Announcement 31 July 2023). Importantly, the Gonneville Intrusion is located less than 2.5km east of the Julimar West Project tenement border, with the Chalice interpreted fault running into the Julimar West Project area and mineralisation dipping towards the Julimar West Licence.

The Department of Mines, Industry Regulation and Safety (DMIRS) granted the Julimar West Licence (EL70/5111) to Western Yilgarn (refer to ASX announcement released 14 November 2023) for a standard period of 5 years on conditions considered standard for a tenement of this nature, including sub-surface rights only in relation to private land, Ministerial consent required prior to exploration on reserves and the requirement to enter into the Noongar Standard Heritage Agreement as prescribed by the South West settlement ILUA. (Refer to WYX's IPO Prospectus dated 7 February 2022 for further details including the independent solicitor's report from page 203.)

The granting of EL70/5111 enables Western Yilgarn to commence planned exploration activities, which will initially comprise a helicopter borne electro-magnetic survey to define disseminated massive sulphide targets up to 400m vertical depth. This type of survey has been utilised by WYX's neighbours, Chalice, to effectively highlight the Gonneville intrusion as reported in publicly available information released by Chalice (WYX ASX Announcement 21 August 2023).

The prospectivity of the Julimar West Exploration Licence had previously attracted Chalice and Caspin Resources (ASX: CPN) to also make applications over land within EL 70/5111. However, with the granting of EL 70/5111 to Western Yilgarn, the applications by Chalice and Caspin are now void.

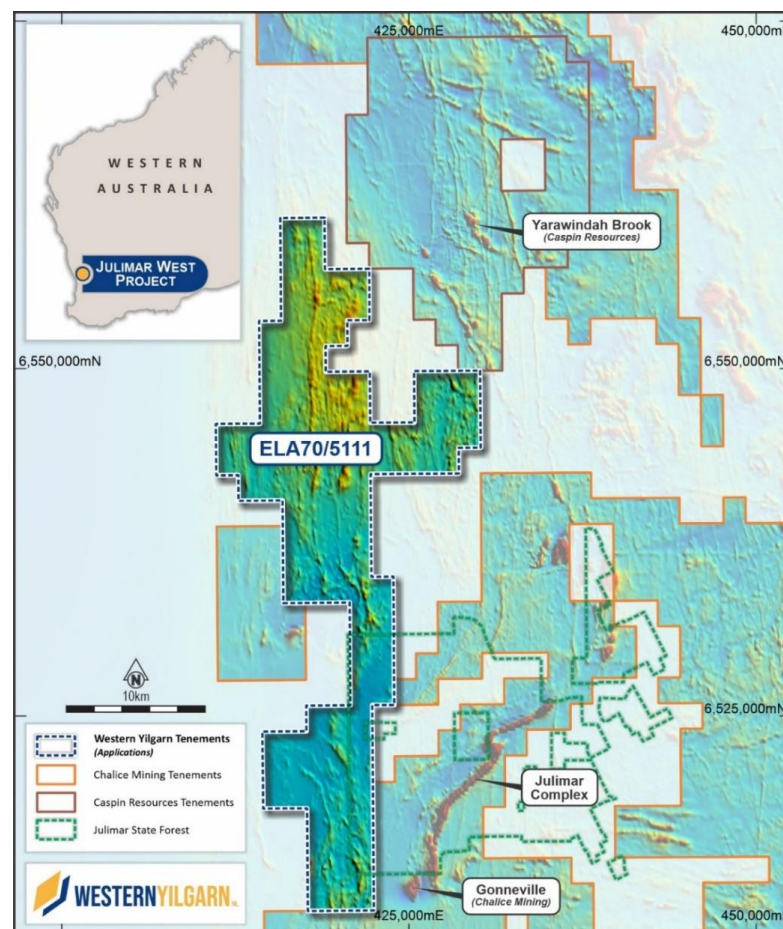


Figure 2 – Julimar West Regional Location Map

# WESTERN YILGARN NL DIRECTORS' REPORT

## IDA HOLMES JUNCTION (Formerly "BULGA") PROJECT

Subsequent to the period end on 5 February 2024, the Company released an announcement confirming the renaming of the Bulga project to "Ida Holmes Junction". The renaming acknowledges the combined opportunities brought to the project by the recently recognised Holmes Dyke and the addition of 207km<sup>2</sup> along the Holmes Dyke through the JV with Fleet Street P/L (refer to ASX announcement released 7 February 2024).

The Project is located approximately 50km to the southwest of Agnew and centred on Pinnacles Station. It comprises six granted contiguous exploration licences (E36/1010, E36/1011, E36/1025, E36/1028, E36/1065 and E36/1066) which cover a combined area of ~477km<sup>2</sup>. This includes the granting of lease applications E36/1065 and E36/1066 as announced on 18 December 2023. The JV with Fleet Street P/L (refer to ASX announcement released 7 February 2024) adds another ~207km<sup>2</sup> via 3 granted and 1 under-application exploration leases (E36/1046; E36/1020; E57/1235; ELA36/1081). The combination of all leases brings the total project area to ~684km<sup>2</sup>.

The significantly underexplored Project is closely located to two Tier 1 world class nickel projects, the Leinster and Mt Keith operations (BHP) along with 2Moz+ gold operations respectively including the Agnew, Lawlers and Bellevue mining operations.

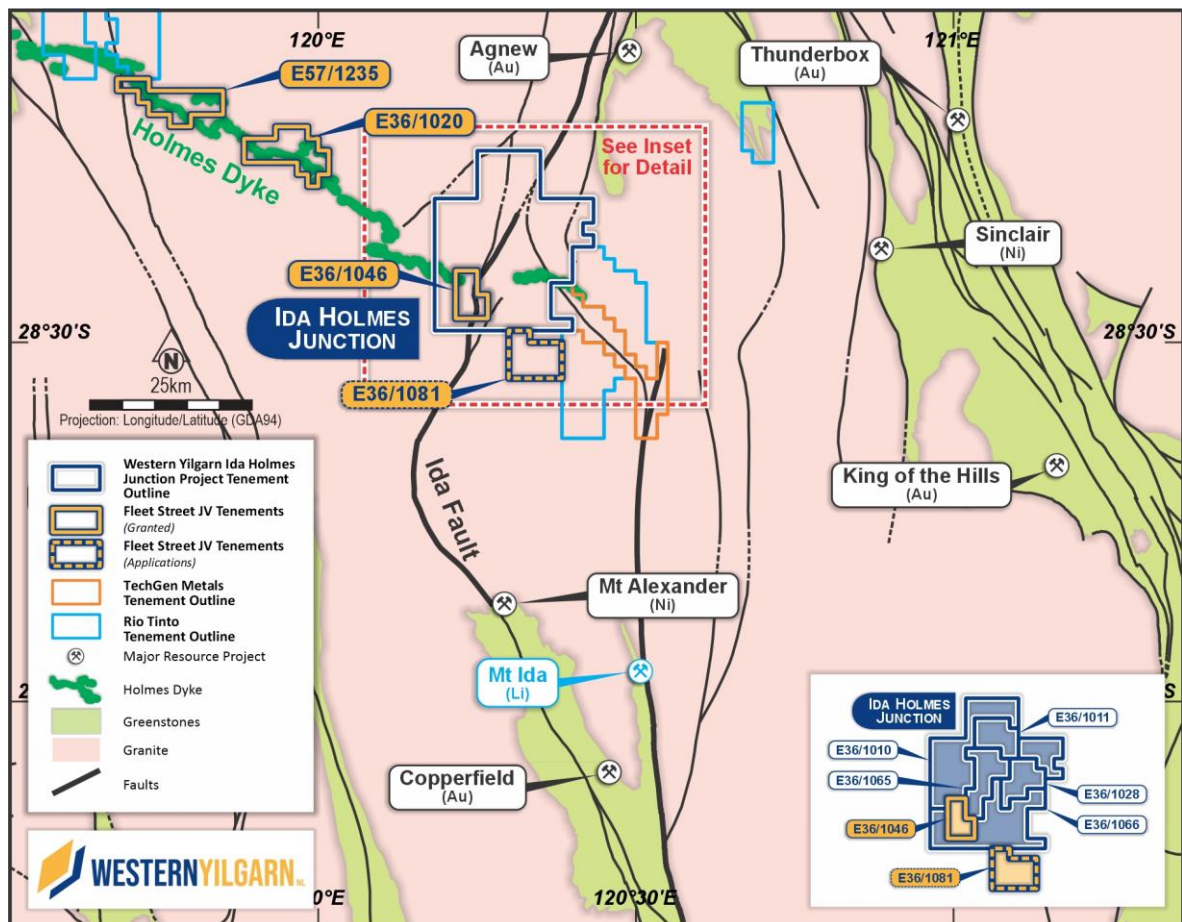
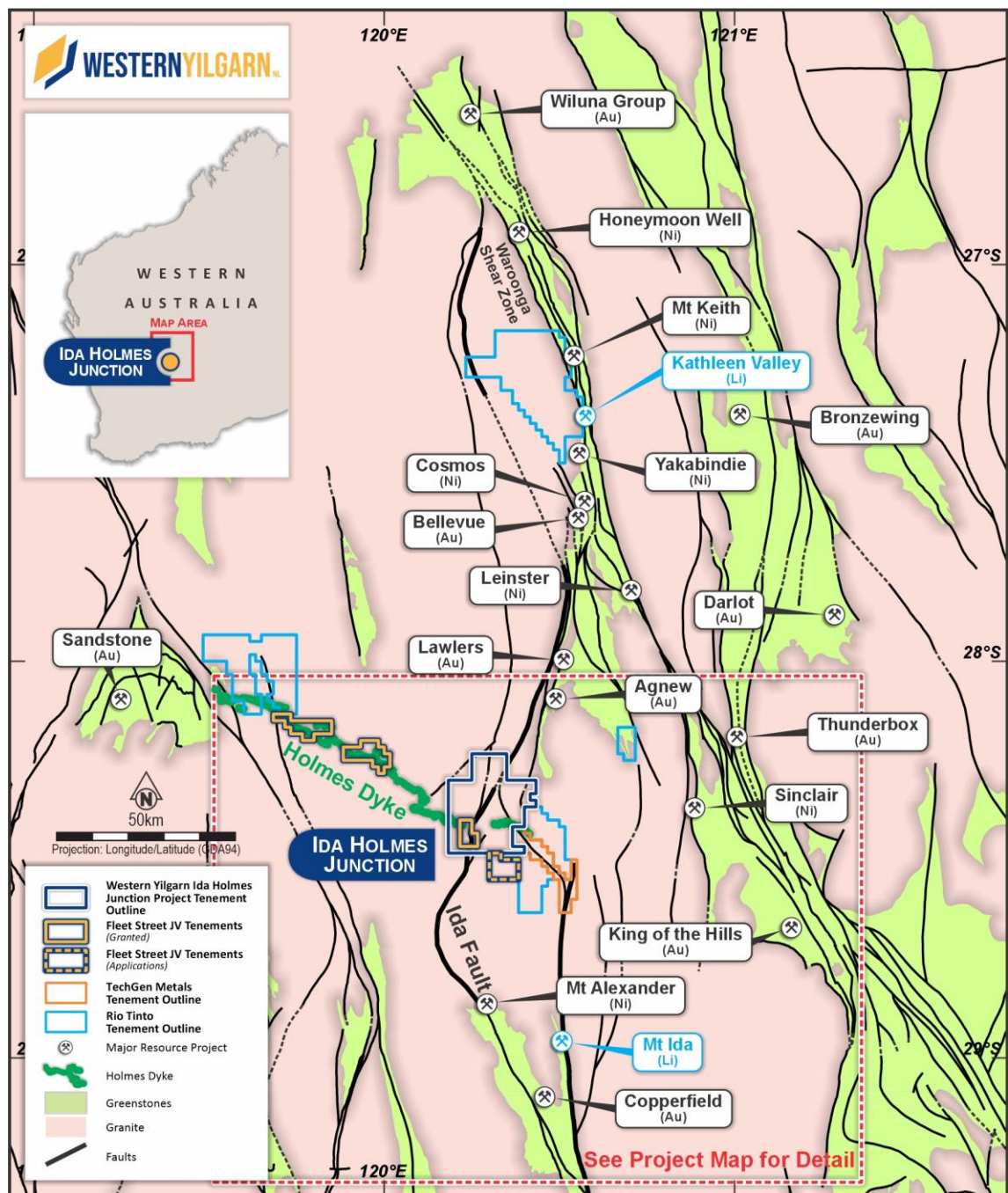


Figure 3 – Ida Holmes Junction Project Project Location



# WESTERN YILGARN NL DIRECTORS' REPORT



**Figure 4- Ida Holmes Junction Project Regional Location**

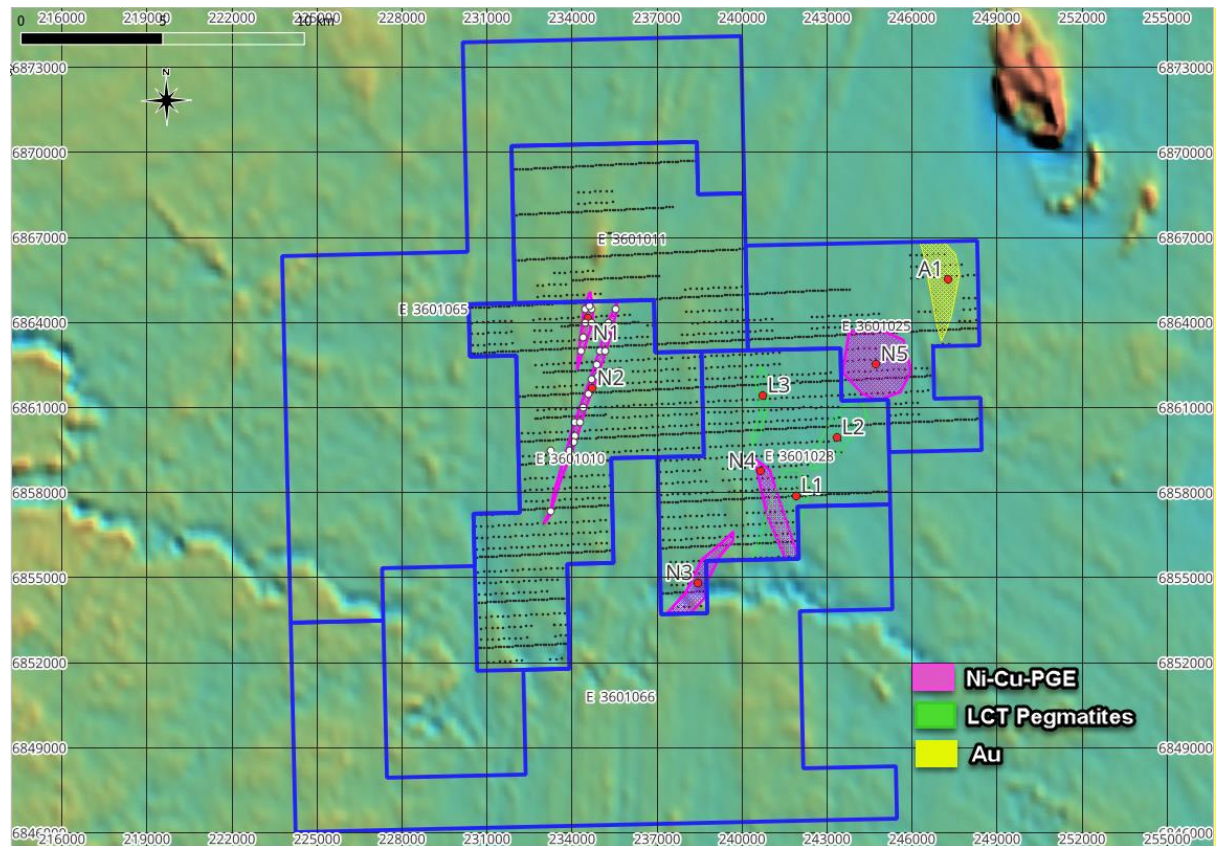
During the period, the Company announced positive results from the auger geochemistry program undertaken. Western Yilgarn completed a 2-Phase, 2,347-hole auger geochemistry program across the Project. Phase 1 holes were located on 1,600m lines spaced 100m apart (Release 05/04/2023) with a Phase 2 program infilling anomalies to 400m x 200m spacing. Holes were drilled between 2m and 10m in depth with an interface sample taken below transported cover and soil material. All samples have been analysed by 4 Acid Digest with a multielement ICP-MS finish.

Several preliminary exploration targets have been defined as shown in the figure below that require follow up staged exploration. These targets include.

- Ni-Cu-PGE targets (N1 to N5)
- LCT Pegmatite targets (L1 to L3)
- Au Target (A1)

# WESTERN YILGARN NL DIRECTORS' REPORT

Hole locations are shown in figure 5 overlaid on the WA 1VD Magnetic image from GSWA.



**Figure 5** – Preliminary targets defined by auger geochemistry program

Subsequent to the initial program, a phase 3 infill drilling progressed to completion in December 2023 with all 1,338 points drilled by the auger team. All uplifted samples were freighted to Perth before the team demobilised.

The total number of holes drilled on the Company's original four licences (E 36/1010; E 36/1011; E 36/1025; and E 36/1028) now stands at ~3,684. The infill component of the drilling program provides an auger grid of 200m x 100m spacing across identified targets, with additional infill to 100m x 50m planned prior to RC drilling in 2024.

The recently completed round of auger geochemistry is infill focused and designed to provide greater clarity of the highly alluring first and second round results achieved from the previous broader grid pattern. Importantly, Western Yilgarn plans to apply the same style of auger geochemistry exploration across tenements E36/1065 and E36/1066 granted in December 2023.

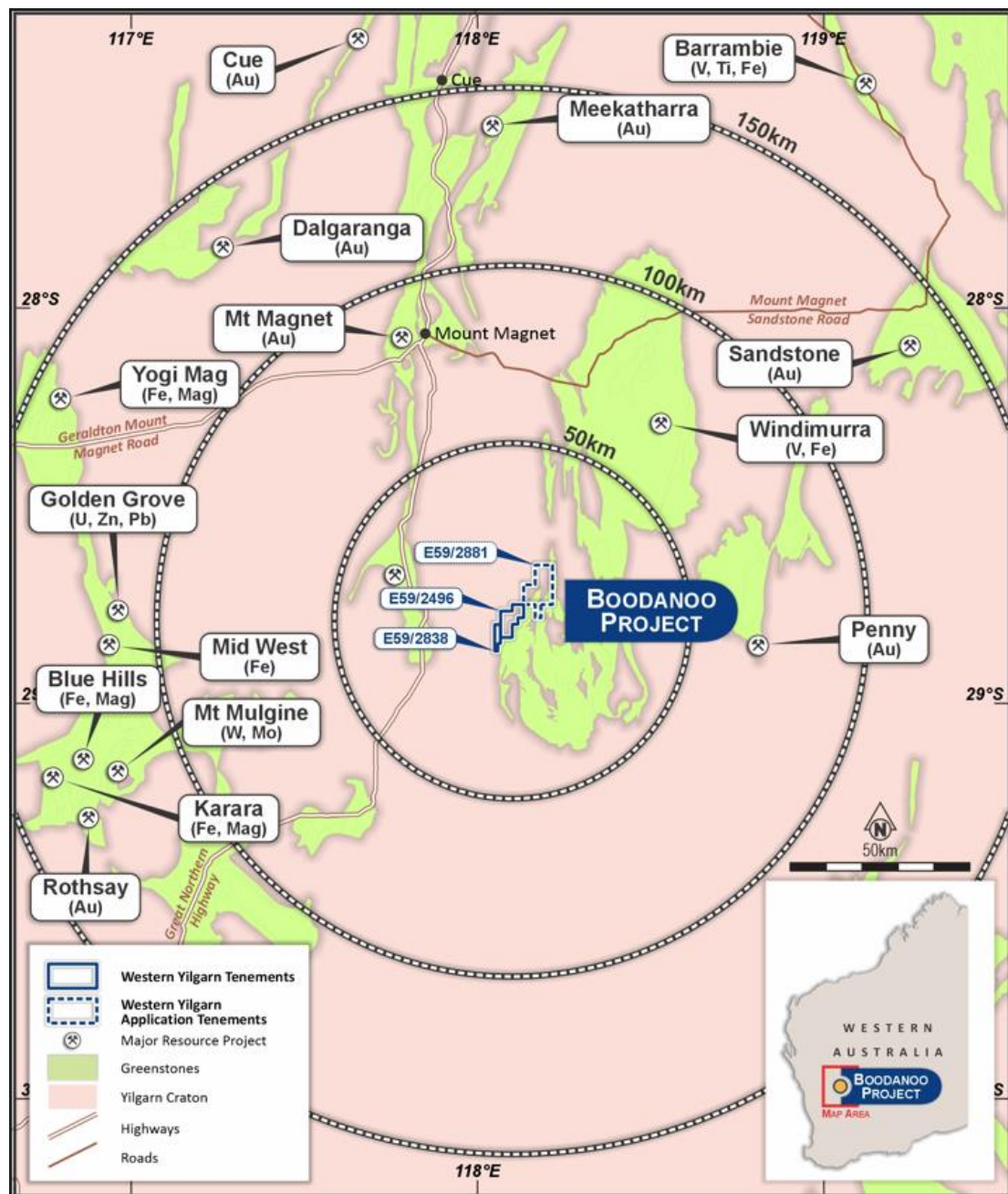
The Company is currently planning future exploration works on the newly granted tenements E36/1065 and E36/1066 which may include geophysics, geochemical, EM survey, soil sampling and AC/RC drilling program.

## BOODANOO PROJECT

The Boodanoo Project is ~90km south of Mount Magnet and comprises two granted exploration licence (E59/2496 and E59/2838) which covers an area of ~50km<sup>2</sup>. An application was lodged for an extra tenement as announced (ASX 31/01/24). The application is for lease ELA59/2881 which if granted adds 80km<sup>2</sup> to the Boodanoo Project thereby bringing the total Project area to 130km<sup>2</sup>.



# WESTERN YILGARN NL DIRECTORS' REPORT



**Figure 5 – Boodanoo Project**

During the period, the Company completed a 2 Phase, 519-hole Auger Geochemistry program across the Boodanoo Project. Phase 1 holes were located on 1,600m lines spaced 100m apart (refer to ASX announcement released 5 April 2023) with a Phase 2 program infilling anomalies to 400m x 100m spacing. Holes were drilled between 2m and 10m in depth with an interface sample taken below transported cover and soil material. All samples have been analysed by 4 Acid Digest with a multi-element ICP-MS finish.

Western Yilgarn is currently planning the next stage of exploration.

## SYLVANIA PROJECT

The Company's Sylvania Project is located south of Newman in Western Australia's Pilbara region. The 370km<sup>2</sup> Sylvania Project comprises two non-contiguous exploration leases E52/3861 "Sylvania North" with an area of ~135km<sup>2</sup>, and E52/4177 "Sylvania South" with an area of 235km<sup>2</sup>.

# WESTERN YILGARN NL

## DIRECTORS' REPORT

---

The Sylvania South Project is located around 70km south of Newman in Western Australia's highly prospective Pilbara region and near Capricorn Metal's (ASX: CMM) Karlawinda Gold Mine and BHP's (ASX: BHP) Mt Whaleback and Jimblebar Fe mines.

In October 2023, the Company's collaborative partnership with Karlka Nyiyaparli Aboriginal Corporation (**KNAC**) expanded into the arena of field operations for the first time. KNAC's observer staff accompanied the Western Yilgarn team through a first-pass, low impact exploration campaign which enabled the Company to successfully complete first pass systematic stream sediment sampling at the Sylvania South Project. In total, 31 samples were uplifted for assay, giving 90% coverage of the permit located ~5km southwest of the Karlawinda Gold Mine. Western Yilgarn warmly acknowledges the Company's collaborative partnership with KNAC. Together, WYX and KNAC may identify not only areas of geological significance but areas or items of cultural significance across the Sylvania tenements.

### MELBOURNE PROJECT

The Melbourne Project comprises three granted exploration licences (E70/5767, E70/5921 and EL70/6167) all located in the Wheatbelt region of Western Australia. Despite a lack of modern minerals exploration conducted of the tenure, desktop reviews indicate exploration potential for Cu, Ni and Au.

During the period minimal exploration activities were undertaken however planning activities are currently underway for auger sampling which is expected to commence in the first half of 2024 contingent on land access and cropping activities.

### KEY RISKS

The business, assets and operations of the Company are subject to certain risk factors that have the potential to influence the operating and financial performance of the Company in the future. The Board aims to manage these risks by carefully planning its activities and implementing risk control measures. Some of these risks are, however, highly unpredictable and the extent to which the Board can effectively manage them is limited.

A summary of the key risk areas of the Company are listed below:

- Future capital requirements and associated dilution risk
- Accessibility risk including land access and compensation, tenement title, native title, private land considerations
- Exploration and development risk including no defined resources, resource estimates, results of studies, metallurgy consideration
- Operational risks including loss of key personnel, reliance on agents and contractors, environmental risks, regulatory compliance
- Macro risks including climate risk, downturn in the resources industry, commodity prices and demand, Ukraine conflict
- Other risks including aboriginal heritage, new projects and acquisition and royalties

Further details on the above risks can be found in the prospectus lodged by the Company with the ASX and ASIC on 7 February 2022.

### CORPORATE

On 11 September 2023, the Company listed 13,237,497 options with an exercise price of \$0.30 each expiring 12 April 2025 under the code WYXO.

On 21 November 2023, the Company held its Annual General Meeting (**AGM**) of shareholders where all resolutions were passed.

### Events occurring after the reporting date

On 25 January 2024 and 30 January 2024, the Company announced the execution of a binding term sheet with Fleet Street Holdings Pty Ltd (**Fleet Street**) securing the Company with exclusive right to earn-in between a 51% and 80% interest in tenements E36/1020, E 57/1235, E 36/1081 and E36/1046 (under application), which are strategically located in the highly prospective Holmes Dyke and Mt Ida Fault region of Western Australia.

# WESTERN YILGARN NL

## DIRECTORS' REPORT

---

On 31 January 2024, the Company announced that an application for tenement EL59/2881, which is adjacent to the Company's Boodanoo project, has been lodged.

On 1 February 2024, the Company provided an update on the Phase 3 infill auger geochemistry and mapping program at its Bulga Project. The announcement advised that 24 targets have been confirmed and refined including 13 Ni-Cu-PGE targets and 11 LCT pegmatite targets with two high priority Ni-Cu-PGE targets defined close to the highly prospective Ida Fault and Holmes Dyke junction.

On 5 February 2024, the Company announced the renaming of its Bulga project to the Ida Holmes Junction Project.

On 7 February 2024, the Company announced the execution of the formal Joint Venture Agreement with Fleet Street.

On 26 February 2024, the Company announced it has secured binding commitments from sophisticated and professional investors of the Company to raise \$1,150,800 (before expenses) via a placement of ordinary shares at an issue price of \$0.08 per share (**Placement Shares**) together with one free attaching option for every two Placement Shares subscribed for which are exercisable at \$0.14 each expiring 3 years from the date of issue (**Placement Options**). Subject to ASX requirements, the Company intends to apply for the Placement Options to be listed.

There were no other matters or circumstances that have arisen since the end of the half year which significantly affected or may significantly affect the operations of the Company, the results of those operations, or the state of affairs of the Company in the future financial years.

### Auditor's Independence Declaration

The auditor's independence declaration as required under Section 307C of the *Corporations Act 2001* for the half-year ended 31 December 2023 has been received and is set out on page 9.

Signed on behalf of the Company.



---

**Peter Lewis**  
**Non-Executive Chairman**  
29 February 2024  
Perth, Western Australia

**AUDITOR'S INDEPENDENCE DECLARATION UNDER SECTION 307C OF THE CORPORATIONS ACT 2001**

As lead auditor of the review of Western Yilgarn NL for the half-year ended 31 December 2023, I declare that, to the best of my knowledge and belief, there have been:

- no contraventions of the auditor independence requirements of the *Corporations Act 2001* in relation to the review; and
- no contraventions of any applicable code of professional conduct in relation to the review.

This declaration is in respect of Western Yilgarn NL and the entities it controlled during the half-year.

**In.Corp Audit & Assurance Pty Ltd**  
**ABN 14 129 769 151**

Level 1  
6-10 O'Connell Street  
SYDNEY NSW 2000

Suite 11, Level 1  
4 Ventnor Avenue  
WEST PERTH WA 6005

GPO BOX 542  
SYDNEY NSW 2001

**T** +61 2 8999 1199  
**E** [team@incorpadvisory.au](mailto:team@incorpadvisory.au)  
**W** [incorpadvisory.au](http://incorpadvisory.au)

**In.Corp Audit & Assurance Pty Ltd**



**Daniel Dalla**  
**Director**

29 February 2024

**WESTERN YILGARN NL**  
**CONSOLIDATED STATEMENT OF PROFIT OR LOSS AND**  
**OTHER COMPREHENSIVE INCOME**  
**For the half-year ended 31 December 2023**

	<b>Note</b>	<b>31 December 2023 \$</b>	<b>31 December 2022 \$</b>
Other Income		22,056	32,122
Consultants		(147,436)	(187,072)
Travel and entertainment		(21,822)	(15,190)
Director fees		(84,500)	(63,095)
Professional services		(35,014)	(17,600)
Compliance and regulatory fees		(64,814)	(54,866)
Administration expenses		(46,256)	(27,212)
Finance expenses		(649)	(3,478)
Occupancy expenses		23,579	(4,818)
Share based payments	12	(30,453)	-
Depreciation		(2,538)	(47,976)
Amortisation of right-of-use-asset	6	(41,251)	-
Impairment of exploration expenditure	7	(44,637)	-
Exploration costs expensed		-	(72,699)
Other expenses		(112)	(27)
<b>(Loss) before Income Tax</b>		<b>(473,847)</b>	<b>(461,911)</b>
Income tax (expense) / benefit		-	-
<b>(Loss) for the year</b>		<b>(473,847)</b>	<b>(461,911)</b>
Other comprehensive income		-	-
<b>Total comprehensive (loss) for the year</b>		<b>(473,847)</b>	<b>(461,911)</b>
<b>(Loss) per share attributed to the owners of Western Yilgarn NL</b>			
Basic loss per share (cents)	13	(0.60)	(0.58)
Basic and diluted loss per share (cents)	13	(0.59)	(0.59)

The above consolidated statement of profit or loss and other comprehensive income should be read in conjunction with the accompanying notes.



**WESTERN YILGARN NL**  
**CONSOLIDATED STATEMENT OF FINANCIAL POSITION**  
**As at 31 December 2023**

	Note	31 December 2023 \$	30 June 2023 \$
<b>CURRENT ASSETS</b>			
Cash and Cash Equivalents	3	1,402,415	2,134,313
Restricted Cash	4	131,009	101,500
Trade and Other Receivables	5	89,397	100,416
Right of Use Asset	6	-	41,251
<b>TOTAL CURRENT ASSETS</b>		<b>1,622,821</b>	<b>2,377,480</b>
<b>NON-CURRENT ASSETS</b>			
Property, Plant and Equipment		49,811	1,933
Exploration Expenditure	7	2,059,443	1,636,617
<b>TOTAL NON-CURRENT ASSETS</b>		<b>2,109,254</b>	<b>1,638,550</b>
<b>TOTAL ASSETS</b>		<b>3,732,075</b>	<b>4,016,030</b>
<b>CURRENT LIABILITIES</b>			
Trade and Other Payables	8	267,395	67,459
Lease Liability	9	-	40,497
<b>TOTAL CURRENT LIABILITIES</b>		<b>267,395</b>	<b>107,956</b>
<b>TOTAL LIABILITIES</b>		<b>267,395</b>	<b>107,956</b>
<b>NET ASSETS</b>		<b>3,464,680</b>	<b>3,908,074</b>
<b>EQUITY</b>			
Issued Capital	10	28,489,759	28,489,759
Reserves	11	2,242,418	2,211,965
Accumulated Losses		(27,267,497)	(26,793,650)
<b>TOTAL EQUITY</b>		<b>3,464,680</b>	<b>3,908,074</b>

The above consolidated statement of financial position should be read in conjunction with the accompanying notes.

**WESTERN YILGARN NL**  
**CONSOLIDATED STATEMENTS OF CHANGES IN EQUITY**  
For the half-year ended 31 December 2023

2023	Issued Capital	Accumulated Losses	Option Reserve	Total
	\$	\$	\$	\$
<b>Balance as at 1 July 2023</b>	<b>28,489,759</b>	<b>(26,793,650)</b>	<b>2,211,965</b>	<b>3,908,074</b>
<b>Total comprehensive income for the year</b>				
Loss for the year	-	(473,847)	-	(473,847)
<b>Total comprehensive loss for the year</b>	<b>-</b>	<b>(473,847)</b>	<b>-</b>	<b>(473,847)</b>
Issue of advisor options	-	-	10,000	10,000
Issue of incentive options	-	-	20,453	20,453
<b>Balance as at 31 December 2023</b>	<b>28,489,759</b>	<b>(27,267,497)</b>	<b>2,242,418</b>	<b>3,464,680</b>
2022	Issued Capital	Accumulated Losses	Option Reserve	Total
	\$	\$	\$	\$
<b>Balance as at 1 July 2022</b>	<b>28,467,559</b>	<b>(25,871,724)</b>	<b>2,155,737</b>	<b>4,751,572</b>
<b>Total comprehensive income for the year</b>				
Loss for the year	-	(461,911)	-	(461,911)
<b>Total comprehensive loss for the year</b>	<b>-</b>	<b>(461,911)</b>	<b>-</b>	<b>(461,911)</b>
Issue of shares	-	-	-	-
<b>Balance as at 31 December 2022</b>	<b>28,467,559</b>	<b>(26,333,635)</b>	<b>2,155,737</b>	<b>4,289,661</b>

The above consolidated statement of changes in equity should be read in conjunction with the accompanying notes.

**WESTERN YILGARN NL**  
**CONSOLIDATED STATEMENT OF CASH FLOWS**  
**For the half-year ended 31 December 2023**

	31 December 2023 \$	31 December 2022 \$
<b>CASH FLOWS FROM OPERATING ACTIVITIES</b>		
Interest received	16,111	11,055
Interest paid	(649)	(3,652)
Receipts from customers	5,486	(1,109)
Payment for exploration and evaluation	(292,962)	(219,870)
Payments to suppliers and employees	(336,208)	(208,557)
Movement in cash from non-restricted to restricted	(29,509)	(40,000)
<b>NET CASH (OUTFLOWS) FROM OPERATING ACTIVITIES</b>	<b>(637,731)</b>	<b>(462,133)</b>
<b>CASH FLOWS FROM INVESTING ACTIVITIES</b>		
Payment for property, plant and equipment	(50,417)	-
<b>NET CASH (OUTFLOWS) FROM INVESTING ACTIVITIES</b>	<b>(50,417)</b>	<b>-</b>
<b>CASH FLOWS FROM FINANCING ACTIVITIES</b>		
Interest payments	-	(2,267)
Finance lease	(43,750)	(43,750)
<b>NET CASH INFLOW/(OUTFLOWS) FROM FINANCING ACTIVITIES</b>	<b>(43,750)</b>	<b>(46,017)</b>
<b>NET (DECREASE)/INCREASE IN CASH AND CASH EQUIVALENTS</b>	<b>(731,898)</b>	<b>(508,150)</b>
Cash and cash equivalents at the beginning of the financial year	2,134,313	3,890,482
<b>CASH AND CASH EQUIVALENTS AT THE END OF THE FINANCIAL YEAR</b>	<b>1,402,415</b>	<b>3,382,332</b>

3

The above consolidated statement of cash flows should be used in conjunction with the accompanying notes.

# WESTERN YILGARN NL

## NOTES TO THE CONSOLIDATED FINANCIAL STATEMENTS

### 31 DECEMBER 2023

---

#### 1. Basis of Preparation

These condensed interim financial reports for the half-year reporting period ended 31 December 2023 have been prepared in accordance with Accounting Standard AASB 134 Interim Financial Reporting and the Corporations Act 2001. Compliance with AASB 134 ensures compliance with International Financial Reporting Standard IAS 134 Interim Financial Reporting.

This interim financial report does not include all the notes of the type normally included in an annual financial report. Accordingly, this report is to be read in conjunction with the annual report for the year ended 30 June 2023 and any public announcements made by the entity during the interim reporting period in accordance with the continuous disclosure requirements of the Corporations Act 2001.

The accounting policies adopted are consistent with those of the previous financial year and corresponding interim reporting period.

#### New accounting standards and interpretations

##### Standards and Interpretations applicable to 31 December 2023

In the half-year ended 31 December 2023, the Directors have reviewed all of the new and revised Standards and Interpretations issued by the AASB that are relevant to the Company and effective for the half-year reporting periods beginning on or after 1 July 2023. As a result of this review, the Directors have applied all new and amended Standards and Interpretations that were effective as at 1 July 2023 with no material impact on the amounts or disclosures included in the financial report.

#### 2. Segment Reporting

AASB 8 *Operating Segments* requires operating segments to be identified based on internal reports that are regularly reviewed by the Chief Operating Decision Maker (**CODM**) to make decisions about resources to be allocated to the segment and assess its performance, and for which discrete financial information is available. In the case of the Group the CODM are the executive management team and all information reported to the CODM is based on the consolidated results of the Group as one operating segment, as the Group's activities relate to mineral exploration.

Accordingly, the Group has only one reportable segment and the results are the same as the Group results.

#### 3. Cash and Cash Equivalents

	31 December 2023 \$	30 June 2023 \$
Cash at bank and in hand	1,402,415	2,134,313
	1,402,415	2,134,313

Since reinstatement to the ASX on 4 May 2022, and in accordance with Listing Rule 4.10.19, the Company confirms that it has been using the cash and assets for the half year ended 31 December 2023 in a way that is consistent with its business objectives and strategy.

#### 4. Restricted Cash

	31 December 2023 \$	30 June 2023 \$
Restricted cash	131,009	101,500
	131,009	101,500

# WESTERN YILGARN NL

## NOTES TO THE CONSOLIDATED FINANCIAL STATEMENTS

### 31 DECEMBER 2023

#### 5. Trade and Other Receivables

	31 December 2023	30 June 2023
	\$	\$
GST receivable	61,069	62,931
Prepayments	10,346	26,210
Other receivables	17,982	11,275
	89,397	100,416

#### 6. Right of Use Assets

	31 December 2023	30 June 2023
	\$	\$
Cost	129,805	129,805
Accumulated depreciation	(129,805)	(88,554)
	-	41,251

	31 December 2023	30 June 2023
	\$	\$
Balance as at beginning of year	41,251	-
Additions	-	129,805
Depreciation	(41,251)	(88,554)
Balance at end of year	-	41,251

Leased assets are capitalised at the commencement date of the lease and comprise of the initial lease liability amount, initial direct costs incurred when entering into the lease less any lease incentives received.

#### 7. Exploration and Evaluation Expenditure

	31 December 2023	30 June 2023
	\$	\$
Balance at beginning of period	1,636,617	702,640
Expenditure incurred	467,463	1,011,484
Impairment of exploration expenditure	(44,637)	(77,507)
Balance at end of period	2,059,443	1,636,617

The recoupment of costs carried forward in relation to areas of interest in the exploration and evaluation phases is dependent upon the successful development and commercial exploitation or sale of the respective areas.

During the half year ended 31 December 2023, the Company recognized impairment losses in respect of capitalized exploration and evaluation of \$44,637 (30 June 2023: \$77,507). The impairment made during the period was recognized on areas of interest on Western Australian tenements which have not yet been granted and in respect to tenements relinquished during the period.

#### 8. Trade and Other Payables

	31 December 2023	30 June 2023
	\$	\$
Trade payables	257,535	53,629
Accruals	8,000	12,000
Other payables	1,860	1,830
	267,395	67,459



# WESTERN YILGARN NL

## NOTES TO THE CONSOLIDATED FINANCIAL STATEMENTS

### 31 DECEMBER 2023

The fair value of trade payables approximates the carrying value as presented above due to their short-term nature.

#### 9. Lease Liability

	31 December 2023	30 June 2023
	\$	\$
Lease liability	-	40,497
	-	40,497

The Company previously entered into a commercial lease to rent office space at 25 Colin Street in West Perth, Western Australia. The lease was terminated effective 31 December 2023. The Company has entered into a new commercial lease to rent office space at 38 Colin Street in West Perth, Western Australia effective 15 January 2024.

#### 10. Issued Capital

	31 December 2023	30 June 2023
	\$	\$
79,372,506 fully paid ordinary shares (2022: 79,372,506)	28,489,759	28,489,759
	28,489,759	28,489,759

#### Movements in ordinary shares on issue

	31 December 2023	30 June 2023
	No of shares	\$
Balance at beginning of period	79,372,506	28,489,759
Balance at end of period	79,372,506	28,489,759

	30 June 2023	30 June 2023
	No of shares	\$
Balance at beginning of period	79,122,506	28,467,559
Issue of shares – Consultants	200,000	16,200
Issue of shares – Conversion of debt (suppliers)	50,000	6,000
Balance at end of period	79,372,506	28,489,759

#### Terms and Conditions of Issued Capital

Fully paid ordinary shares have the right to receive dividends as declared and, in the event of winding up the Company, to participate in the proceeds from sale of all surplus assets in proportion to the number of paid-up shares held.

Fully paid ordinary shares entitle their holder to one vote, either in person or by proxy, at any shareholders' meeting of the Company.

#### 11. Reserves

	31 December 2023	30 June 2023
	\$	\$
Option reserve	2,242,418	2,211,965
	2,242,418	2,211,965

# WESTERN YILGARN NL

## NOTES TO THE CONSOLIDATED FINANCIAL STATEMENTS

### 31 DECEMBER 2023

#### Movements in option reserve

	31 December 2023	31 December 2023
	No of options	\$
Balance at beginning of period	61,506,217	2,211,965
Issue of options – Advisors (refer to note 12)	133,335	10,000
Issue of options – Directors and consultants (refer to note 12)	5,500,000	20,453
Balance at end of period	67,139,552	2,242,418

	30 June 2023	30 June 2023
	No of options	\$
Balance at beginning of period	60,932,466	2,155,737
Issue of options – Advisors	573,751	56,228
Balance at end of period	61,506,217	2,211,965

#### 12. Share based payments

Total costs arising from share-based payment transactions recognised as an expense during the year were as follows:

	31 December 2023	31 December 2022
	\$	\$
Options issued to Directors and consultants (a)	20,453	-
Options issued to advisors (b)	10,000	-
Balance at end of period	30,453	-

##### a) Options to Directors and Consultants

On 24 November 2023, the Company issued 3,300,000 incentive options to Directors of the Company and 2,200,000 incentive options to consultants of the Company as approved by shareholders at the Company's AGM held on 21 November 2023 subject to the following vesting conditions:

- 1,500,000 Class A incentive options – Vest upon the volume weighted average market price of the Company's shares on ASX over 10 consecutive trading days (on which the Shares have been traded) being at least \$0.22.
- 2,000,000 Class B incentive options – Vest upon the volume weighted average market price of the Company's shares on ASX over 10 consecutive trading days (on which the Shares have been traded) being at least \$0.30.
- 2,000,000 Class C incentive options – Vest upon the volume weighted average market price of the Company's shares on ASX over 10 consecutive trading days (on which the Shares have been traded) being at least \$0.40.

	Number of Options	Grant date	Expiry Date	Exercise Price	Fair value at grant date	Vesting date
Options issued to Directors	3,300,000	21 November 2023	24 November 2026	\$0.00	\$0.1093 (Class A) \$0.1030 (Class B) \$0.096 (Class C)	Subject to vesting conditions
Options issued to Consultants	2,200,000	21 November 2023	24 November 2026	\$0.00	\$0.1093 (Class A) \$0.1030 (Class B) \$0.096 (Class C)	Subject to vesting conditions

# WESTERN YILGARN NL

## NOTES TO THE CONSOLIDATED FINANCIAL STATEMENTS

### 31 DECEMBER 2023

An amount of \$20,453 has been recognised in the accounts at 31 December 2023 to reflect the rendering of services in the half year ended 31 December 2023 based on the external valuation.

The fair value of the equity-settled share options granted is estimated as at the date of grant using the Bi-nomial model taking into account the terms and conditions upon which the options were granted and recorded over the vesting period.

	Assumptions		
	Class A	Class B	Class C
Number options issued	1,500,000	2,000,000	2,000,000
Dividend yield	0.00%	0.00%	0.00%
Expected volatility	110%	110%	110%
Risk-free interest rate	4.104%	4.104%	4.104%
Expected life of options	3 years	3 years	3 years
Exercise price	\$0.00	\$0.00	\$0.00
Grant date share price	\$0.12	\$0.12	\$0.12

The expected life of the options is based on historical data and is not necessarily indicative of exercise patterns that may occur. The expected volatility reflects the assumption that the historical volatility is indicative of future trends, which may also not necessarily be the actual outcome. No other features of options granted were incorporated into the measurement of fair value.

#### b) Options to Advisors

On 24 November 2023, the Company issued 133,335 unlisted options to advisors of the Company as consideration for the provision of technical services to the Company. The fair value of these options was calculated with reference to the share price at grant date:

	Number of Options	Grant date	Expiry Date	Exercise Price	Fair value at grant date	Vesting date
Options issued to corporate advisor	133,335	25 October 2023	12 April 2025	\$0.00	\$0.075	31 March 2024

#### 13. Loss per share

	31 December 2023	31 December 2022
	\$	\$
Loss using the calculation of basic and dilutive loss per share	(473,847)	(461,911)
	31 December 2023	31 December 2022
	Cents per share	Cents per share
Loss per share		
Basic loss per share (cents per share)	(0.60)	(0.58)
Diluted loss per share (cents per share)	(0.59)	(0.58)

There are dilutive potential ordinary shares on issue at balance date.

	31 December 2023	31 December 2022
	Number	Number
Weighted average number of shares	79,372,506	79,122,506
Diluted weighted average number of shares	80,079,592	80,079,592

# WESTERN YILGARN NL

## NOTES TO THE CONSOLIDATED FINANCIAL STATEMENTS

### 31 DECEMBER 2023

---

#### 14. Events Occurring After the Reporting Period

On 25 January 2024 and 30 January 2023, the Company announced the execution of a binding term sheet with Fleet Street Holdings Pty Ltd (**Fleet Street**) securing the Company with exclusive right to earn-in between a 51% and 80% interest in tenements E36/1020, E 57/1235, E 36/1081 and E36/1046 (under application), which are strategically located in the highly prospective Holmes Dyke and Mt Ida Fault region of Western Australia.

On 31 January 2024, the Company announced that an application for tenement EL59/2881, which is adjacent to the Company's Boodanoo project, has been lodged.

On 1 February 2024, the Company provided an update on the Phase 3 infill auger geochemistry and mapping program at its Bulga Project. The announcement confirmed that 24 targets have been confirmed and refined including 13 Ni-Cu-PGE targets and 11 LCT pegmatite targets with two high priority Ni-Cu-PGE targets defined close to the highly prospective Ida Fault and Holmes Dyke junction.

On 5 February 2024, the Company announced the renaming of its Bulga project to the Ida Holmes Junction Project.

On 7 February 2024, the Company announced the execution of the formal Joint Venture Agreement with Fleet Street.

On 26 February 2024, the Company announced it has secured binding commitments from sophisticated and professional investors of the Company to raise \$1,150,800 (before expenses) via a placement of ordinary shares at an issue price of \$0.08 per share (**Placement Shares**) together with one free attaching option for every two Placement Shares subscribed for which are exercisable at \$0.14 each expiring 3 years from the date of issue (**Placement Options**). Subject to ASX requirements, the Company intends to apply for the Placement Options to be listed.

No other matters or circumstances have arisen since the end of the year which significantly affected or may significantly affect the operations of the Company, the results of those operations, or the state of affairs of the Company in the future financial years.

**WESTERN YILGARN NL**  
**DIRECTORS DECLARATION**  
**31 DECEMBER 2023**

---

In the Directors' opinion:

1. The financial statements of Western Yilgarn NL for the half year ended 31 December 2023 and notes set out on pages 10 to 19 are in accordance with the *Corporations Act 2001*, including:
  - a. Complying with Accounting Standards, the *Corporations Regulations 2001* and other mandatory professional reporting requirements; and
  - b. Giving a true and fair view of the Group's financial position as at 31 December 2023 and of its performance for the year ended on that date; and
  - c. Complying with IFRS and interpretations adopted by the International Accounting Standards Board.
2. There are reasonable grounds to believe that the Group will be able to pay its debts as and when they become due and payable.

This declaration has been made after receiving the declarations required to be made to the Directors in accordance with Section 295A of the *Corporations Act 2001*.

This declaration is made in accordance with a resolution of the Board of Directors and signed for and on behalf of the Board by:



**Peter Lewis**  
**Non-Executive Chairman**

29 February 2024



**WESTERN YILGARN NL  
INDEPENDENT AUDITOR'S REVIEW REPORT**

To the members of Western Yilgarn NL

**Conclusion**

We have reviewed the half-year financial report of Western Yilgarn NL ("the Company"), and its controlled entities ("the Group"), which comprises the consolidated statement of financial position as at 31 December 2023, the consolidated statement of profit and loss and other comprehensive income, consolidated statement of changes in equity and consolidated statement of cash flows for the half-year ended on that date, a summary of significant accounting policies and other explanatory information, and the directors' declaration.

Based on our review, which is not an audit, we have not become aware of any matter that makes us believe that the accompanying half-year financial report of the Group does not comply with the *Corporations Act 2001* including:

- (i) giving a true and fair view of the Group's financial position as at 31 December 2023 and of its performance for the half-year ended on that date; and
- (ii) complying with Accounting Standard AASB 134 *Interim Financial Reporting* and the *Corporations Regulations 2001*.

**Basis for Conclusion**

We conducted our review in accordance with ASRE 2410 *Review of a Financial Report Performed by the Independent Auditor of the Entity*. Our responsibilities are further described in the Auditor's Responsibilities for the Review of the Financial Report section of our report. We are independent of the Group in accordance with the auditor independence requirements of the *Corporations Act 2001* and the ethical requirements of the Accounting Professional and Ethical Standards Board's APES 110 *Code of Ethics for Professional Accountants (including Independence Standards)* ("the Code") that are relevant to our audit of the annual financial report in Australia. We have also fulfilled our other ethical responsibilities in accordance with the Code.

We confirm that the independence declaration required by the *Corporations Act 2001* which has been given to the directors of the Company would be in the same terms if given to the directors as at the time of this auditor's review report.

**In.Corp Audit & Assurance Pty Ltd  
ABN 14 129 769 151**

Level 1  
6-10 O'Connell Street  
SYDNEY NSW 2000

Suite 11, Level 1  
4 Ventnor Avenue  
WEST PERTH WA 6005

GPO BOX 542  
SYDNEY NSW 2001

**T** +61 2 8999 1199

**E** [team@incorpadvisory.au](mailto:team@incorpadvisory.au)

**W** [incorpadvisory.au](http://incorpadvisory.au)

**WESTERN YILGARN NL**  
**INDEPENDENT AUDITOR'S REVIEW REPORT (continued)**

**Directors' Responsibility for the Financial Report**

The directors of the Company are responsible for the preparation of the half-year financial report that gives a true and fair view in accordance with the Australian Accounting Standards and the *Corporations Act 2001* and for such internal control as the directors determine is necessary to enable the preparation of the half-year financial report that gives a true and fair view and is free from material misstatement whether due to fraud or error.

**Auditor's Responsibility for the Review of the Half-Year Financial Report**

Our responsibility is to express a conclusion on the half-year financial report based on our review. ASRE 2410 requires us to conclude whether we have become aware of any matter that makes us believe that the half-year financial report is not in accordance with the *Corporations Act 2001* including giving a true and fair view of the Group's financial position as at 31 December 2023 and its performance for the half-year ended on that date, and complying with Accounting Standard AASB 134 *Interim Financial Reporting and the Corporations Regulations 2001*.

A review of a half-year financial report consists of making enquiries, primarily of persons responsible for financial and accounting matters, and applying analytical and other review procedures. A review is substantially less in scope than an audit conducted in accordance with Australian Auditing Standards and consequently does not enable us to obtain assurance that we would become aware of all significant matters that might be identified in an audit. Accordingly, we do not express an audit opinion.

**In.Corp Audit & Assurance Pty Ltd**



**Daniel Dalla**  
**Director**

Dated 29 February 2024