

Listed Options Reports

Nutritional Growth Solutions Ltd (ASX:NGS) (“NGS”, or the “Company”) is pleased to provide the following information in respect of the 80,000,000 Listed Options which were issued today as detailed in the Appendix 2A:

- Top 20 holders; and
- Distribution Schedule

-ENDS-

This announcement has been authorised for release by Lee Tamplin, a representative of the Company’s local agent.

More information:

Stephen Turner

Chief Executive Officer

steve@healthyheights.com

Chloe Hayes

Investor and Media Relations

chloe@janemorganmanagement.com.au

About Nutritional Growth Solutions

Nutritional Growth Solutions is a global nutritional health company focused on the well-being of children. NGS develops, produces and sells clinically tested nutritional supplement formulae for children following 20 years of medical research into pediatric nutrition at Schneider Children’s Medical Centre, Israel’s largest pediatric hospital. The nutritional supplements market has experienced tremendous growth in recent years, but most attention has been focused on adult users and children under three years of age. The three to twelve-year-old consumers represent a larger market opportunity and NGS is highly differentiated from its competitors with clinically tested products and an expanding product portfolio to capture this market opportunity.

ngsolutions.co



Top Holders Grouped Report


Nutritional Growth Solutions Ltd


Security Class(es): NGSOA - LISTED OPT EXP 31/08/2026 @ \$0.02

Display Top: 20

 As at Date: 31-Aug-2023

| Position | Holder Name | Holding | % IC |
|----------|--|------------|--------|
| 1 |  Alissa Bella | 12,800,000 | 16.00% |
| 2 | MS CHUNYAN NIU | 8,325,000 | 10.41% |
| 3 |  MOLO CAPITAL PTY LTD <JAMIE MYERS FAMILY A/C> | 8,300,000 | 10.38% |
| 4 | SOJUKA PTY LTD <THE SOJUKA FAMILY A/C> | 3,600,000 | 4.50% |
| 5 | NETWEALTH INVESTMENTS LIMITED <SUPER SERVICES A/C> | 2,625,000 | 3.28% |
| 6 | MR CRAIG GRAEME CHAPMAN <NAMPAC DISCRETIONARY A/C> | 2,250,000 | 2.81% |
| 7 | NETWEALTH INVESTMENTS LIMITED <WRAP SERVICES A/C> | 2,166,667 | 2.71% |
| 8 |  JET GLOBAL FUND PTY LTD | 2,000,000 | 2.50% |
| 8 | SYRACUSE CAPITAL PTY LTD <THE ROCCO TASSONE S/F A/C> | 2,000,000 | 2.50% |
| 8 | AKJ SUPER PTY LTD <JENKINS SUPER FUND A/C> | 2,000,000 | 2.50% |
| 9 | MR ADRIAN ALEXANDER VENUTI <ADRIAN VENUTI FAMILY A/C> | 1,750,000 | 2.19% |
| 10 | MRS HEATHER ROBIN WILLSON | 1,625,000 | 2.03% |
| 11 | WOLSELEY ROAD #1 PTY LIMITED <ADSALEUM FAMILY A/C> | 1,500,000 | 1.88% |

| Position | Holder Name | Holding | % IC |
|----------|---|-----------|-------|
| 12 | KCIRTAP SECURITIES PTY LTD <N&P GLOVAC FAMILY A/C> | 1,230,000 | 1.54% |
| 12 | MOUNTS BAY INVESTMENTS PTY LTD <CALVER CAPITAL A/C> | 1,230,000 | 1.54% |
| 13 | NEW ENERGY MINERALS AFRICA PTY LTD | 1,166,667 | 1.46% |
| 14 | SILKMAGIC PTY LIMITED <THE BAKER SUPER FUND A/C> | 1,000,000 | 1.25% |
| 14 | MR MICHAEL MCMAHON & MRS SUSAN MCMAHON <THE MCMAHON SUPER FUND A/C> | 1,000,000 | 1.25% |
| 14 | MR MICHAEL JAMES SPENCER | 1,000,000 | 1.25% |
| 14 | MR PHILIP MYERS & MRS HELEN MYERS | 1,000,000 | 1.25% |
| 14 | TRANTER (SA) PTY LTD <TRANTER FAMILY A/C> | 1,000,000 | 1.25% |
| 14 | ROMAN HOLIDAY INVESTMENTS PTY LTD <MT SUPER FUND A/C> | 1,000,000 | 1.25% |
| 15 | MS SOMERSET ROSE MAXWELL | 900,000 | 1.12% |
| 15 | BLUEMAC PTY LTD <CMAC A/C> | 900,000 | 1.12% |
| 16 | RIYA INVESTMENTS PTY LTD | 875,000 | 1.09% |
| 16 | MR MATTHEW DEAN QUINN | 875,000 | 1.09% |
| 16 | SLH SHARE TRADING PTY LTD | 875,000 | 1.09% |
| 17 |  MR NARINDER SINGH SUDAGAR SINGH <SIDHU A/C> | 750,000 | 0.94% |
| 17 | MOSHE COHEN | 750,000 | 0.94% |
| 17 | MR JAMIE ROBERT TIDY & MRS PETA MELISSA TIDY <KARMADOG INVESTMENT A/C> | 750,000 | 0.94% |

| Position | Holder Name | Holding | % IC |
|-----------------------------|---|-------------------|----------------|
| 17 | MR DOMENIC ANTONIO BARBARO <BARBARO FAMILY NO 2 A/C> | 750,000 | 0.94% |
| 18 |  MR HOWARD NGUYEN | 666,667 | 0.83% |
| 19 | HUNTINGDON INVESTMENTS PTY LTD <R J RAMSEY FAMILY A/C> | 625,000 | 0.78% |
| 19 | RAMSEY FAMILY SUPER PTY LTD <RAMSEY FAMILY S/FUND A/C> | 625,000 | 0.78% |
| 19 | CHALLENGE AURORA PTY LTD | 625,000 | 0.78% |
| 20 | WOODROSS NOMINEES PTY LTD | 600,000 | 0.75% |
| TOTALS | | 71,135,001 | 88.92% |
| Total Issued Capital | | 80,000,000 | 100.00% |

 Holding is aggregated over a shareholder group

 Report generated on 31-Aug-2023 at 09:32 AM

Holdings Range Report

Nutritional Growth Solutions Ltd

Security Class(es): NGSOA - LISTED OPT EXP 31/08/2026 @ \$0.02

 As at Date: 31-Aug-2023

| Holding Ranges | Holders | Total Units | % Issued Share Capital |
|--|-----------|-------------------|------------------------|
| above 0 up to and including 1,000 | 0 | 0 | 0.00% |
| above 1,000 up to and including 5,000 | 0 | 0 | 0.00% |
| above 5,000 up to and including 10,000 | 0 | 0 | 0.00% |
| above 10,000 up to and including 100,000 | 17 | 1,148,332 | 1.44% |
| above 100,000 | 57 | 78,851,668 | 98.56% |
| TOTALS | 74 | 80,000,000 | 100.00% |

 Report generated on 31-Aug-2023 at 09:33 AM