

Managing Director / CEO Presentation at the RIU Sydney Resources Round-up Conference

EMMERSON RESOURCES LIMITED (ERM) is pleased to provide the attached material being presented by **Managing Director and CEO Rob Bills** at the RIU Sydney Resources Round-up Conference.

Emmerson Resources Limited will be exhibiting from Tuesday 9th May to Thursday 11th May at the conference being held at Hyatt Regency Sydney (161 Sussex St, Sydney).

Rob Bills presentation is at 4.20pm AEST on Tuesday, 9th May and he looks forward to welcoming shareholders and investors throughout the conference.

To register, please click on the link below:

<https://www.riusydneynresourcesroundup.com.au/delegates>

If you are unable to attend in person, the conference is also being live streamed on social media. To register, please click on the link below:

https://us02web.zoom.us/webinar/register/WN_ITuMgtCQvm_zPjfUoWQLA

For and on behalf of the Board of Emmerson Resources Limited

Rob Bills

Managing Director & CEO

For further information, please contact:

Rob Bills

Managing Director and CEO

E: rbills@emmersonresources.com.au

T: +61 8 9381 7838

Media enquiries

Michael Vaughan, Fivemark Partners

E: michael.vaughan@fivemark.com.au

T: +61 422 602 720

Red & Gold Metals for a Green Future

RIU Sydney Resources Round-up – May 2023

Rob Bills – Managing Director &
Chief Executive Officer




emmerson
resources

Important Notice & Disclaimer

Cautionary Statement

This presentation has been prepared by Emmerson Resources Limited ACN 117 086 745 (ASX: ERM) (the "Company") and is being provided to a limited number of investors for the sole purpose of providing preliminary background information to enable recipients to review the business activities of the Company. It is not a prospectus or an offer, invitation, solicitation or recommendation with respect to the purchase or sale of any securities.

This presentation should not be relied upon as a representation of any matter that a potential investor should consider in evaluating the Company. The Company, nor any of its directors, agents, officers, employees or affiliates, does not make any representation or warranty, express or implied, as to or endorsement of, the accuracy, reliability or completeness of any information, statements, representations or forecasts contained in this presentation, and they do not accept any liability for any statement made in, or omitted from, this presentation, except liability under statute that cannot be excluded.

Prospective investors should make their own independent evaluation of an investment in the Company.

Nothing in this presentation should be construed as a financial product advice, whether personal or general, for the purposes of Section 766B of the Corporations Act. This presentation consists purely of factual information and does not involve or imply a recommendation or a statement of opinion in respect of whether to buy, sell or hold a financial product. The Company has not considered any of your objectives, financial situation or needs.

This presentation and contents has been made available in confidence and may not be reproduced or disclosed, directly or indirectly, to third parties or made public in any way without the express written permission of the Company.

Forward-Looking Statements

This document may include *forward-looking statements, opinions and projections, all preliminary in nature, prepared by the Company on the basis of information developed by itself in relation to its projects*. Forward-looking statements include, but are not limited to, statements concerning Emmerson Resources Limited's anticipated future events, including future resources and exploration results, and other statements that are not historical facts. When used in this document, the words such as "could", "estimate", "plan," "expect," "intend," "may", "potential," "should," "believe", "anticipates", "predict", "goals", "targets", "aims", "outlook", "guidance", "forecasts", "may", "will", "would" or "should" or, in each case, their negative or other variations or similar expressions are forward-looking statements. By their nature, such statements involve risks, assumptions, uncertainties, and other important factors, many of which are beyond the control of the Company, and which may cause actual results, performance, or achievements to differ materially from those expressed or implied by such statements.

Forward-looking statements speak only as at the date of this document and the Company does not undertake any obligation to update forward-looking statements even if circumstances or management's estimates or opinions should change. Forward-looking statements are provided as a general guide only and should not be relied on as an indication or guarantee of future performance. No representation is made that any of these statements or projections will come to pass or that any forecast result will be achieved, nor as to their accuracy, completeness or correctness. Similarly, no representation is given that the assumptions upon which forward looking statements may be based are reasonable. Given these uncertainties, investors should not place undue reliance on forward-looking statements. The Company cautions investors against using this announcement solely as a basis for investment decisions without regard for this disclaimer.

Regulatory Information

The Company does not suggest that economic mineralisation is contained in the untested areas, the information contained relating to historical drilling records have been compiled, reviewed and verified as best as the Company was able. As outlined in this presentation the Company is planning further drilling programs to understand the geology, structure and potential of the untested areas. The Company cautions investors against using this announcement solely as a basis for investment decisions without regard for this disclaimer.

Competent Person Statement

The information in this presentation that relates to Exploration Results is based on information compiled by Dr Ana Liza Cuison, MAIG, MSEG. Dr Cuison is a Member of the Australian Institute of Geoscientists and has sufficient experience which is relevant to the style of mineralisation and types of deposits under consideration and to the activity which she is undertaking to qualify as a Competent Person as defined in the 2012 Edition of the Australasian Code for Reporting of Exploration Results, Mineral Resources and Ore Reserves. Dr Cuison is a full-time employee of the Company and consents to the inclusion in this report of the matters based on her information in the form and context in which it appears.

The information in this presentation that relates to Mineral Resource estimate and classification for the Chariot Gold deposit and Mauretania Gold deposit is based on information compiled by Justine Tracey. Justine Tracey is an employee of Optiro Pty Ltd, and a Member of the Australasian Institute of Mining and Metallurgy and the Australian Institute of Geoscientists. Justine Tracey has sufficient experience which is relevant to the style of mineralisation and type of deposit under consideration and the activity she is undertaking to qualify as a Competent Person as defined in the 2012 Edition of the "Australasian Code for Reporting of Exploration Results, Mineral Resources and Ore Reserves ('the JORC Code')". Justine Tracey consents to the inclusion in the report of the matters based on the information in the form and context in which it appears.

Information in this report that relates to Exploration Results has been extracted from the following Company ASX announcements:

- ASX: 8 December 2021 – Stunning 117m at 338% copper drill hit at the Hermitage Project in Tennant Creek ends in mineralisation
- ASX: 28 March 2022 – Follow up drilling of 116m at 3.4% copper and 0.88g/t gold at Tennant Creek set to commence
- ASX: 17 August 2022 - Further high-grade copper-gold and cobalt-bismuth intersected at Hermitage
- ASX: 17 November 2022 – High Grade Gold and Bismuth at Golden Forty Project in Tennant Creek
- ASX: 12 December 2022 – Bonanza Gold from an emerging new ore zone at Tennant Creek
- ASX: 21 March 2023 – Further High-Grade Precious and Base metal mineralisation at Tennant Creek

The Company confirms that it is not aware of any new information or data that materially affects the information that relates to Exploration Results included in previous market announcements. The Company confirms that the form and context in which the Competent Person's findings area presented have not been materially modified from the original market announcements.

Information in this report that relates to the Mineral Resource has been extracted from the following Company ASX announcements:

- ASX: 6 April 2022 - High Grade Gold Resource for Mauretania at Tennant Creek
- ASX: 22 December 2021 – Chariot high grade gold resource increased by 40%

Cautionary Note: Visual estimates of % volume are approximate only and accurate values will be reported once assay results are returned from the laboratory. All lengths are down-hole lengths and not true width. Assay results from Kiola drilling are expected in June 2023. Visual estimates of mineral abundance should never be considered as a proxy or substitute for laboratory analyses where concentrations or grades are the factor of principal economic interests. Visual estimates also potentially provide no information regarding impurities or deleterious physical properties relevant to valuations.

The Company confirms that it is not aware of any new information or data that materially affects the information included in previous market announcements and, in the case of estimates of Mineral Resources that all material assumptions and technical parameters underpinning the estimates in the relevant market announcements continue to apply and have not materially changed. The Company confirms that the form and context in which the Competent Person's findings area presented have not been materially modified from the original market announcements.

The above announcements are available to view on the Company's website at www.emmersonresources.com.au

Authorised for release by the Managing Director, Mr Rob Bills.

Building Stakeholder Support: Bringing the Community on the Journey

- Emmerson Resources acknowledge and pay our respects to the Traditional Custodians of the lands in which we explore.
 - We are very saddened by the recent loss of RP, the highly respected leader and elder of the Warramungu people.
 - **RP had a big vision for his people** - direct equity participation in ERM projects and sharing the many benefits of employment and training.
 - Emmerson continues to be a respected partner and has an unblemished 14-year track record of working with the Traditional Custodians. We are also the founding sponsor of Clontarf Tennant Creek where we provide training, employment opportunities and funding.
-

Jasper Hills (Cu-Au-Co)
JV with Custodians

Historic
North Star
Open Pit



This talk is dedicated to RP – with permission from his family, Rhonda, Marlene and Cliff.

Emmerson Investment Highlights



Commanding land positions in NT and NSW

Tennant Creek (NT) is one of Australia's highest grade gold and copper provinces

Macquarie Arc (NSW) – home of the giant copper-gold deposits



Pathway to grow and realise value from Tennant Creek

JV with TCMG secures \$10.5m Exploration Earn-in and Mining JV + CIL mill

Emmerson retains 100% of Hermitage, Jasper Hills and Edna Beryl



Creating an emerging gold royalty business

JV to unlock “stranded assets” and generate low risk shareholder value for Tennant Creek. TCMG is funding mining and the new centralised mill in Tennant Creek

Emmerson to receive a low risk 6% gold royalty from each mine



Track record of discoveries from systematic science-based exploration

Hermitage Discovery Hole:

116m at 3.4% copper and 0.88g/t gold, (ASX: 28 March 2022)

Golden Forty Phase 1 Drilling:

28m at 28.3g/t gold incl. 9m at 84.6 g/t gold and 1.14% bismuth (ASX: 12 December 2022)

Kiola (NSW) Phase 1 – drilling intersects porphyry copper mineralisation



Highly credentialed and committed Board and Management Team

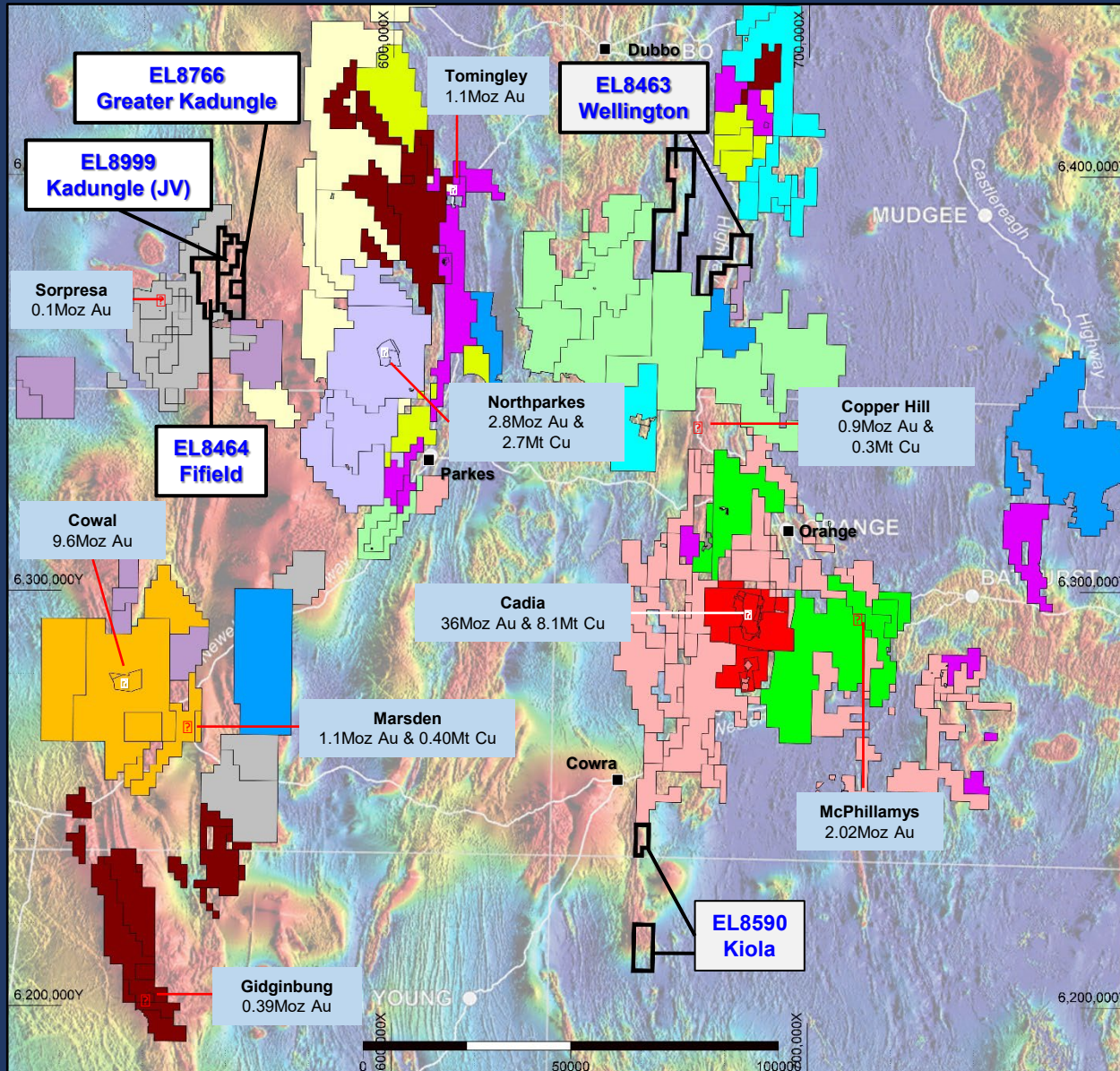
Majority have been with Emmerson since 2007



Planning an aggressive program across Tennant Creek and NSW in 2023

- **Hermitage (NT)** - Phase 3 drill program to commence in mid 2023
- Drilling across an exciting portfolio of brownfield and greenfield projects in JV areas (NT)
- ERM awarded 3 out of 3 co-funding collaboration grants by NT Govt - drone mags continues to drive discovery
- **Kiola (NSW) – Phase 1 drill program assay results**
- Wellington – mapping sampling ahead of gpx

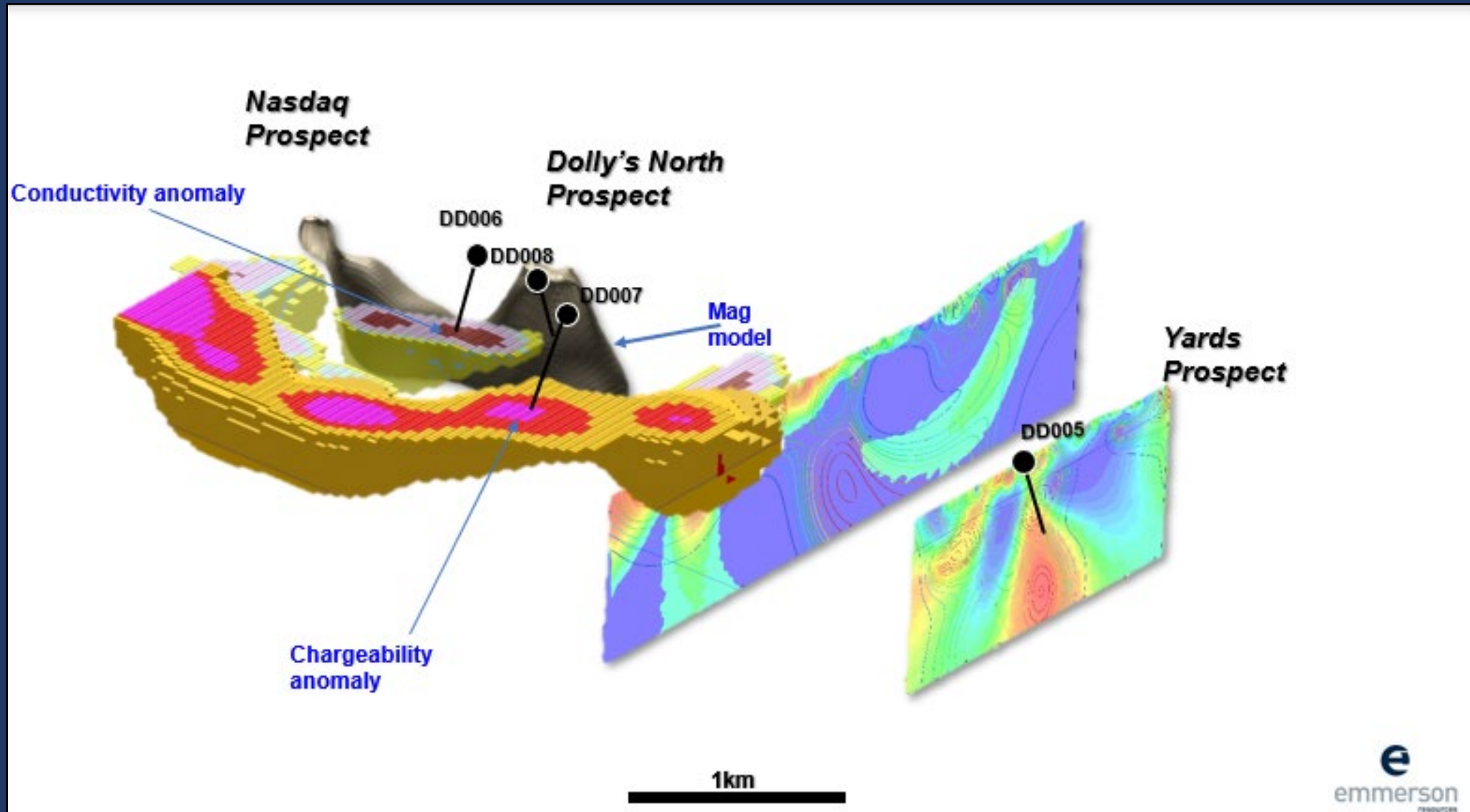
Emmerson hold ~500km² across 3 main projects in NSW



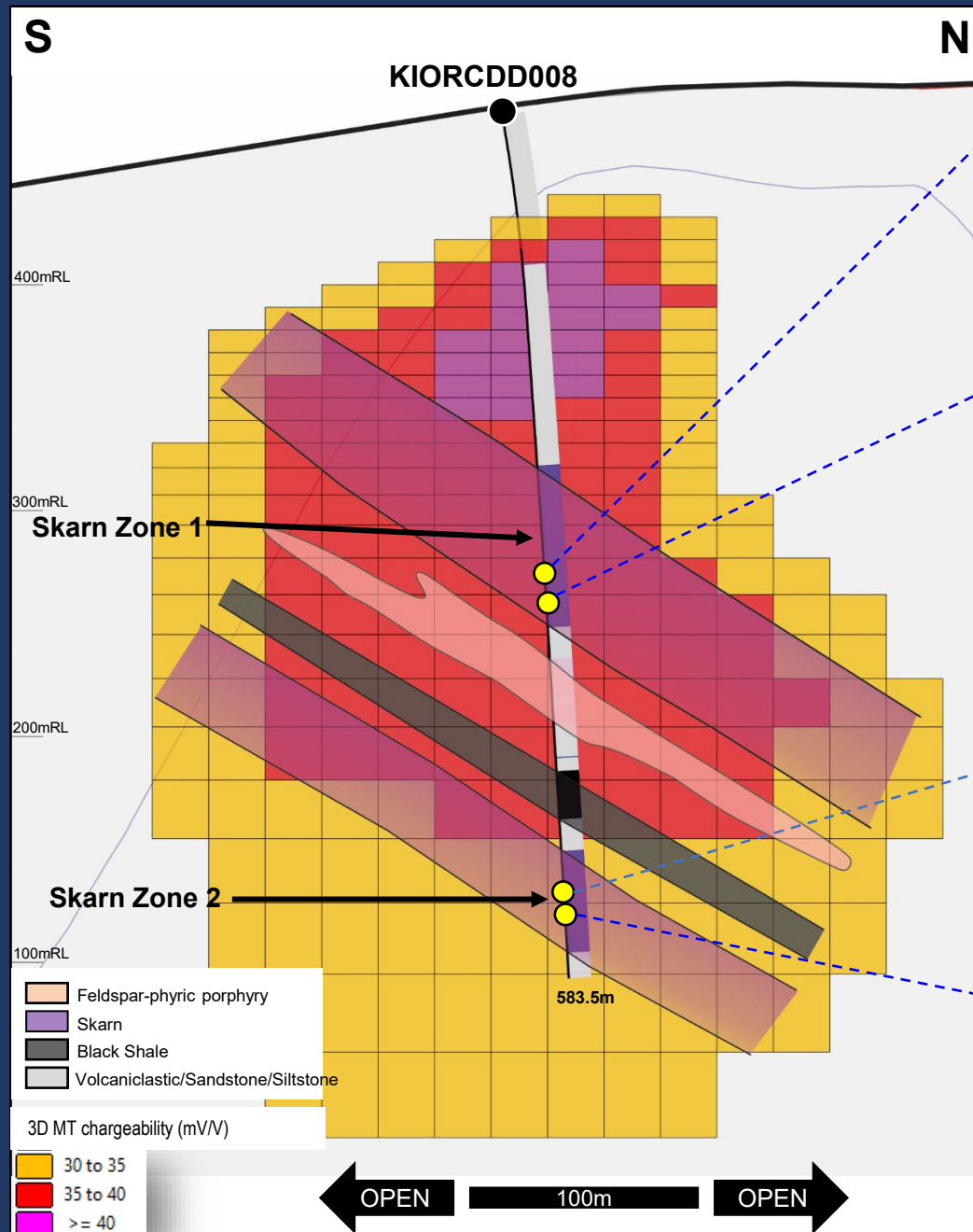
EMMERSON RESOURCES LTD	
NEWCREST MINING LIMITED	
EVOLUTION MINING (COWAL) PTY LIMITED	
NEWMONT EXPLORATION PTY LTD	
CMOC MINING PTY LIMITED	
FMG RESOURCES PTY LTD	
SANDFIRE RESOURCES LIMITED	
ALKANE RESOURCES LTD	
GOLD AND COPPER RESOURCES PTY LIMITED	
MAGMATIC RESOURCES	
LFB RESOURCES NL (REGIS RESOURCES)	
IMPACT MINERALS	
RIMFIRE PACIFIC MINING LIMITED	
GODOLPHIN TENEMENTS PTY LTD	
CLIMAX AUSTRALIA PTY LIMITED	
KINCORA COPPER AUSTRALIA PTY LTD; RAREX LIMITED	

- Projects identified utilising predictive models
- Exploration from application of age dating, green rock & fertility indice
- Integrated with geol, gpx, gchx etc.

Kiola (NSW) Project – 3D MIMDAS model with drill holes



Drilling co-funded
under the NSW
Government New
Frontiers Initiative



TOP – KIORCDD008 at 197.1m – massive garnet-magnetite-chlorite skarn with chalcopyrite blebs and disseminations on magnetite.
BOTTOM - KIORCDD008 at 209.6m – banded magnetite-chlorite skarn with chalcopyrite blebs and disseminations on magnetite.



TOP – KIORCDD008 at 347.7m and BOTTOM - KIORCDD008 at 348.7m – massive magnetite-chlorite-epidote skarn with chalcopyrite blebs and disseminations on magnetite.

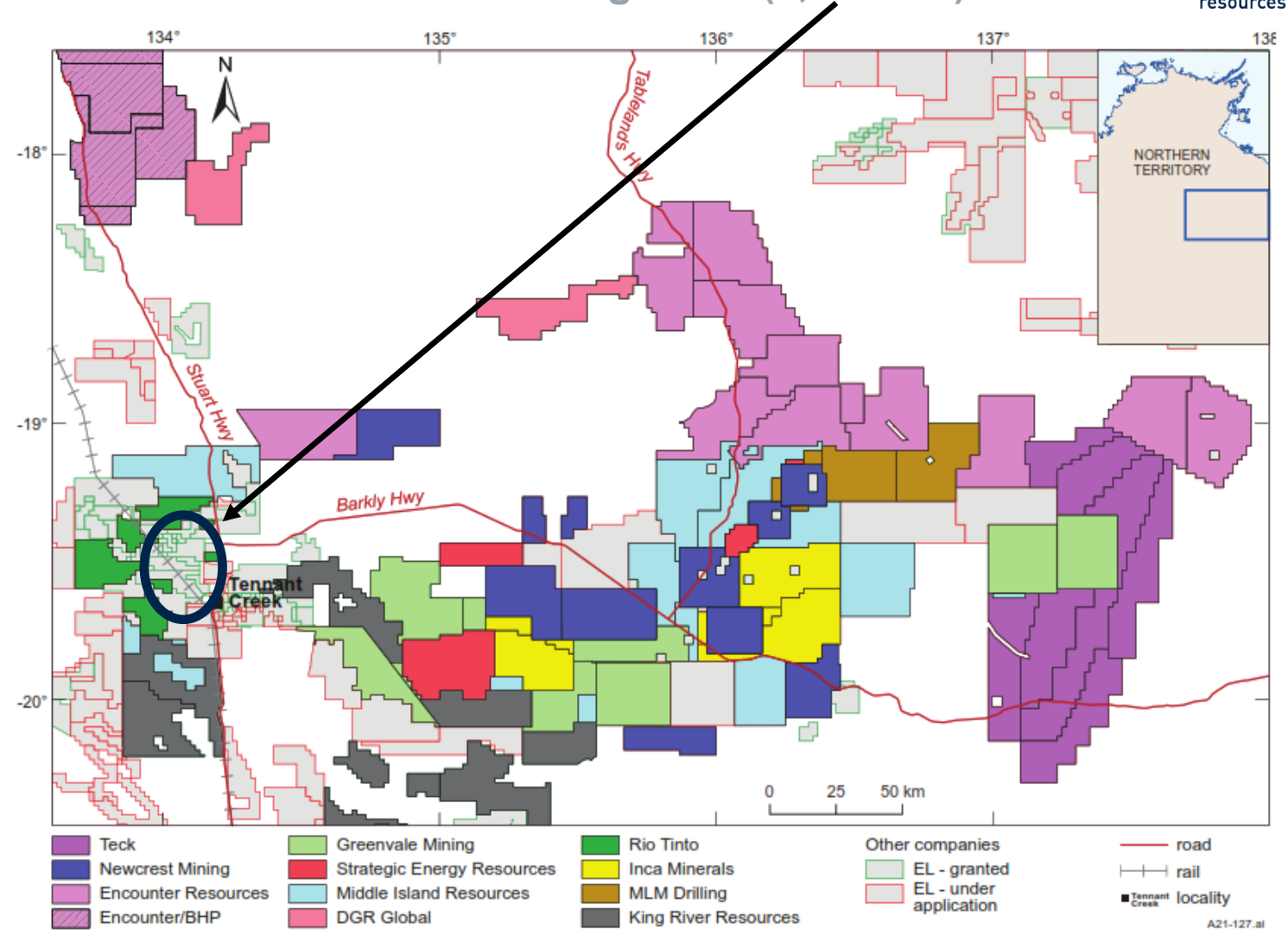
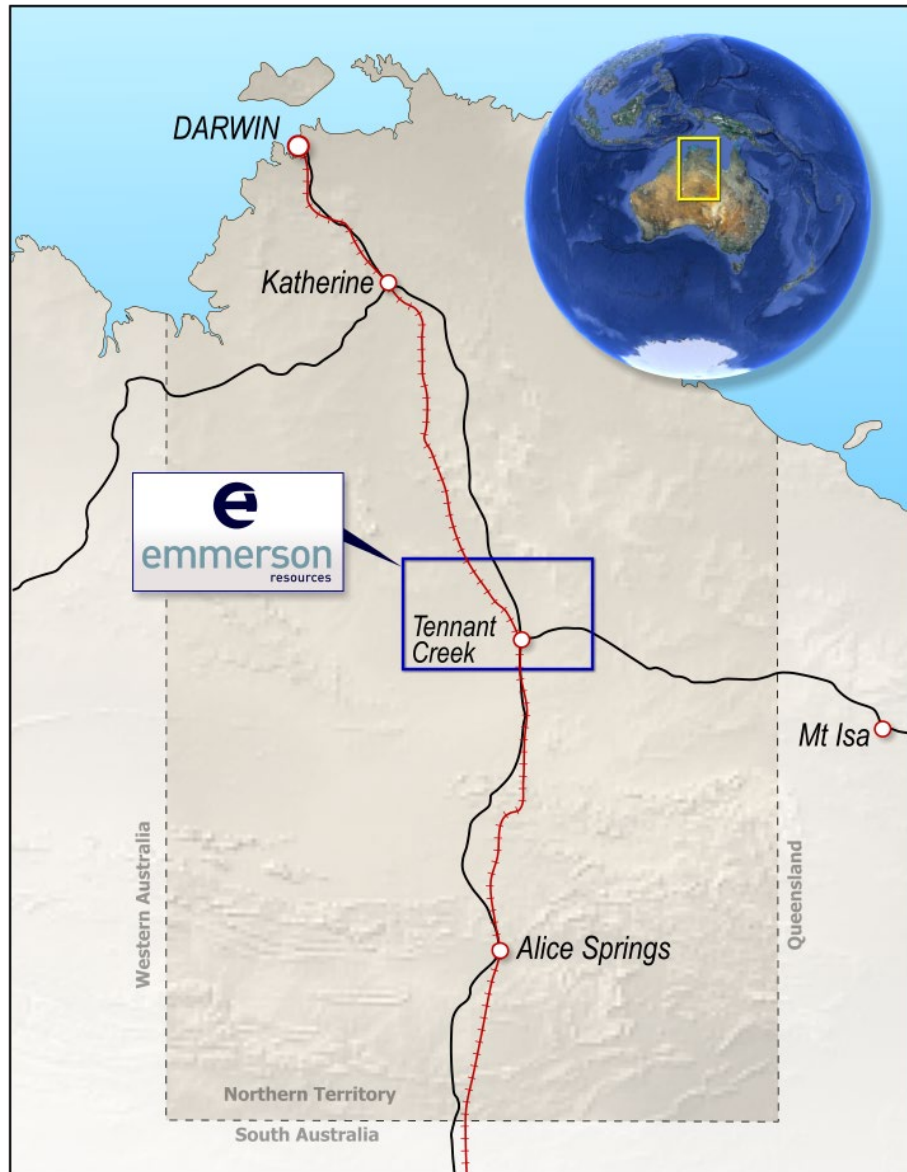
Tennant Creek in the Northern Territory of Australia – an exploration hotspot...

Rio, BHP, Newcrest, + many juniors

Emmerson has been in Tennant Creek since 2007 and holds the best ground (1,700km²)



emmerson
resources



Map of exploration licences and application in the Barkly Tableland in March 2021, showing the distribution of tenure of selected exploration companies. Most highlighted licenses were applied for since 2019. (Map from AGES 2021).

The Discovery Team

Hermitage Project - Tennant Creek NT
100% ERM project (*not part of the JV*)

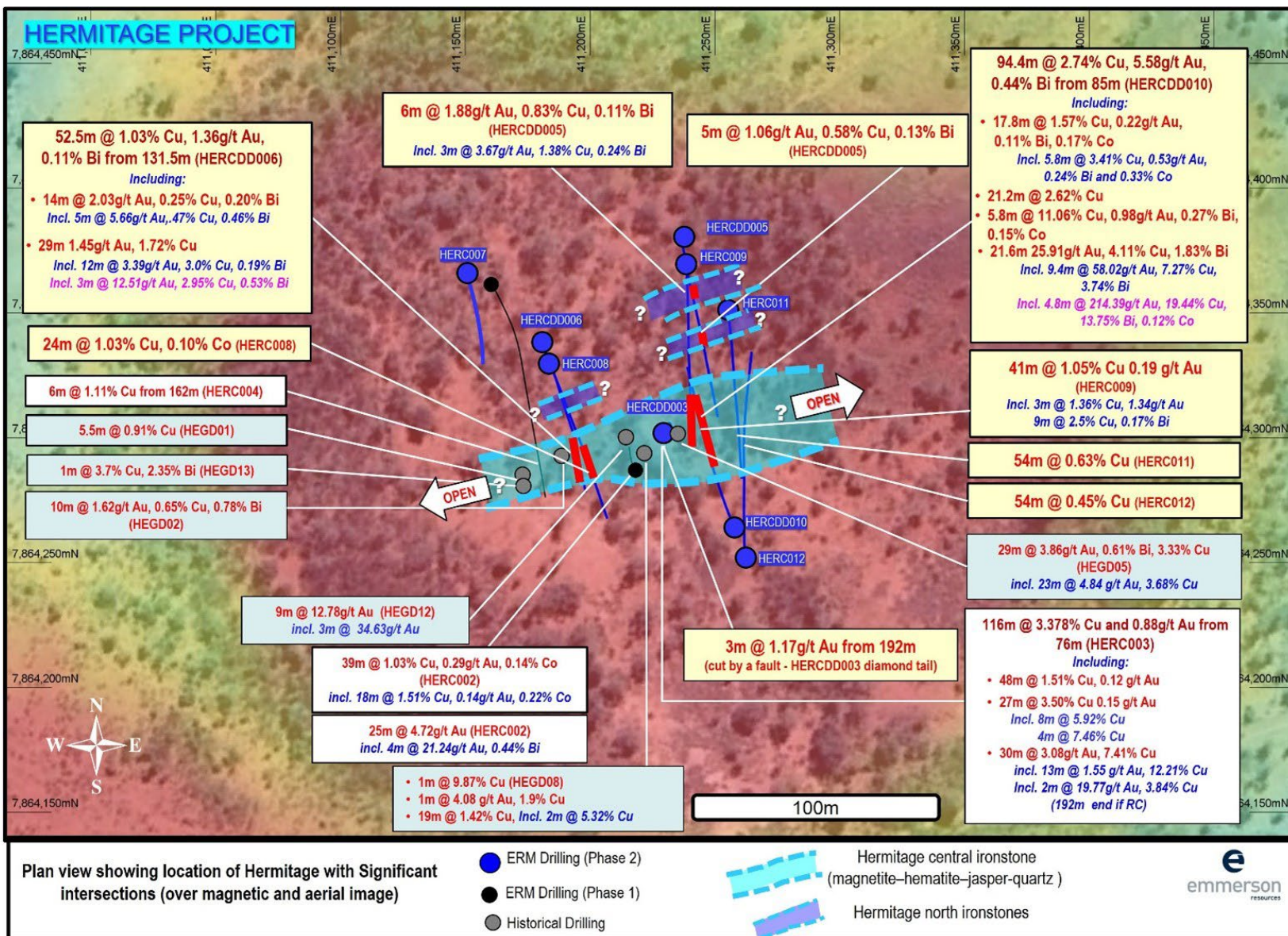
Discovery drill hole HERC003 in November 2021 – 116m at 3.4% copper and 0.9g/t gold (ASX: 8 December 2021 & 28 March 2022).

Independently ranked (by Opax) as one of the best global copper intersections for 2021!



Hole had to be abandoned in 20g/t gold and 3.9% copper!!



Discovery drill hole: 116m at 3.4% copper and 0.88g/t gold at Hermitage: Ranked in the top 10 global intersections (ASX: 28 March 2022)



First diamond drill hole intersects: 94m at 2.7% copper, 5.6g/t gold, 17.8g/t silver and 0.4% bismuth
Incl: 9.4m at 7.3% copper, 58g/t gold, 3.7% bismuth plus high grade cobalt (up to 0.3%) (ASX: 17 August 2022)



Four main zones of mineralisation in HERCDD010 (from shallow to deep):

Photo 1: malachite (copper carbonate) in hematite ironstone with voids/vugs (from 83m).

Photo 2: native copper (dark brown and brassy color) in hematite-magnetite ironstone and vugs (from 129.6m).

Photo 3: **4.8m at 19% copper, 214g/t gold, 103g/t silver, 13.7% bismuth and 0.12% cobalt from 164m.**

Photo 4: **new zone** (below the fault) of chalcopyrite (yellow) and bornite (purple/brown) in quartz stockwork veins (from 190m).

West

411100E

Long section

East

Surface

116m @ 3.378% Cu and 0.88g/t Au from 76m (HERC003)

Including:

- 48m @ 1.51% Cu, 0.12 g/t Au
- 27m @ 3.50% Cu 0.15 g/t Au
Incl. 8m @ 5.92% Cu
4m @ 7.46% Cu
- 30m @ 3.08g/t Au, 7.41% Cu
incl. 13m @ 1.55 g/t Au, 12.21% Cu
Incl. 2m @ 19.77g/t Au, 3.84% Cu
(192m end if RC)

39m @ 1.03% Cu, 0.29g/t Au, 0.14% Co (HERC002)

incl. 18m @ 1.51% Cu, 0.14g/t Au, 0.22% Co

5.5m @ 0.91% Cu (HEGD01)

24m @ 1.03% Cu, 0.10% Co (HERC008)

52.5m @ 1.03% Cu, 1.36g/t Au, 0.11% Bi from 131.5m (HERCDD006)

Including:

- 14m @ 2.03g/t Au, 0.25% Cu, 0.20% Bi
Incl. 5m @ 5.66g/t Au, 47% Cu, 0.46% Bi
- 29m 1.45g/t Au, 1.72% Cu
Incl. 12m @ 3.39g/t Au, 3.0% Cu, 0.19% Bi
Incl. 3m @ 12.51g/t Au, 2.95% Cu, 0.53% Bi

6m @ 1.11% Cu from 162m (HERC004)

1m @ 3.7% Cu, 2.35% Bi (HEGD13)

- 1m @ 9.87% Cu (HEGD08)
- 1m @ 4.08 g/t Au, 1.9% Cu
- 19m @ 1.42% Cu, Incl. 2m @ 5.32% Cu

10m @ 1.62g/t Au, 0.65% Cu, 0.78% Bi (HEGD02)

9m @ 12.78g/t Au (HEGD12)
incl. 3m @ 34.63g/t Au

25m @ 4.72g/t Au (HERC002)
incl. 4m @ 21.24g/t Au, 0.44% Bi

94.4m @ 2.74% Cu, 5.58g/t Au, 0.44% Bi from 85m (HERCDD010)

Including:

- 17.8m @ 1.57% Cu, 0.22g/t Au, 0.11% Bi, 0.17% Co
Incl. 5.8m @ 3.41% Cu, 0.53g/t Au, 0.24% Bi and 0.33% Co
- 21.2m @ 2.62% Cu
- 5.8m @ 11.06% Cu, 0.98g/t Au, 0.27% Bi, 0.15% Co
- 21.6m 25.91g/t Au, 4.11% Cu, 1.83% Bi
Incl. 9.4m @ 58.02g/t Au, 7.27% Cu, 3.74% Bi
Incl. 4.8m @ 214.39g/t Au, 19.44% Cu, 13.75% Bi, 0.12% Co

54m @ 0.63% Cu (HERC011)

54m @ 0.45% Cu (HERC012)

41m @ 1.05% Cu 0.19 g/t Au (HERC009)
Incl. 3m @ 1.36% Cu, 1.34g/t Au
9m @ 2.5% Cu, 0.17% Bi

29m @ 3.86g/t Au, 0.61% Bi, 3.33% Cu (HEGD05)
incl. 23m @ 4.84 g/t Au, 3.68% Cu

3m @ 1.17g/t Au from 192m
(cut by a fault - HERCDD003 diamond tail)

HERMITAGE

Long section along
080 azim ± 15m window
Looking NNW

Legend:

- ERM Drilling (Phase 2)
- ERM Drilling (Phase 1)
- Historical Drilling

Hermitage central ironstone
(Magnetite-Hematite-Jasper-Quartz)

Dark chlorite alteration
halo ('Chlorite rock')

Breccia zone (quartz -
dolomite-hematite)
with chalcopyrite
blebs and matrix fill

Fault (post
mineralisation)

Warramunga Formation

Siltstone, shale, sandstone,
greywacke (hematite
alteration/ oxidized)

Siltstone, sandstone

emmerson
resources

emmerson
resources

Highlights

Phase 1 drilling (ASX: 28 March 2022):

- 116m @ 3.4% Cu and 0.88g/t Au incl:
 - 2m @ 20g/t Au & 3.8% Cu

Phase 2 drilling (ASX: 17 August 2022):

- 94m @ 2.7% Cu, 5.6g/t Au, 17.9g/t Ag, 0.44% Bi incl:
 - 21.6m @ 4.1% Cu, 26g/t Au, 75g/t Ag & 1.83% Bi
 - 9.4m @ 7.27% Cu, 58g/t Au & 3.7% Bi

GDA94, MGAz53
September 2022

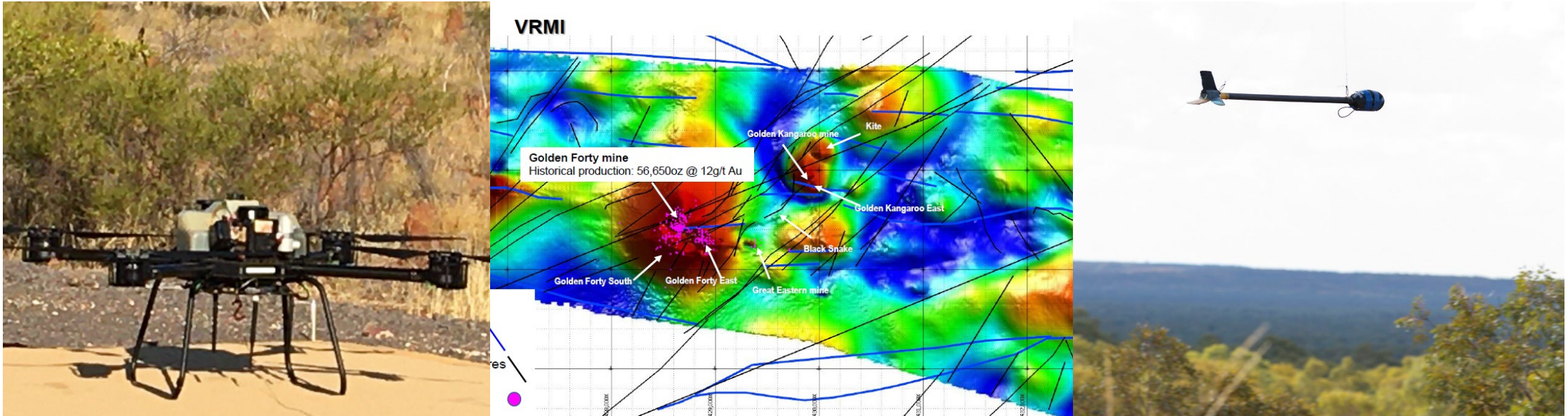
Building scale at Hermitage...

DEPOSIT	PLAN	CROSS SECTION	LONG SECTION
Warrego 6.9 Mt 1.46m oz Au 172 500 t Cu			
Nobles Nob 2.14 Mt 1.14m oz Au			
Gecko Au 257 000 oz 320 000 t Cu			
White Devil 1.7 Mt 734 000 oz Au			
Juno 0.46 Mt 864 000 oz Au			
Argo 0.3 Mt 135 000 oz Au			

- Tennant Creek Mineral Field... one of the highest-grade gold fields in Australia
- Typically, small footprint but exceptionally high value deposits
- Hermitage geometry on scale and still open (based on phase1 & 2 drilling)
- To date ~100m strike and ~30m thick central ironstone (plan view)
- Plunge (long section) unknown below the fault... and subject of the next drill program

Emmerson have pioneered the exploration approach and tools to discover more of these high value, small footprint deposits

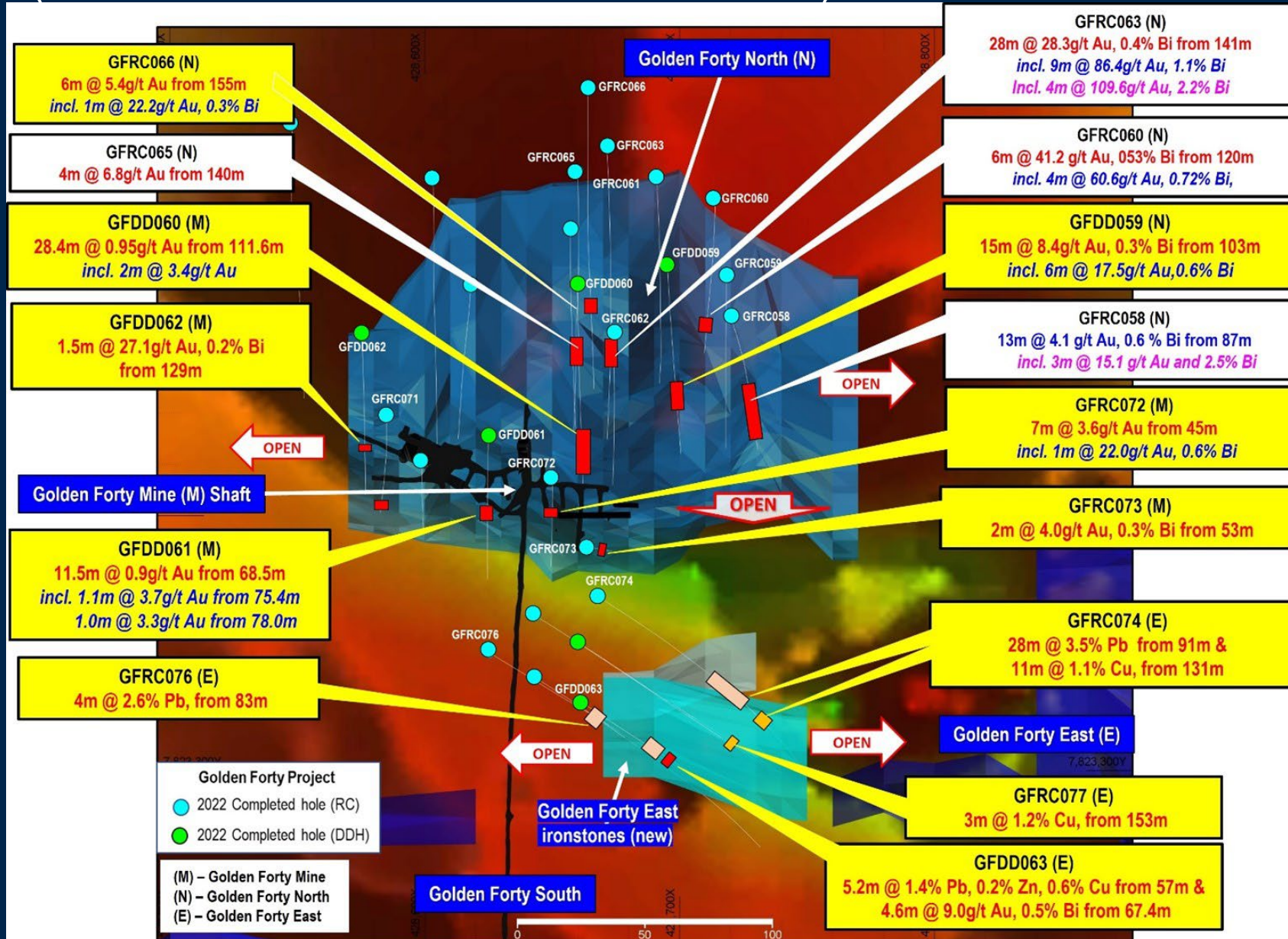
High Resolution Magnetics — new technology aids discovery!



Two 10,000km Drone collected magnetic surveys = potential for detecting the overlooked and underexplored

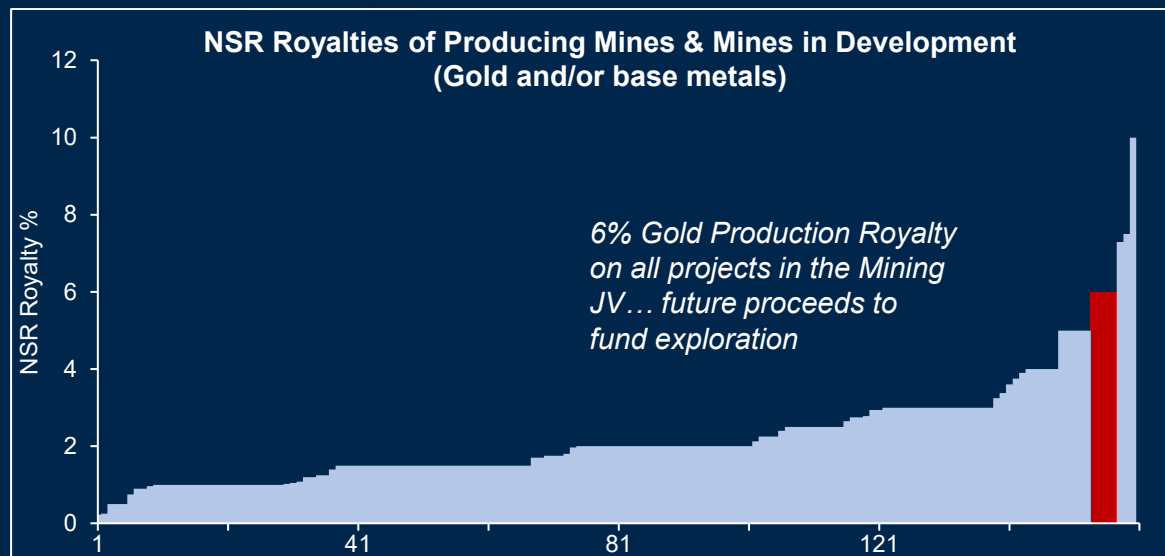
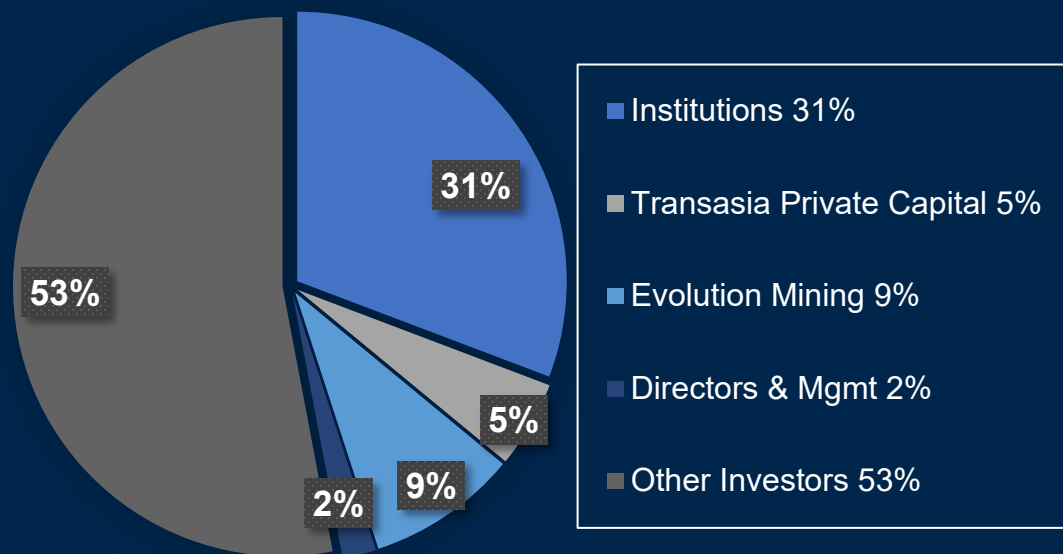
Golden Forty North & East – new ore zones: 28m at 28g/t gold

(ASX: 12 December 2022 & 21 March 2023)



- Historic Golden Forty Mine ceased production in 1983 due to ground conditions
- Produced at head grade of 12g/t gold
- New ore zones and extensions to expand the historical resources
- Ore zones open and further drilling planned
- Scoping study and JORC MRE once in the Mining JV

Capital Structure



Source from Arum Analytics: x-axis = Franco-Nevada Corporation, Wheaten Precious Metals Corp., Royal Gold Inc., Osisko Gold Royalties Ltd, Sandstorm Gold Ltd.

CORPORATE SNAPSHOT

ASX code	ERM
Shares on issue	544.71 million
Options on issue – unlisted ¹	101.55 million
Market capitalisation (\$0.077/share – 26/4/23)	\$41.94 million
Cash (31/3/23)	\$6.4 million
Enterprise value (26/4/23)	\$35.54 million

1. Exercise price range from \$0.11 to \$0.20. Expiry date range from July 2023 to December 2025.



Board of Directors



Mr. Andrew McIlwain

B.Eng (Mining)

Non-Executive Chairman

Mining Engineer with more than 25 years' experience in operational, senior management and executive roles (MIM, WMC, UML & others).



Mr. Robert Bills

B.Sc, M.Sc, FSEG, FAIG

Managing Director and Chief Executive Officer

Geologist with over 30 years' experience in exploration, mining and senior management roles in WMC and BHP. Joined Emmerson in late 2007 as the Managing Director and CEO.



Dr. Allan Trench

B.Sc (Hons), Ph.D, M.Sc, MBA

Non-Executive Director

Geologist/geophysicist with extensive experience in strategy, project development and operations within the natural resource sector.



Alan Tate

B.Com, FCA, FAICD

Non-Executive Director

Commercial/finance leader with 30 years' experience with a focus on delivering shareholder value, including 15 years' within mining and energy industries.



Catalysts for 2023



Unlocking stranded assets in Tennant Creek via Exploration and Mining JV's



Emerging gold royalty business - aims to generate multiple royalty streams once into production



Multiple drill programs across JV and 100% owned projects



Well funded with strong shareholder support



ERM is free carried and has a 6% royalty on production for all projects in the Mining JV



Experienced Board and Management Team





R.I.P RP
1960 - 2023
Your legacy will
continue



Rob Bills

Managing Director & Chief Executive Officer
Emmerson Resources Limited

+61 8 9381 7838
rbills@emmersonresources.com.au
www.emmersonresources.com.au

Contact



ASX: ERM

