



tivan
a critical minerals company

asx announcement

12 April 2023

Investor Briefing Presentation

The Board of Tivan Limited (ASX: TVN) ("Tivan" or the "Company") is pleased to enclose the investor briefing to be presented by Executive Chairman Mr Grant Wilson during an online briefing with shareholders this afternoon, Wednesday 12 April 2023, commencing at 5:00pm (AEST).

The link for attending the briefing is: <https://livestream.com/dme/tivan>

This announcement has been approved by the Board of the Company.

Inquiries:

Tony Bevan

Company Secretary: + 61 8 9327 0900

Email: corporate@tivan.com.au

Elena Madden

True North Strategic Communication (Darwin): + 61 8 8981 6445

Email: elena@truenorthcomm.com.au

Ends



Online Investor Briefing

Executive Chair, Grant Wilson

1700 AEST, 12 April 2023

Empowering
grid storage
to take the
planet green

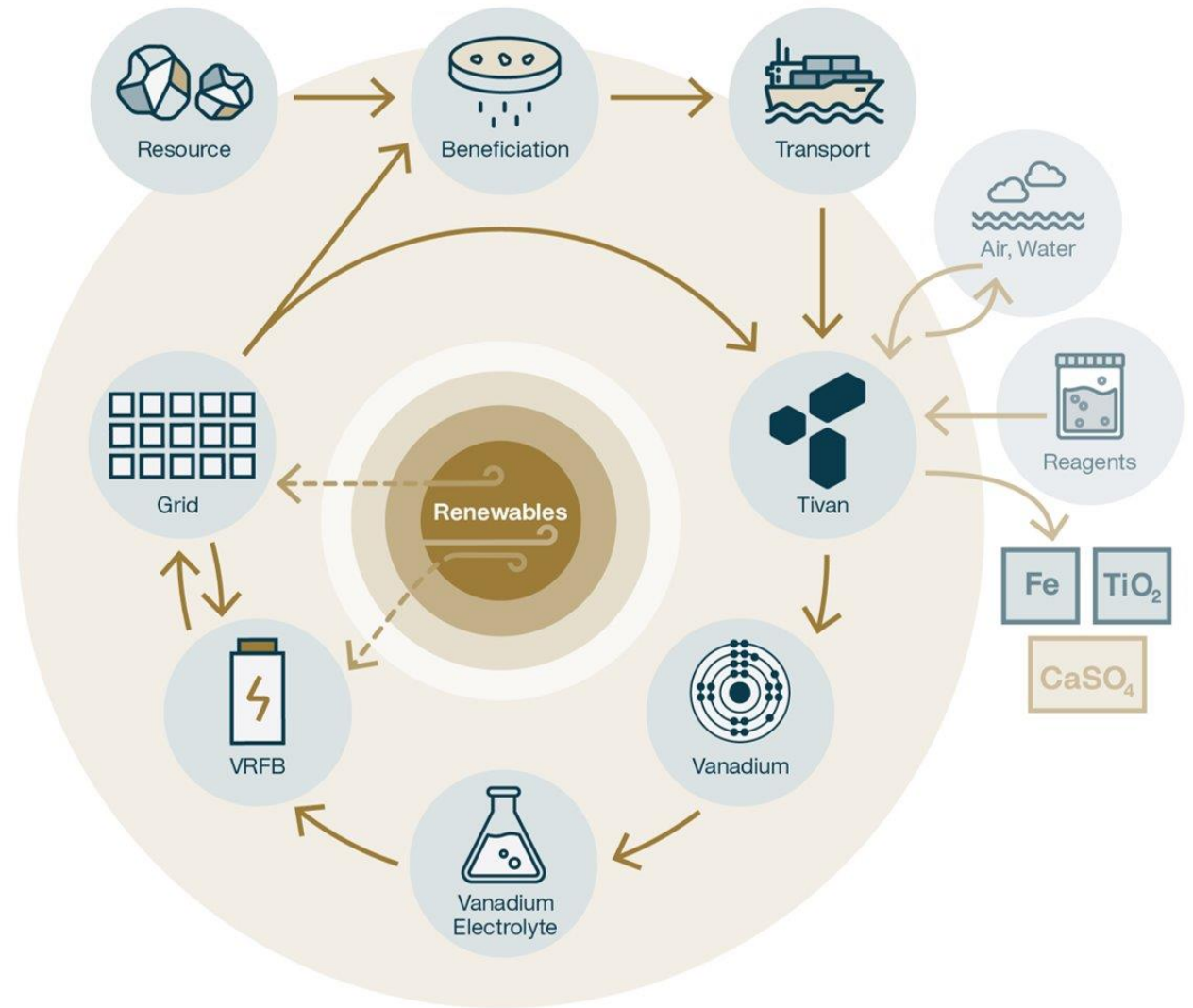


Figure 1: Tivan life cycle – circularity is integral to sustainability

Tivan: Disruptive change creates local and global opportunity



Figure 2: Change in the new era

Tivan: High impact decisions, high velocity execution

previous era	
new era	28.11.22: Annual General Meeting: change of control
	16.11.22: Update on Mount Peake offtake agreements
	06.12.22: Update on Clough
	07.12.22: New Sydney office established
	12.12.22: Water Extraction Licence Application put on hold
	21.12.22: Executive Chairman appointed
	23.01.23: General Meeting: Change of company name – Tivan Limited
	27.01.23: Renegotiation of Sandover Lithium Project
	01.02.23: Tivan's submission to Federal Government's refresh of the Critical Minerals Strategy
	14.02.23: 1st finding: Tivan announces return to the MASDP for Tivan Processing Facility
	20.02.23: 2nd finding: Tivan signs binding term sheet to acquire the Speewah Vanadium–Titanium–Iron Project in WA
	01.03.23: New Darwin office established
	07.03.23: 3rd finding: Tivan announces exploration alliance with Earth AI for Sandover Lithium Project
	20.03.23: Adoption of New Securities Trading Policy
	22.03.23: Tivan appoints Environmental Advisors, EcOz for NT projects and APM for Speewah
	05.04.23: Tivan Signs Letter of Intent with Sun Cable
	06.04.23: Christine Charles joins Tivan Board
	12.04.23: 4th finding: Tivan+ technology pathway with CSIRO
	stay tuned...



Tivan: Corporate scoreboard

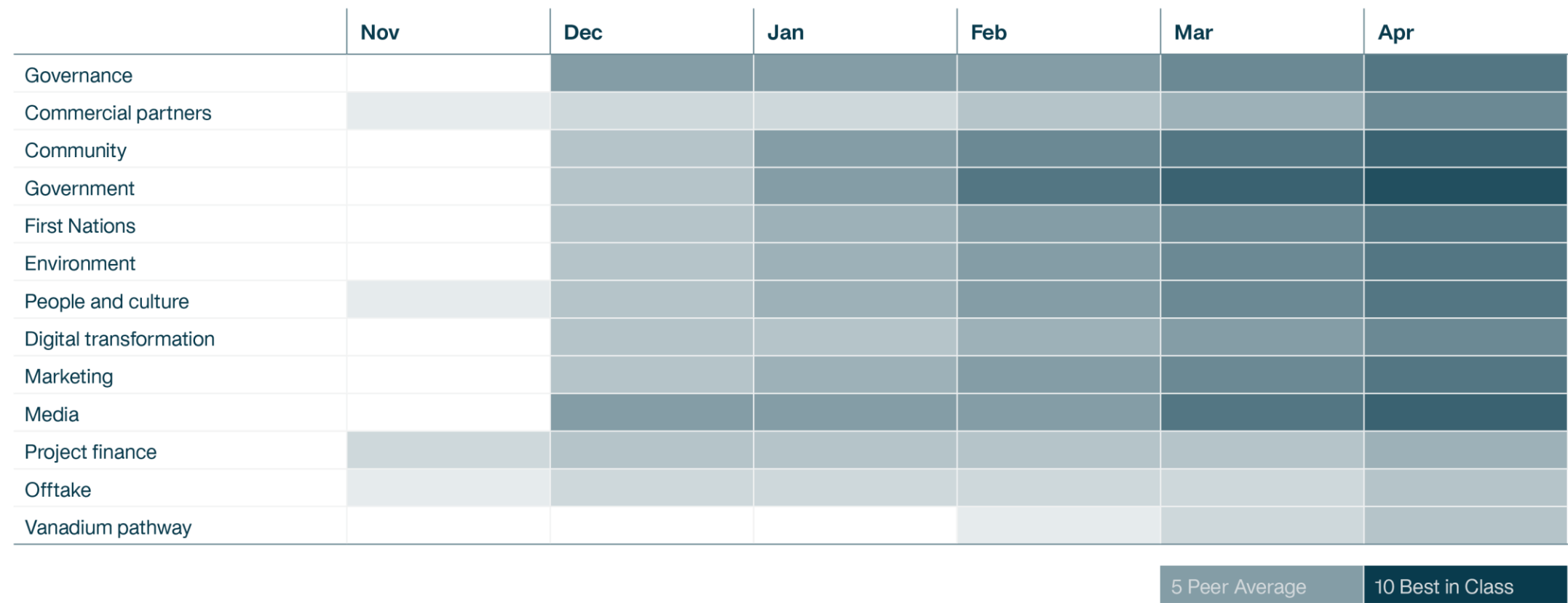


Figure 3: The new era is a comprehensive program of corporate renewal. The heatmap reflects an internal assessment by the Executive team at the conclusion of the Reset, Review, Renew period.

Tivan: 1st Finding: Return to Darwin

Decision:

To relocate the Tivan Processing Facility to the Middle Arm Sustainability Development Precinct

Transaction:

Do Not Deal commitment from NT Government

Financing Mechanism:

N/A

Impact:

- Project facilitation via subsidised common use infrastructure
- Access to large-scale renewable energy sources
- Access to large-scale water resources
- Security of tenure
- Streamline environmental approval
- Proximity to infrastructure
- Proximity to urbanised workforce
- Commercial synergies
- Enhance company profile
- Promote project financing

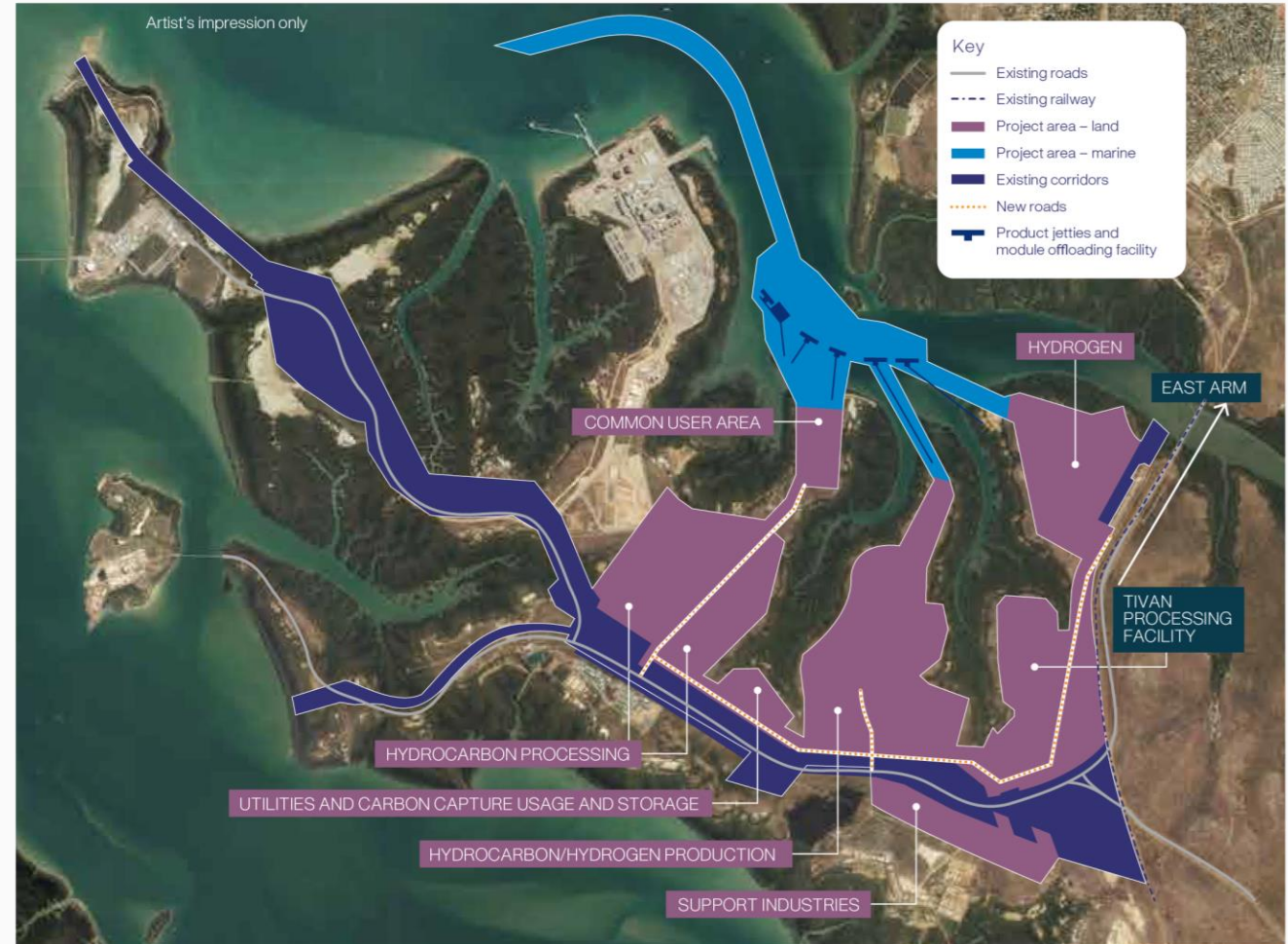


Figure 4: The Tivan Processing Facility is planned at Southern Lode, Wirraway Estate

Tivan: 2nd Finding: Acquisition of Speewah

Decision:

Secure the most strategically important vanadium resource in the world

Transaction:

Acquisition from King River Resources

Financing Mechanism:

Shares and cash

Impact:

- Largest drilled vanadium in titanomagnetite resource globally
- Very high vanadium concentrate grade
- Ultra-long life resource – strategic significance
- Proximity to the Port of Wyndham
- Proximity to Darwin
- Proximity to large-scale water and solar resources
- Enables economies of scale
- First Nations pathways and inclusion

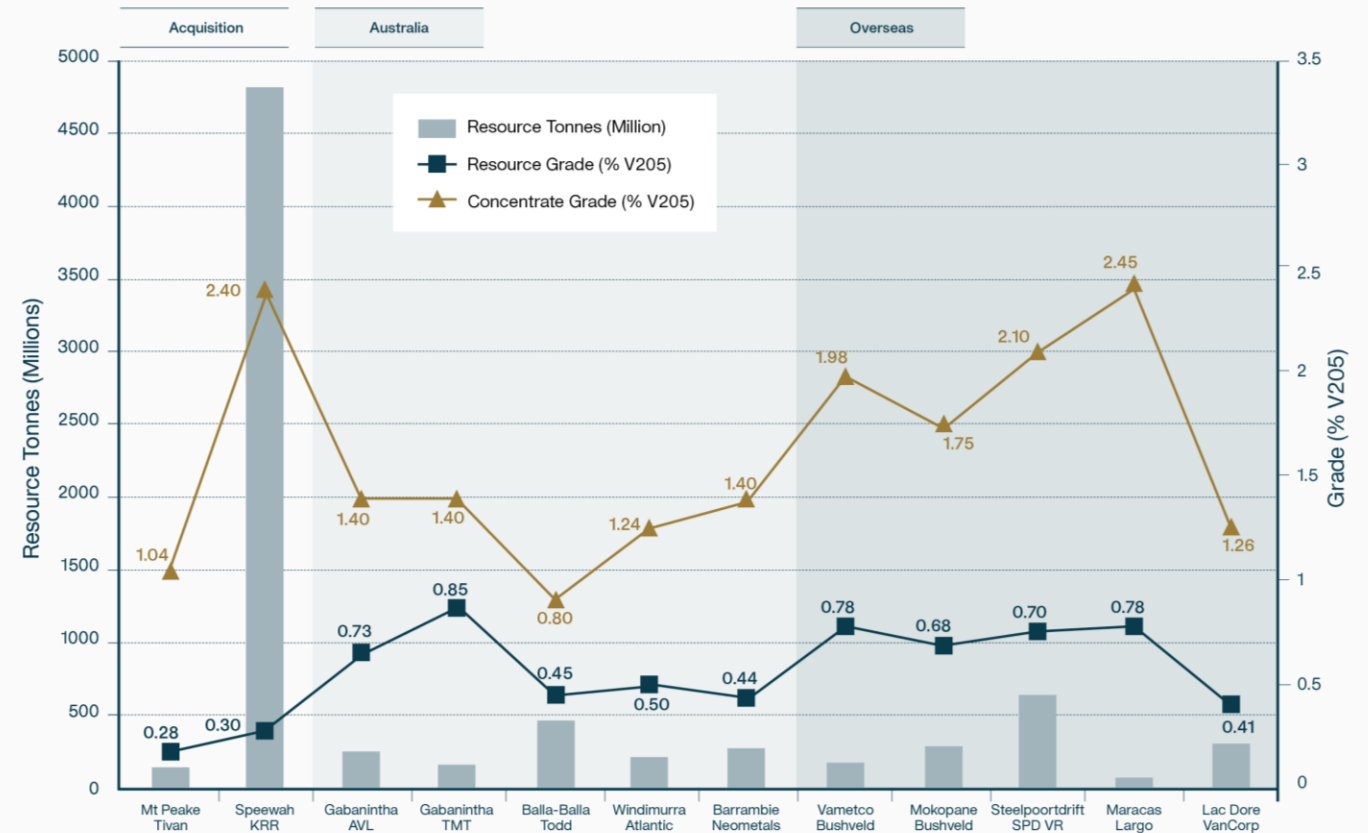


Figure 5: Vanadium in titanomagnetite resources, peer comparison. Prepared in accordance with ASX Compliance Update, 19 September 2018. Update No 08/18, Section 3. [Link](#) is available here. The full dataset with relevant sources and notes is included in Appendix 1.

Tivan: 3rd Finding: Exploration Alliance at Sandover

Decision:

Explore for critical minerals in central Australia

Transaction:

Exploration Alliance with Earth AI

Financing Mechanism:

Cash and contingent cash

Impact:

- Maximise alignment with critical minerals secular thematic
- Embrace the digital transformation of exploration
- Deepen relationships with key stakeholders in central Australia
- Mitigate the deprioritization of Mount Peake
- Highly prospective area
- Maximise success rates, minimise time spend
- Access NT government funding programs
- Trusted partner, with Territory experience
- Retain upside economics and decision making flexibility

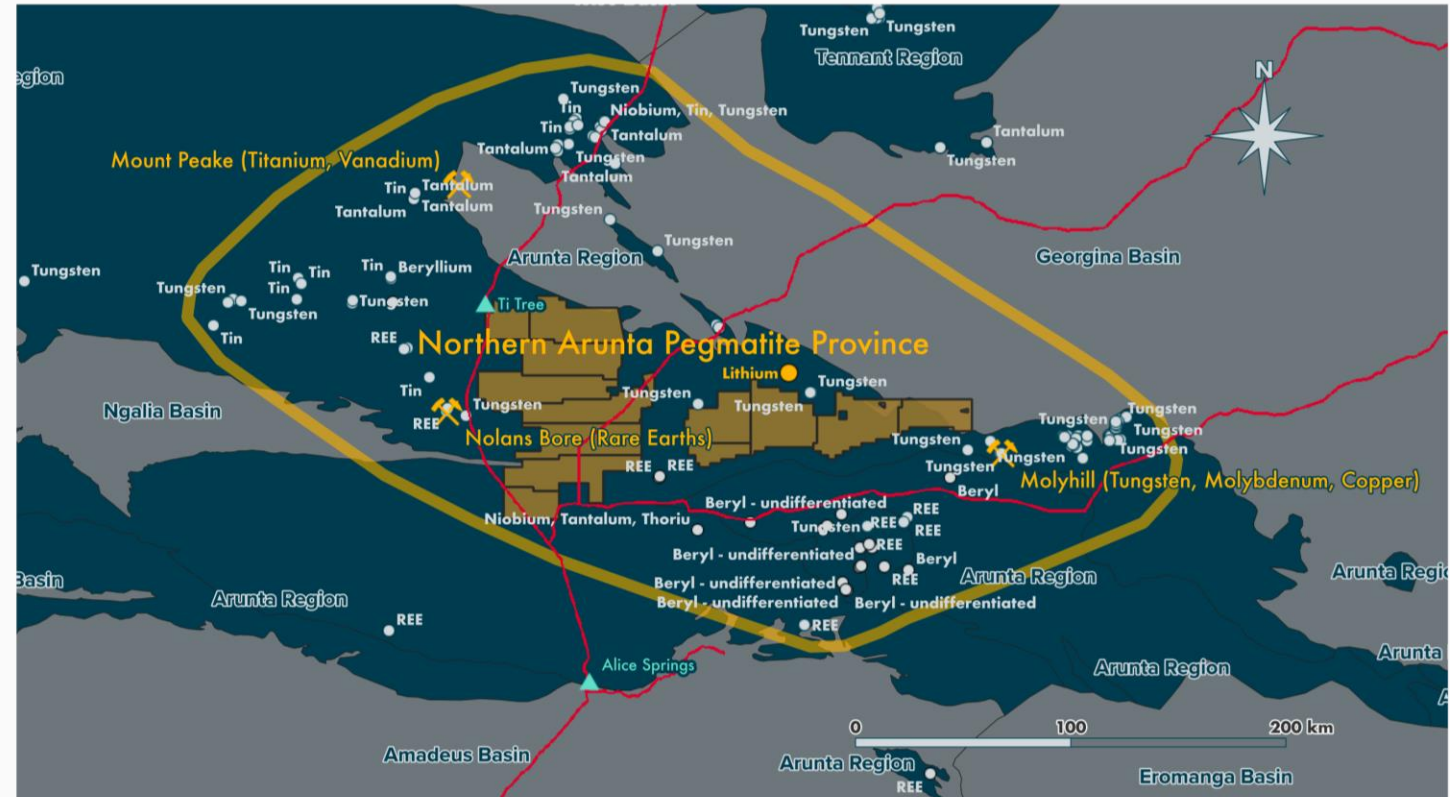


Figure 6: Sandover Lithium Project tenements (yellow) in relation to the northern Arunta Pegmatite Province

Tivan: 4th Finding: Tivan+ technology pathway with CSIRO

Decision:

Develop hybridised Tivan+ technology pathway with CSIRO

Transaction:

Confidential

Financing Mechanism:

Confidential

Impact:

- Optimise vanadium titanomagnetite R&D within Australia
- Re-shore testwork and laboratory capacity
- Simplified flowsheet
- Opportunity to reduce CAPEX, OPEX
- Opportunity for intermediate Titanium sulphate feedstock product
- Enhanced project facilitation

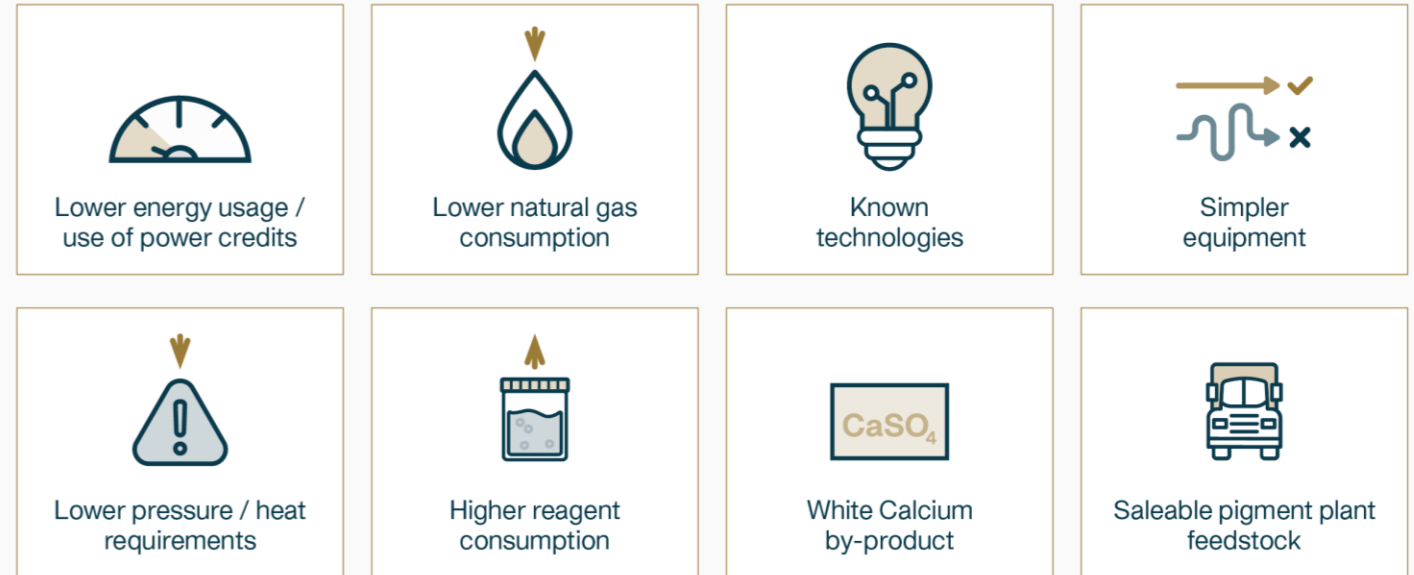


Figure 7: The Tivan+ technology pathway aims to consolidate the above features relative to Tivan®

Tivan: Critical paths

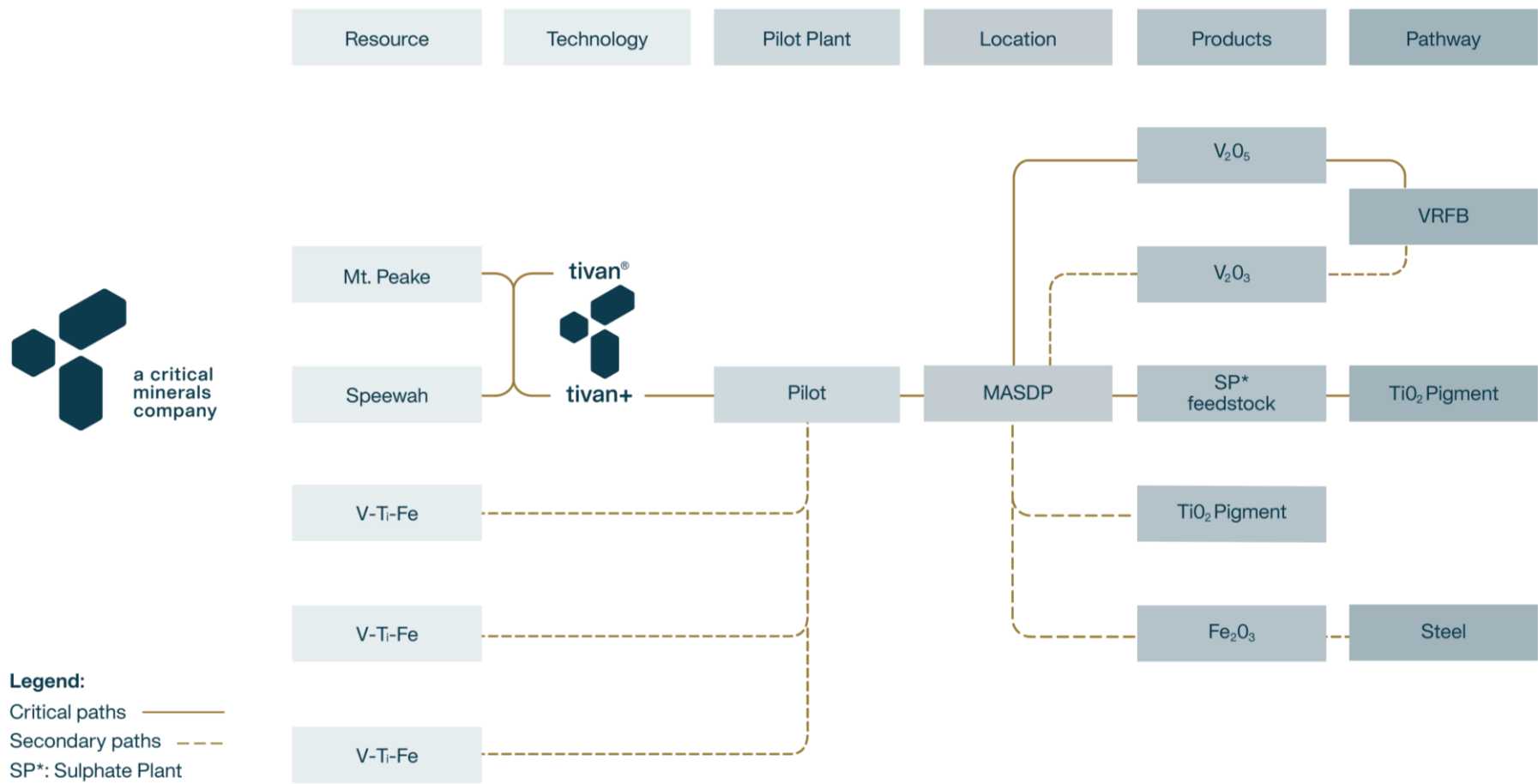


Figure 8: Tivan's critical and secondary paths

Tivan: Revenue model comparison

	Mt Peake tpa ¹	% Revenue*	Speewah tpa ²	% Revenue*
Vanadium pentoxide	6,000	28.4	tbd	50.1
Titanium dioxide	100,000	62.2	tbd	41.1
Ferric oxide	500,000	9.5	tbd	7.7
		100.0		100.0

*recent reference

Mount Peake¹

TNG: Optimised Mount Peake Project Delivery Strategy 11 Sep 2019

Speewah²

Tivan: Pre-scoping study: Jan-Apr 2023

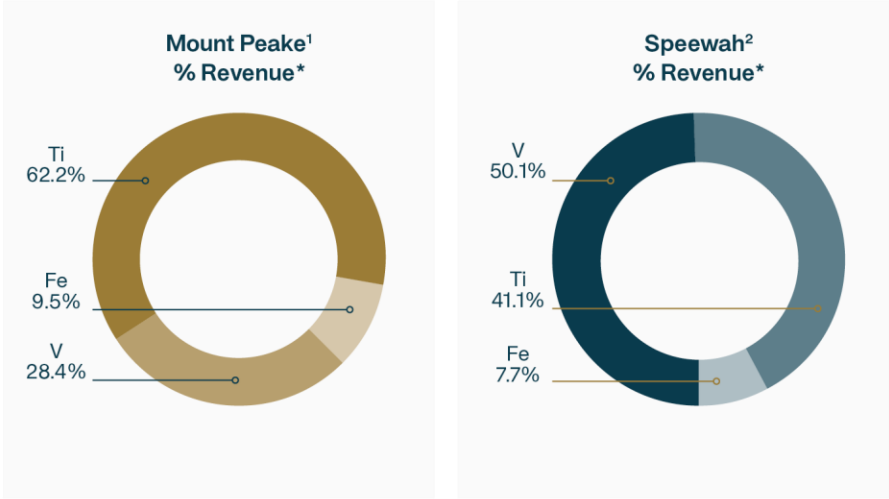


Figure 9: Speewah's revenue mix, independent of throughput, is significantly tilted toward Vanadium.

Supported by due diligence assessment of geological modelling, testwork and geological/engineering studies undertaken for Speewah by the previous project owner; and by an independent geological assessment of the Speewah Project prepared by SRK Consulting (Australasia) Pty Ltd for Tivan Limited

Tivan: Timelines

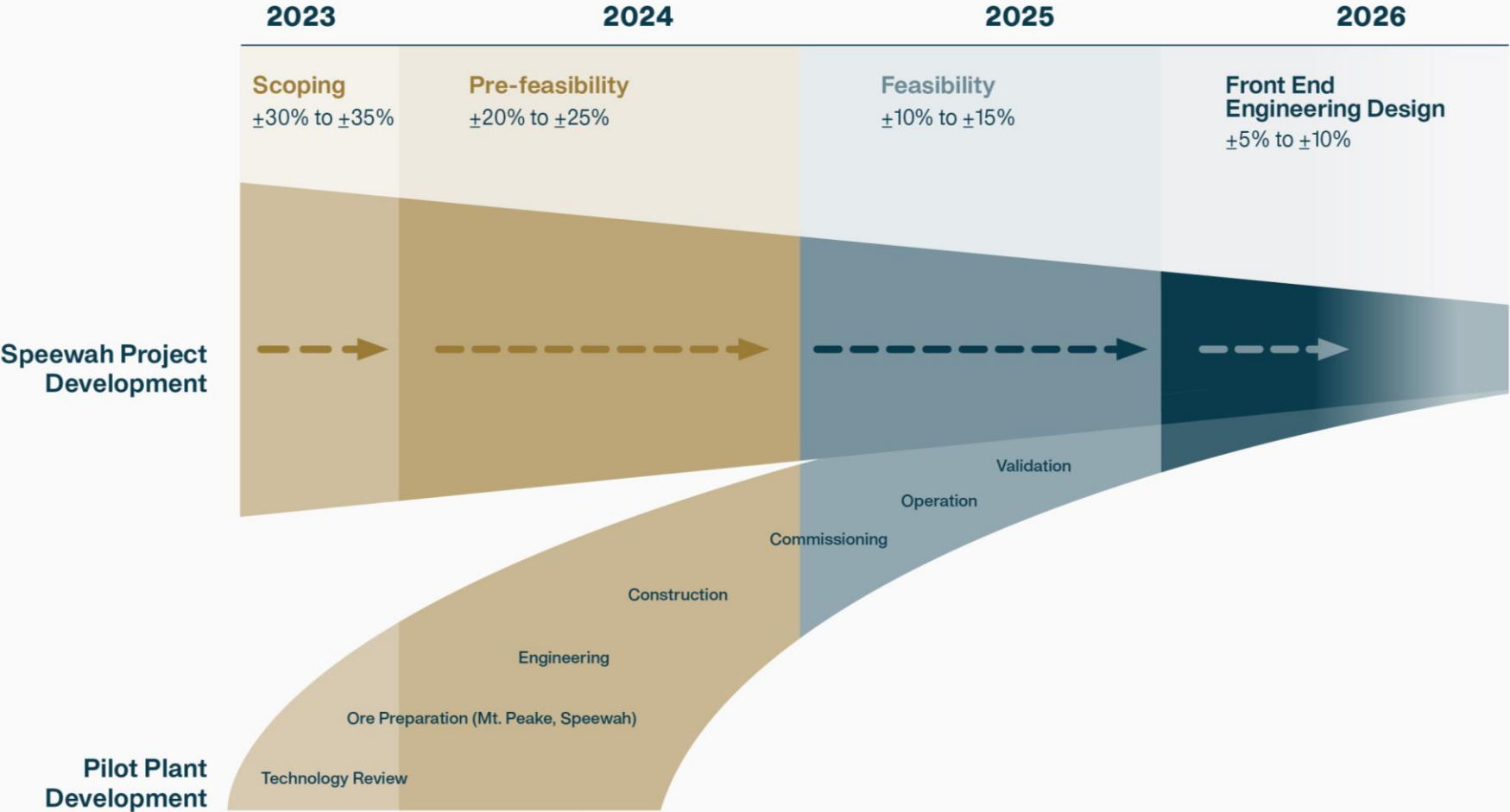


Figure 10: Tivan's timelines

Tivan: Value benefit of Pilot Plant

For novel mining technologies, a Pilot Plant contributes strongly to Net Present Value

The positive NPV of a Pilot Plant reflects:

- Avoidance of capital costs of a failed technology, **less**;
- Present value of the Pilot Plant, **adjusted for**;
- Deferral of incremental cash flow benefits and costs.

Optimising the scale of a Pilot Plant depends upon technological risk profile, Value of Information (Vol) and access to financing.

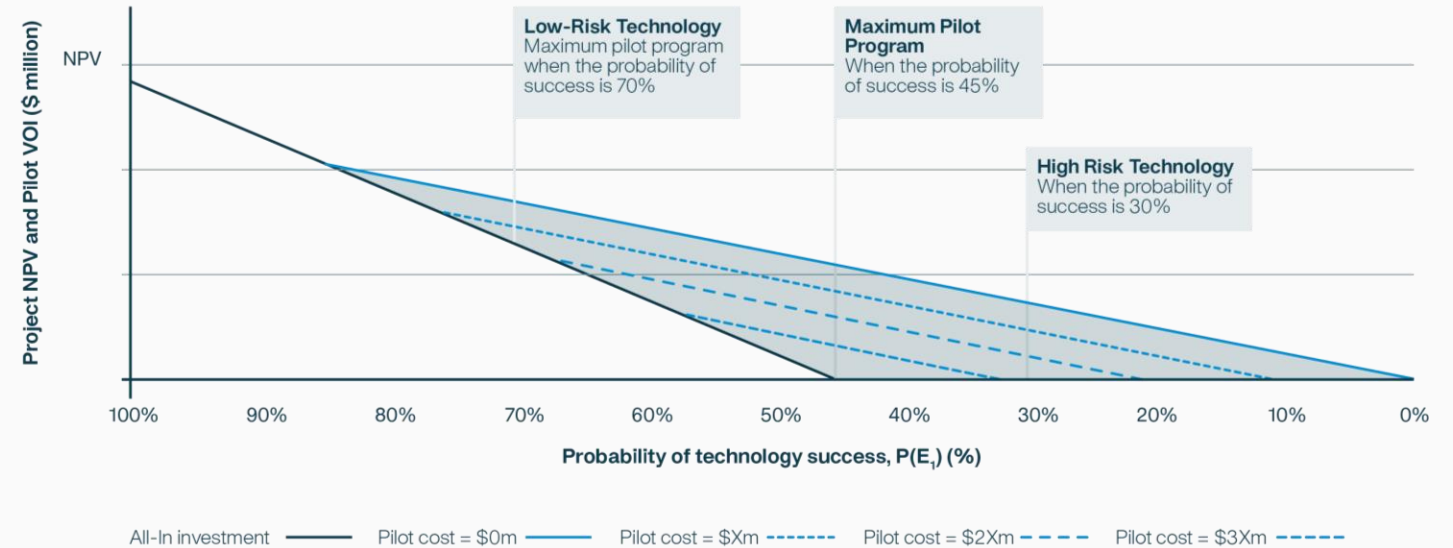
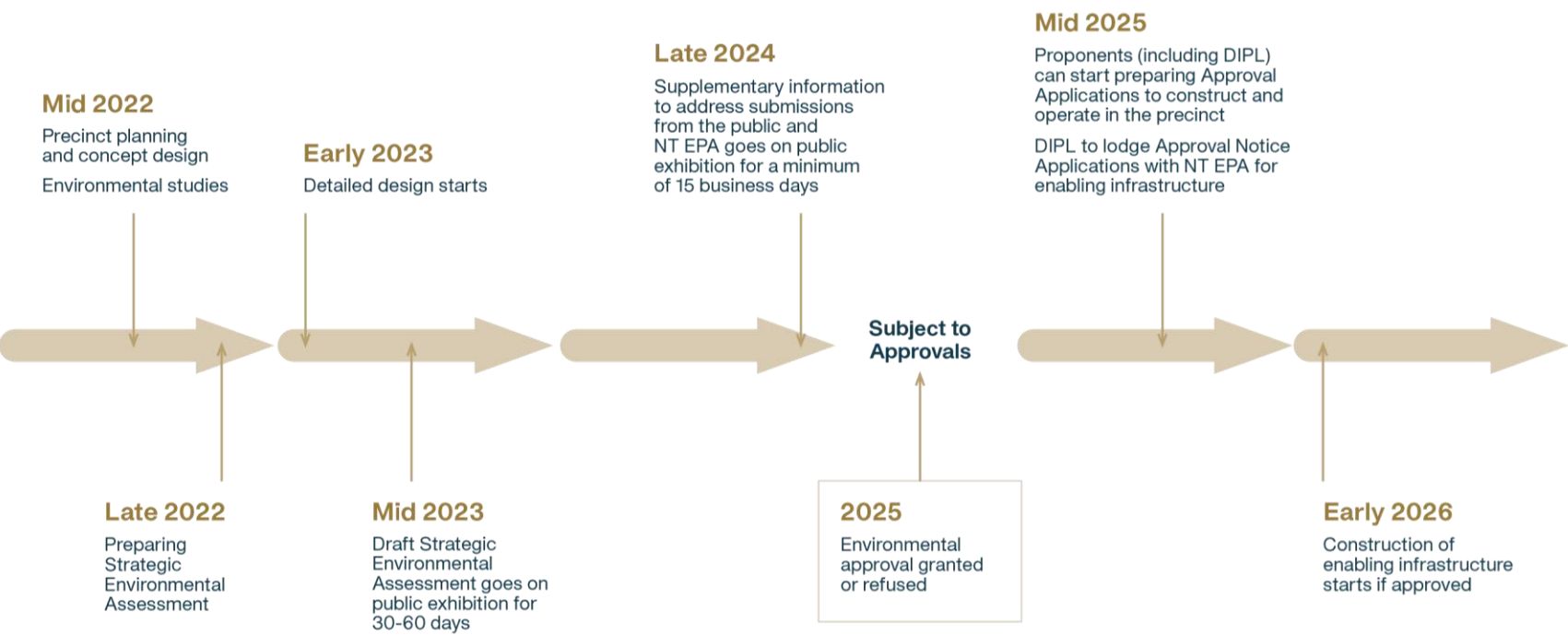


Figure 11: Value of a two year Pilot Program over a range of program costs and technical success probabilities.

Source: Financial evaluation of mining innovation pilot projects and the value of information [Link here](#)

Tivan: Environmental approval process – MASDP



“ Strategic Assessments consider a broad set of development activities over a larger scale and timeframe. By assessing cumulative impacts – rather than individual projects assessments in isolation – there is greater certainty for industry and community and better environmental outcomes. The Strategic Environmental Assessment will consider scenarios of development and their implications. It will determine the potential cumulative impacts, provide a list of approved industry types and conditions, define the acceptable limits of development and outline desired sustainability outcomes. The assessment process will occur over a number of years, to ensure the project reduces, mitigates and offsets potential environmental impacts. ”

Figure 12: Approval timeline for MASDP

Further information

<https://middleearmprecinct.nt.gov.au/Sustainability>
https://dipl.nt.gov.au/data/assets/pdf_file/0006/1103757/masdp-environmental-assessment-fact-sheet-april-2022.pdf

Tivan: Environmental approval process – Speewah

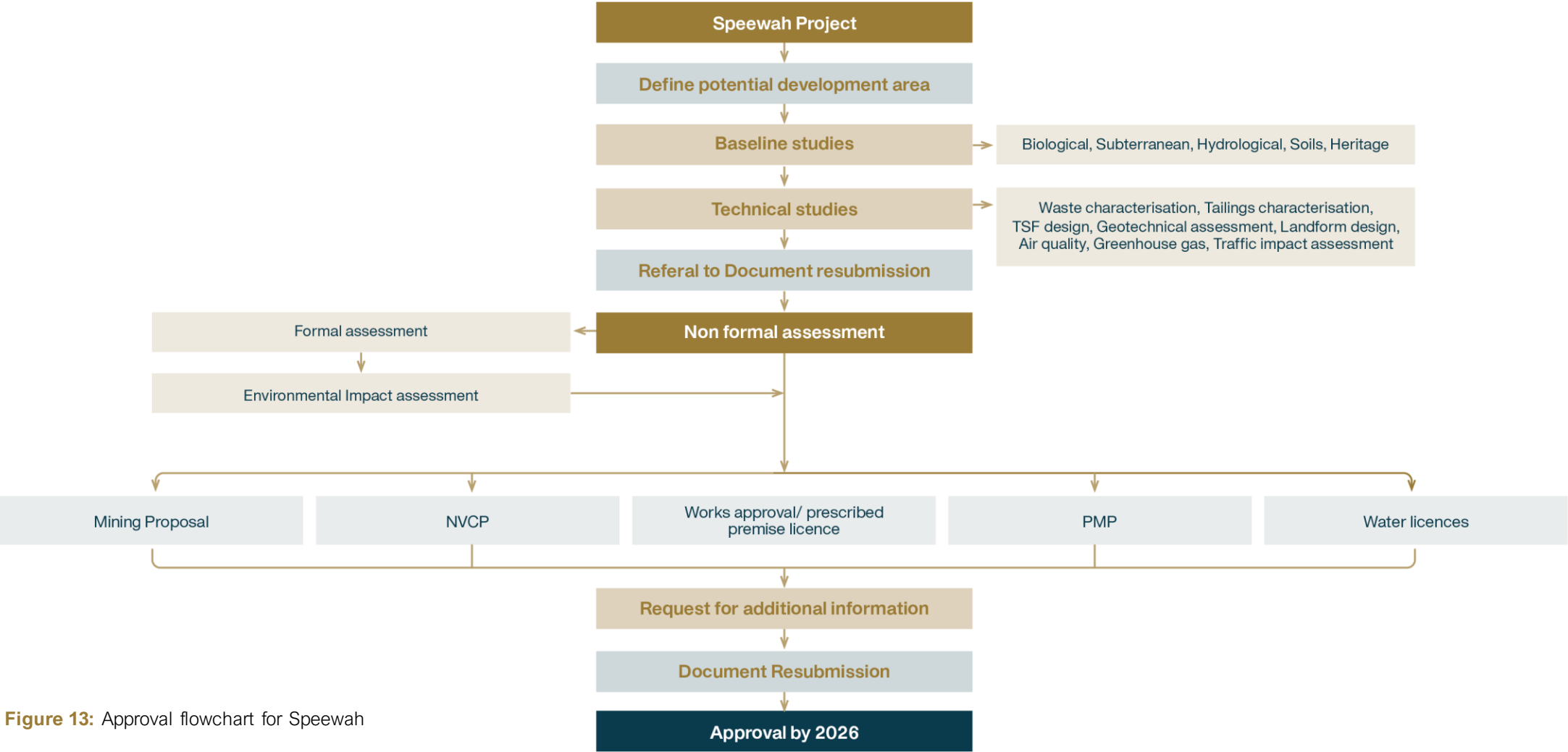


Figure 13: Approval flowchart for Speewah

Tivan: Pathway to decarbonisation

Tivan's Net Zero Pathway is under development, and an important priority for the Board.

Figure 14 shows a conceptual basis, with different stages:

- Construction
- Pre-solar deployment
- With solar deployment
- With baseline offset from 2035

Tivan is a 'carbon negative' proposition, when Scope 4 emissions are considered.

See further at:



[Read here](#)

Climate Disclosure Standards Board



[Read here](#)

Rio Tinto: Scope 4 emissions

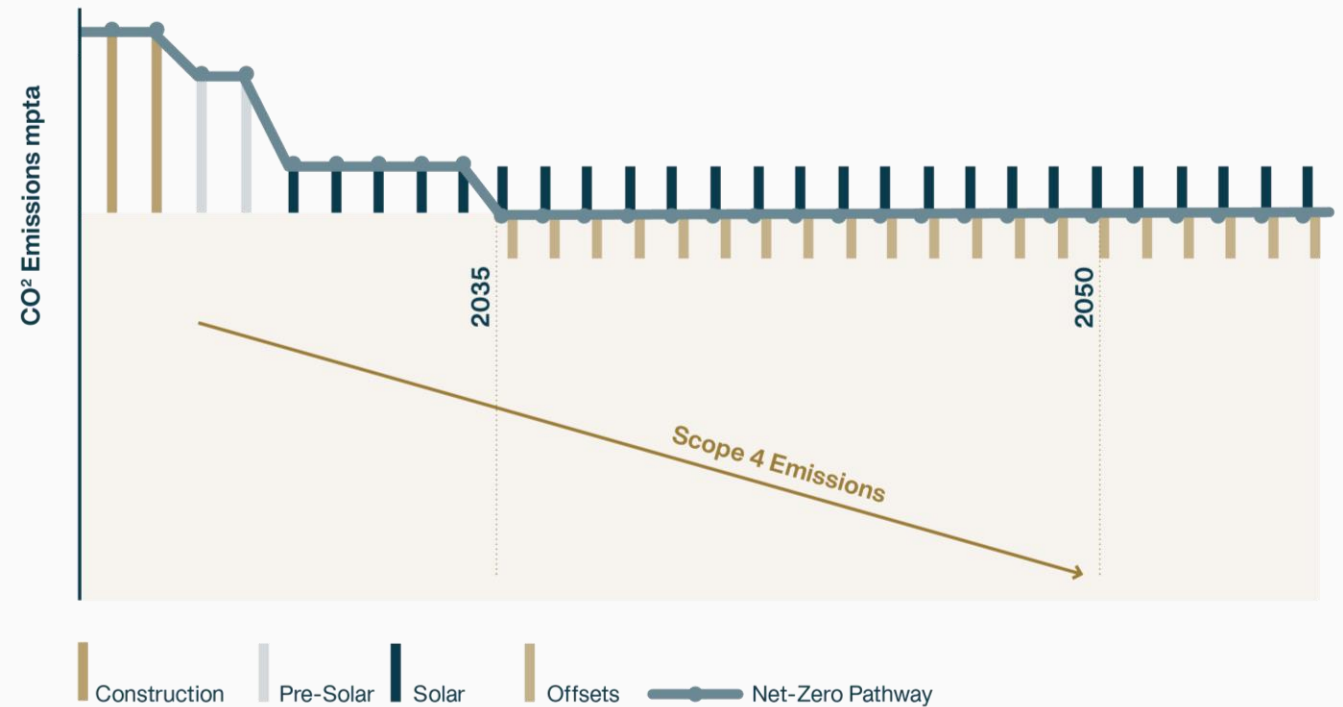


Figure 14: Net Zero Pathway

Tivan: First Nations



Figure 15: Tivan is highly engaged with First Nations peak bodies and traditional owners groups across central and northern Australia. Tivan is committed to developing innovative pathways that facilitate genuine inclusion and involvement.

Tivan: Consolidated efforts

The consolidated efforts of government, research, industry and community is required for the critical minerals sector to reach its potential in Australia.



[Read here](#)

Making the most of Australia’s endowment of critical minerals



[Read here](#)

Tivan's Submission to the Federal Government's Refresh of the Critical Minerals Strategy

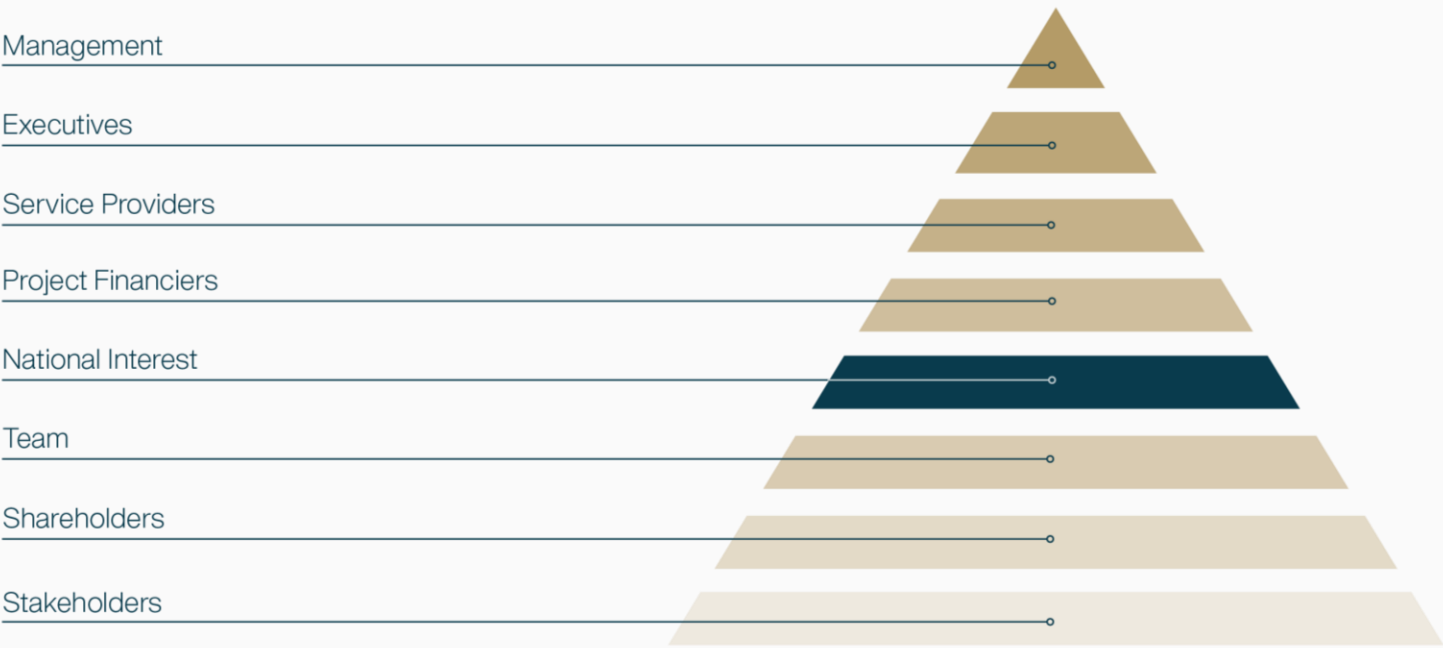


Figure 16: In January Tivan defined a 'hierarchy of interests' to illustrate a prototype critical minerals processing company in Australia. The national interest was a novel inclusion, and remains an important consideration for the Board.

Tivan: Addressing Australia's hardest problem

Australia has a legislated target for Net Zero Emissions by 2050, but does not have a credible plan.

CSIRO* found in March 2023 that a 10 – 14x increase in storage for renewable energy is required by 2050: equivalent to adding Snowy 2.0 to the grid each and every year.

Commencing with Speewah / MASDP, Tivan represents a unique and durable pathway, based on resource, technology and community, rather than regulation (such as the Safeguard Mechanism) and taxes.

Speewah / MASDP offers sufficient scale to dominate the global vanadium market, and to develop a pathway for financialisation of the commodity. A stable, deep market in Vanadium has been the key impediment to Western adoption of VRFB.

- Scale: >50% of global Vanadium, ex China, Russia
- Ultra long life >200yrs
- Circularity within sustainability
- Sovereign capability; local facilitation
- Market power
- A permanent and strategic imperative for Australia

*Source: [CSIRO Renewable Energy Storage Roadmap](#)

Refer to page 14 for context on shortfall charts shown on the right hand side.

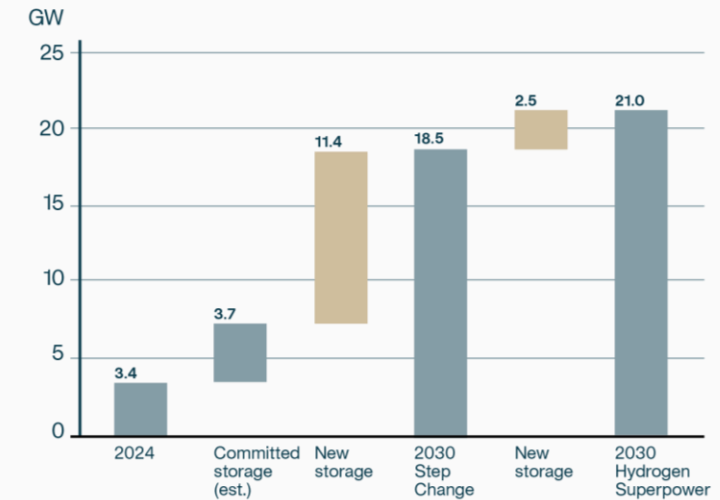


Figure 17: NEM electricity, power capacity: 2024 versus 2030

Notes: Electricity storage capacity estimates for 2024 are sourced from AEMO's 2022 ISP. Terminology: NEM, national electricity market.

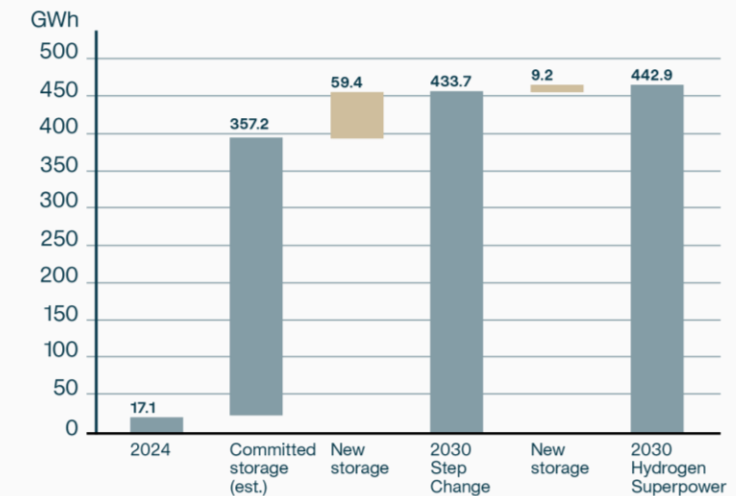


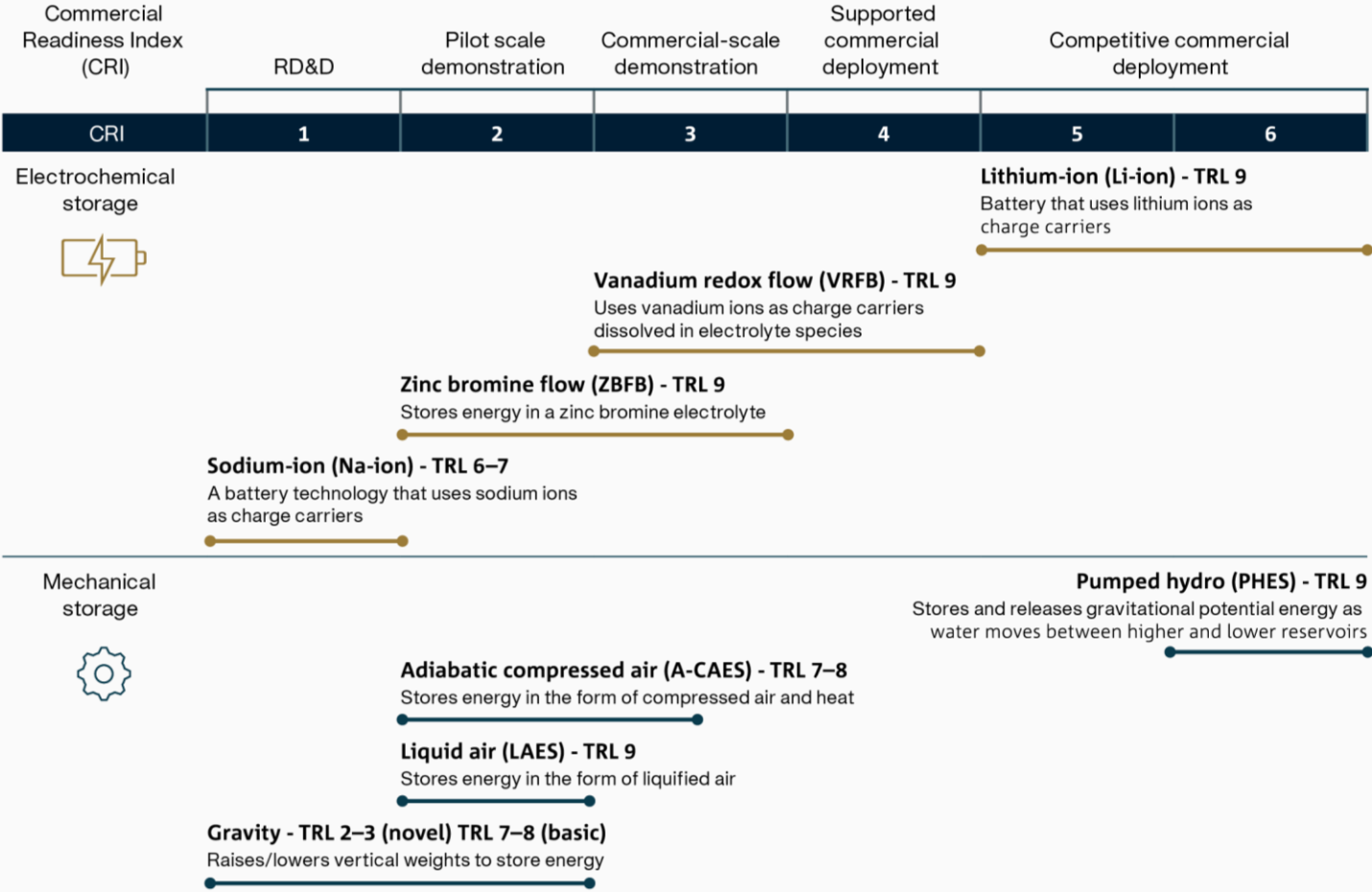
Figure 18: NEM electricity storage, energy capacity: 2024 versus 2030

Tivan: VRFB commercial readiness

CSIRO's Renewable Energy Storage Roadmap highlights that VRFB have lagged lithium-ion batteries and pumped hydro in terms of commercial readiness.

Lithium-ion batteries create unwanted sovereign dependency and are inferior technology.

Pumped hydro faces technical challenges and a problematic use case in Snowy 2.0.



*Source: [CSIRO Renewable Energy Storage Roadmap](#)
Refer to page 21 for context charts shown on the right hand side

Figure 19: Summary of energy storage technology maturity

Tivan: Addressing price and price volatility through scale

CSIRO's Renewable Energy Storage Roadmap highlights the key challenge for VRFB: price.

Tivan offers:

- Economies of scale
- Security of supply
- Financialisation pathway

By supporting an R/D cycle in VRFB, further efficiencies will be captured relative to other storage solutions.

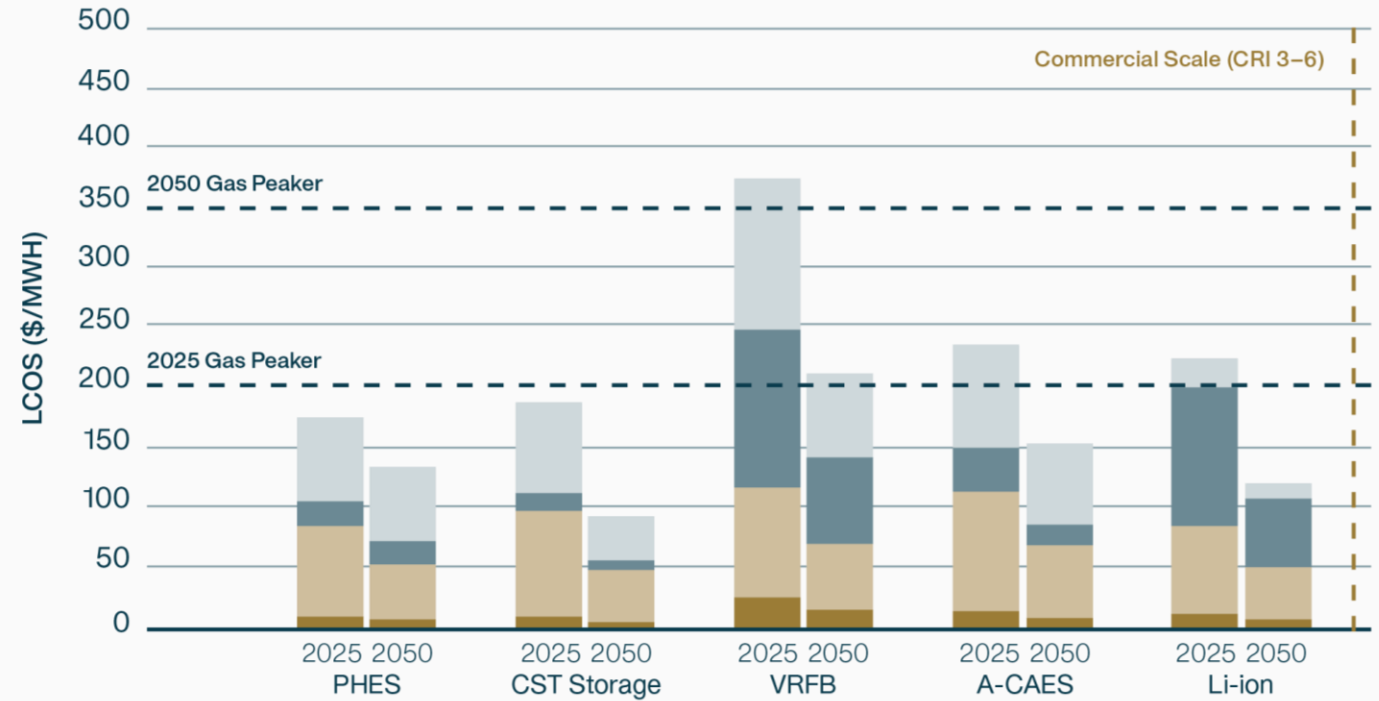


Figure 20: LCOS results, medium-duration storage (8-hour storage duration, 285 annual cycles)

Tivan: Government priorities

Tivan is uniquely well placed to deliver on ten categories prioritized by the Federal government’s reset of the Critical Minerals Strategy.

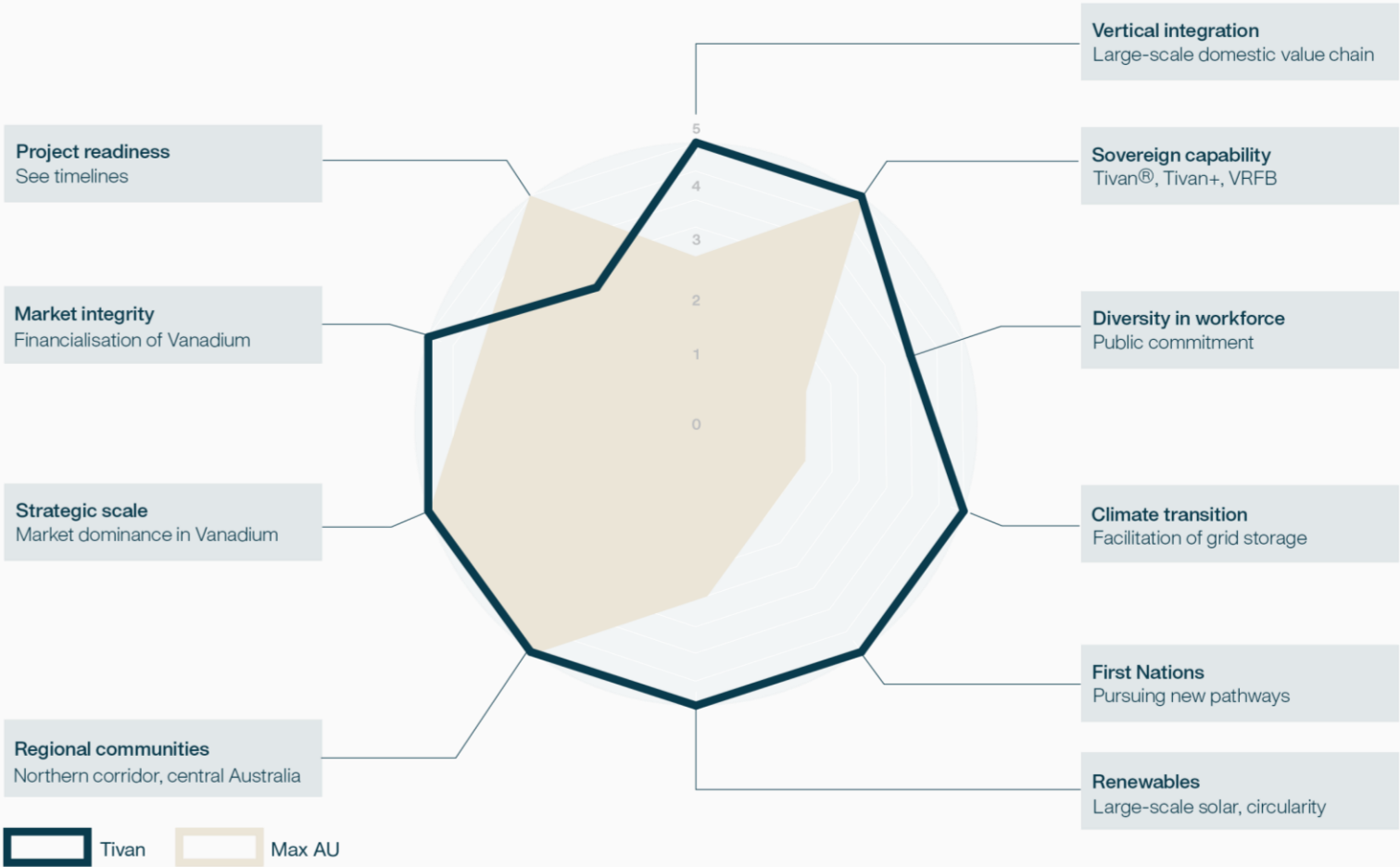


Figure 21: Tivan's Speewah/MASDP project mapped against Federal government priorities and nominal maximum achieved.

Tivan: Partners



Strategic Partners

CSIRO*
Sun Cable*



Partners

SMS Group
Ti-Cons
METS
Earth AI*



Project Finance

KPMG Corporate Finance
KfW IPEX-Bank
Export Finance Australia
Euler Hermes
Korea Trade Insurance Corporation



Environmental
Consultants

EcOz*
APM



Technical Advisors

Graeme Stephen



Public Relations

Bespoke Territory*
SEC Newgate*



Legal

Gilbert + Tobin*



Audit

KPMG



Media

True North*



Design

Elaine Allen Design*

*New Era

Tivan: Board



Grant Wilson
Executive Chair

Grant led the nationally prominent campaign to change management at Tivan through the second half of 2022.

His 25-year career includes extensive experience in global finance, law, media, technology and government. He previously held senior roles for the Government of Singapore Investment Corporation (GIC), and he ran Civic Capital, a New York based hedge fund, from 2010-18.

Grant sits on the Advisory Board of Exante Data, Inc, based in New York, where he was earlier Head of Asia-Pacific. He is a well-known columnist for the Australian Financial Review.

He holds BComm/LLB (1st) from the Australian National University and MScIPE from the London School of Economics and Political Science.



Anthony Robinson
Non Executive Director

Anthony has 24 years experience in Business Consulting and 18 years' experience on Boards. Since 2005 his focus as a consultant has been helping major and minor engineering firms to deliver and review capital projects, and to deliver innovation programs and operational improvements.

He started his consulting career with GEM Consulting in Perth, was then a co-owner of Momentum Partners, before joining Deloitte as a Partner in 2010. In 2013 he retired as a Partner to focus on working directly on mining projects and on his Board roles, including as Chairman of Artrage for more than a decade.

Anthony holds bachelor's degree in commerce and in Engineering, and a PhD in Engineering, all from the University of Melbourne.



Christine Charles
Non Executive Director

Christine is an experienced executive and strategic advisor. Currently the Managing Director of professional services firm D4G, she provides strategic and practical advice to a range of clients, covering social and political risk management, social and community investment, regional economic development, leadership and business strategy. Christine has extensive experience in the mining and energy sectors, having spent several years in an executive role with Newmont Mining. She is currently Chair of the Centre for Social Responsibility in Mining, University of Queensland, where she is also an Adjunct Professor, and Chair of the South Australian Government's Resources and Engineering Skills Alliance Board. Christine is a member of the CSIRO Resources Sector Advisory Council, and also sits on the Board of Territory Generation.



Simon Morten
Non Executive Director

Simon has 30 years of experience in the titanium pigment industry with extensive expertise in pigment manufacture and processing. Most of his career was with Cristal and its predecessors, one of the world's leading vertically integrated producers of high-quality titanium products and zircon, with a diverse global footprint. Simon holds a bachelor's degree in applied science (Chemistry) from the University of Central Queensland, is a graduate of the Australian Institute of Company Directors. He has served on various Boards that controlled Cristal's interests in Australia, the UK and China. Simon joined the Board of Tivan in early 2020.

Tivan: Team



Jason Giltay
Chief Financial Officer



Brendon Nicol
Process Manager



Katrina Arratoon
VP–Engagement



Dan Foo
Project Director



Helen Yang
Commercial Manager
Darwin



Tony Bevan
Company Secretary



Michael Christ
Project Manager



Alex Botterill
Process Engineer



Paula Raffo
VP–Investor Relations



Mousumi Chaudhary
Senior Accountant



Helen Nugent
Senior Bookkeeper

Tivan: Corporate overview

Capital Structure*	
Ordinary shares on issue	1,488,418,222
Shareholders	~5,800
Share price (11. April 2023)	\$0.088
Market cap (undiluted)	\$131m

*Excludes performance / NED rights and options on issue

Major Shareholders**	
Deutsche Balaton Group	11.1%
VM Salgaocar	7.4%
King River Resources	6.7%
W & M Brown	6.3%
Aosu	3.9%
Grant Wilson (Executive Chair)	1.5%

**Grouped holdings



Figure 22: TVN/ASX Closing Share Price & Volume

Tivan: What's next?



Corporate

Apr 13-14: Darwin Dialogue

Apr 17: Perth office move

Apr 19: Global briefing with
Exante Data

May: Darwin office official open

May: Relocate HQ to Darwin

June: General meeting TBC



Digital

Twitter

Website 2.0



Capital Raise




Technical Advisory Group



New Era:
Hard Work
Integrity
Resilience

Tivan: Appendix 1: Hard Rock Vanadium Peer Comparison

For live links:  [Read here](#) ASX Announcement dated 20th February 2023

Acquisition			Australia			Overseas				
Company	Code	Deposit	Location	Stage	Resource Category	Resource (Mt)	Resource Grade (V2O5%)	Total Resource (Mt V2O5%)	Concentrate Grade	Sources and Notes
Tivan	ASX: TVN	Mount Peake	NT	Development	Measured	118.0	0.29	160Mt @ 0.28% (Cutoff V2O5% 0.10%)	1.04	ASX announcement 24 January 2023 Quarterly Activities Report, TNG investor presentation https://tivan.com.au/wp-content/uploads/2023/02/61132915-1.pdf https://www.asx.com.au/asxpdf/20190604/pdf/4451qv6lxy90gf.pdf
					Indicated	20.0	0.28			
					Inferred	22.0	0.22			
KRR	ASX: KRR	Speewah	WA	Development	Measured	322.0	0.33	4712Mt @ 0.30% (Cutoff V2O5% 0.23%)	2.40	ASX announcement 1 April 2019, 10 May 2022, 22 September 2022 https://app.sharelinktechnologies.com/announcement/asx/4fd202b184aaf93bc7350413f16d283 https://app.sharelinktechnologies.com/announcement/asx/5f6090d1a01816a20d24a633a15ecb20 https://app.sharelinktechnologies.com/announcement/asx/41ad6aa2b6c9b0c09cb45d6b2046327d
					Indicated	1,054.0	0.30			
					Inferred	3,335.0	0.29			
AVL	ASX: AVL	Gabanintha	WA	Development	Measured	11.3	1.14	239Mt @ 0.73% (various cutoffs)	1.40	ASX announcement 6 April 2022 Bankable Feasibility Study. 73.6Mt of the Indicated and 88.5Mt of the Inferred tonnes use 0.40% V2O5 cutoff. All other tonnages (95.6Mt) are at 0.70% V2O5 cutoff.
					Indicated	82.4	0.70			
					Inferred	145.3	0.71			
TMT	ASX: TMT	Gabanintha	WA	Development	Measured	12.1	1.00	154Mt @ 0.85% (Cutoff V2O5% 0.40%)	1.40	ASX announcement 23 November 2022 RUI Resurgence Conference 23 November 2022
					Indicated	51.2	0.90			
					Inferred	90.5	0.80			
Todd Resources	Private	Balla Balla	WA	Development	Measured	219.0	0.64	456Mt @ 0.64% (Cutoff V2O5% 0.30%)	0.80	Integrated feasibility study December 2009. ASX disclosure 16 December 2011. https://www.asx.com.au/asxpdf/20111216/pdf/4239v45c02k79t.pdf https://drive.google.com/file/d/1wGS4cibLxmYmTnltz39T_n5uoU1W0LH/view
					Indicated	86.7	0.63			
					Inferred	150.2	0.64			
Atlantic	Private	Windimurra	WA	Development	Measured	34.6	0.49	210Mt @ 0.50% (Cutoff V2O5% 0.28%)	1.24	2019 Mineral Resource Estimate https://atlanticptyltd.com.au/projects/windimurra/geology-reserves-resources
					Indicated	123.5	0.50			
					Inferred	51.6	0.50			
Neometals	ASX: NMT	Barambie	WA	Development	Measured	n/a	n/a	280Mt @ 0.44% (Cutoff V2O5% 0.20%)	1.40	ASX announcement 17 April 2018 Updated Barambie Mineral Resource Estimate https://wsecure.weblink.com.au/pdf/NMT/01971759.pdf
					Indicated	187.0	0.46			
					Inferred	93.0	0.40			
Bushveld	LSE: BMN	Vametco	South Africa	Production	Measured	n/a	n/a	183Mt @ 0.78% (Cutoff = 0.20% magnetite)	1.98	Vametco Inferred & Indicated Mineral Resource and Ore Reserve Update for Annual Reporting https://www.bushveldminerals.com/wp-content/uploads/2022/04/J4590-Vametco-Mineral-Resources-and-Ore-Reserves-31-December-2021-Dated-30-Mar-2022.pdf
					Indicated	140.1	0.74			
					Inferred	42.6	0.90			
Bushveld	LSE: BMN	Mokopane	South Africa	Development	Measured	n/a	n/a	297Mt @ 0.68% (Cutoff V2O5 = 0.30%)	1.75	Mokopane Vanadium project Pre-Feasibility Study 30/1/016 http://bushveldminerals.com/wp-content/uploads/2017/08/201602040458050.pdf
					Indicated	63.2	1.32			
					Inferred	234.0	0.51			
SPD VR	ASX: VR8	Steelpoortdrift	South Africa	Development	Measured	145.5	0.72	680Mt @ 0.70% (Cutoff V2O5 = 0.45%)	2.10	ASX announcement 17 November 2022. Investor Presentation May 2022. https://vr8.global/sites/default/files/2022%2005%2009%20Vanadium%20Resources%20Investor%20Presentation%20.pdf
					Indicated	327.3	0.70			
					Inferred	207.4	0.68			
Largo Resources	NASD: LGO TSX: LGO	Maracas	Brazil	Production	Measured	45.9	0.83	79Mt @ 0.78% (Cutoff V2O5 = 0.30%)	2.45	43-101 Technical Report 10 October 2021 https://s29.q4cdn.com/562286712/files/doc_downloads/technical_report/marac%20C3%20Ats_menchen_mine/TR_GE21_Largo_43101_16122021_Final-Version-Conformed-for-Filing.pdf
					Indicated	17.7	0.70			
					Inferred	15.5	0.74			
Lac Dore	TSX: VRB	VanCorp	Canada	Development	Measured	24.0	0.50	304.9Mt @ 0.41% (Cutoff V2O5 = 0.30%)	1.26	Lac Dore Mineral Resource Estimate 29 October 2020 https://www.vanadiumcorp.com/releases/vanadiumcorp-reports-the-lac-dore-mineral-resource-estimate-mre-2/
					Indicated	191.0	0.40			
					Inferred	89.9	0.40			

Disclaimer: Reliance

Reliance and Forward Looking Statements

In all cases, this presentation is provided on the basis that the recipient will conduct their own investigation and analysis of the information set forth in this presentation independently and without reliance on Tivan Limited or any of its respective affiliates, agents and advisors. While reasonable care has been taken in preparing this information, and while all information provided in this presentation has been provided in good faith and has been obtained or derived from sources believed to be reliable, Tivan Limited has not in any way verified or audited the information in this presentation. The information in this presentation has not been independently verified and information from outside sources referred to in this presentation has not been verified by Tivan Limited or their representatives. Accordingly, Tivan Limited or its respective related bodies corporate, affiliates directors, officers, employees and associates make no representation, guarantee or warranty, whether express or implied, that the information contained in this presentation has been audited or independently verified, or is complete, accurate or reliable, accepts no responsibility arising in anyway (including by reason of negligence) for errors or omissions, and assume no liability in respect of the authenticity, origin, validity, completeness, reasonableness or accuracy of, or for any errors in or omissions from, the information, statements, opinions and comments contained herein.

This presentation may contain certain 'forward looking statements' which may not have been based solely on historical facts, but rather may be based on Tivan Limited's current expectations about future events and results. The words "expect", "anticipate", "estimate", "intend", "believe", "guidance", "should", "could", "may", "will", "predict", "plan" and other similar expressions may identify forward-looking statements.

Forward-looking statements contained in this announcement include, but are not limited to: the strengths, characteristics and potential of Tivan Limited and discussion of future plans, projects and objectives. Where Tivan Limited expresses or implies an expectation or belief as to future events or results, such expectation or belief is expressed in good faith and believed to have a reasonable basis. However, forward looking statements are subject to risks, uncertainties, assumptions, and other factors which are beyond the control of Tivan Limited, which could cause actual results to differ materially from future results expressed, projected, or implied by such forward looking statements. Such risks include, but are not limited to third party actions, metals price volatility, currency fluctuations and variances in exploration results or other factors, as well as political and operational risks, and governmental regulation and judicial outcomes. For a more detailed discussion of such risks and other factors, see Tivan Limited's Annual Reports, as well as Tivan Limited's other releases.

Forward-looking statements are provided as a general guide only and should not be relied on as an indication or guarantee of future performance.

No representation or warranty, express or implied, is made as to the accuracy, likelihood of achievement or reasonableness of any forecasts, prospects, returns or statements in relation to future matters contained in this announcement. Actual results, performance or achievements may differ materially from those expressed or implied in such statements and any projections and assumptions on which these statements are based. Readers are cautioned not to place undue reliance on forward-looking statements and, except as required by law, Tivan Limited, its directors, officers, agents, employees and advisers do not undertake any obligation to release publicly any update or revision to any 'forward looking statement' to reflect events or circumstances after the date of this announcement, or to reflect the occurrence of unanticipated events.

Disclaimer: Competent Person

The information in this presentation related to the Speewah Mineral Resource estimate is extracted from an ASX announcement of King River Resources Limited (ASX: KRR) entitled “Vanadium Resource Amendment” dated 1 April 2019 and is available to view on www.kingriverresources.com.au and www.asx.com.au. The Company confirms that it is not aware of any new information or data that materially affects the information included in the original announcement, and, in the case of estimates of Mineral Resources, that all material assumptions and technical parameters underpinning the estimates in the relevant announcement continue to apply and have not materially changed. The Company confirms that the form and context in which the Competent Person’s findings are presented have not been materially modified from the original market announcement.

The information in the KRR ASX announcement “Vanadium Resource Amendment” dated 1 April 2019 on pages 1 to 4 is based on information compiled by Ken Rogers (BSc Hons) and fairly represents this information. Mr. Rogers is the Chief Geologist and an employee of King River Resources Ltd, and a Member of both the Australian Institute of Geoscientists (AIG) and The Institute of Materials Minerals and Mining (IMMM), and a Chartered Engineer of the IMMM. Mr. Rogers has sufficient experience of relevance to the styles of mineralisation and the types of deposits under consideration, and to the activities undertaken, to qualify as a Competent Person as defined in the 2012 Edition of the Joint Ore Reserves Committee (JORC) Australasian Code for Reporting of Exploration Results, Mineral Resources and Ore Reserves. Mr. Rogers consents to the inclusion of the information in the KRR announcement “Vanadium Resource Amendment” dated 1 April 2019 on pages 1 to 4 of the matters based on information in the form and context in which it appears.

For more details regarding the reporting of Mineral Resources and Ore Resources during an acquisition see ASX JORC FAQ 37, linked [here](#).



Registered Office

Suite 20, 22 Railway Road
Subiaco WA, 6008 Australia

Contact

+61 8 9327 0900
engagement@tivan.com.au

tivan Limited

ABN 12 000 817 023
ASX Code: TVN

tivan.com.au