

March 2023 Quarterly Activities Report

Albion Resources Limited (ASX: ALB) ("Albion" or the "Company") is pleased to provide the following summary of activities conducted over the March 2023 quarter.

Mongers Lake Project:

The Mongers Lake Project covers a portion of the Yalgoo-Singleton Greenstone Belt in the Murchison Province of Western Australia, located between Capricorn Metals' Mt Gibson Gold Project and Silver Lakes' Rothsay Gold Projects (Figure 1). The Mongers Lake Project has been subject to limited historical exploration despite the regional prospectivity.

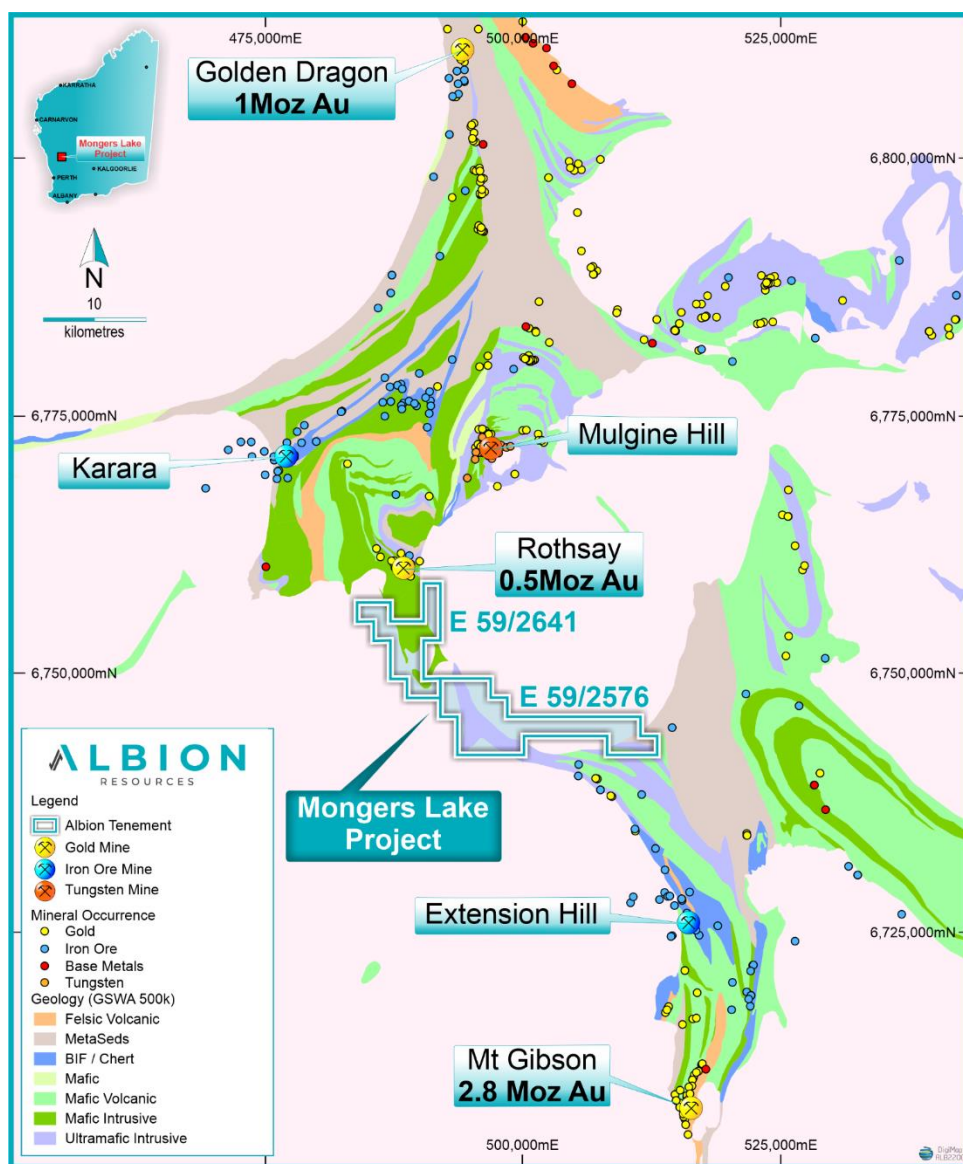


Figure 1: Mongers Lake Project Location Map on GSWA 500k Geology

Recent Activities

Following compilation and interpretation work over E59/2576, two high priority prospects, Red Well and Clay Pan, were highlighted as being highly prospective for greenstone-hosted orogenic gold deposits and also for VMS style copper and base metal mineralisation.

The Company swiftly engaged XM Logistics to plan and complete a soil sampling program across the newly identified Red Well and Clay Pan prospects. During the quarter, a total of 308 soil samples were completed at Red Well and 229 soil samples at Claypan (Figure 2).

The samples have been sent to Labwest Laboratories for ultrafine fraction (<2 micron) for gold and full suite multi-element assay. Assay results are expected to be received in the next 2-3 weeks. The results will be interpreted for potential gold and base metal targets that will be the focus for ground reconnaissance field work.

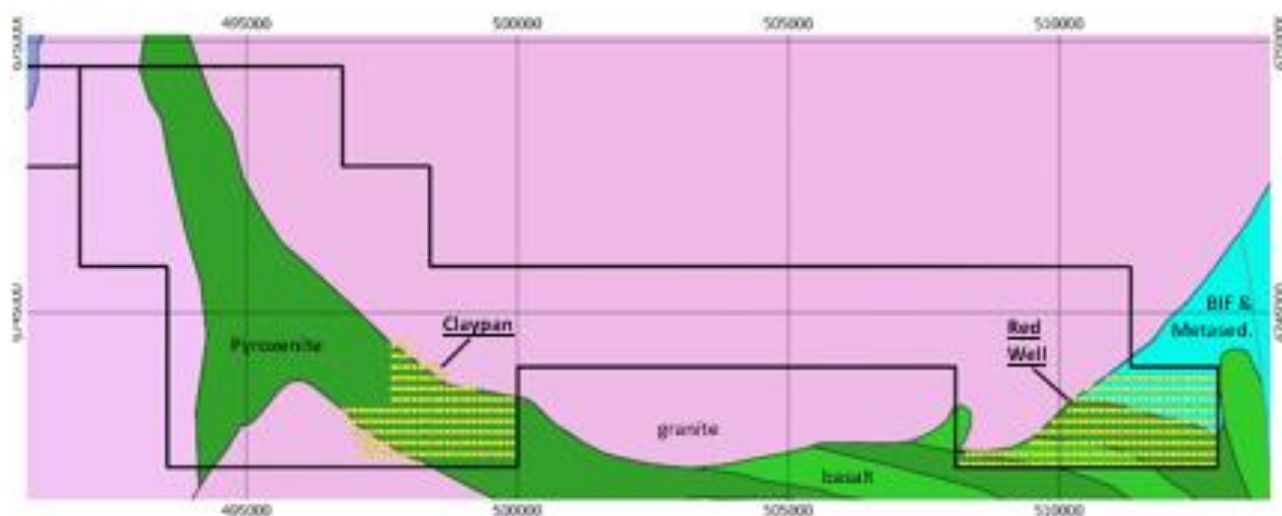


Figure 2: Soil Sample locations (yellow dots) over on GSWA 500K Geology

Access agreement negotiations with respect to E59/2641 were resolved with an access agreement signed with Silver Lake (Rothsay) Pty Ltd. Whilst the Company is not aware of any reason why E59/2641 will not be granted in due course, investors are cautioned that there is a risk the exploration licence will not be granted.

Lennard Shelf Project:

Albion's Lennard Shelf Project is located in the world class Mississippi Valley type Zinc-Lead province, the Lennard Shelf, approximately 30 km southeast of Fitzroy Crossing in the Kimberley, Western Australia. Despite hosting significant historic mines, Pillara (19.3Mt @ 7.8% Zn + 2.6% Pb) and the Cadjebut Trend (16.4Mt @ 8.9% Zn + 5% Pb), regional exploration in the Lennard Shelf Province has been largely overlooked since the late 1980's. The Lennard Shelf Project, comprising three sub-projects, covers an expansive area of ~319 km² and contains comparable geology to Pillara and the Cadjebut Trend.

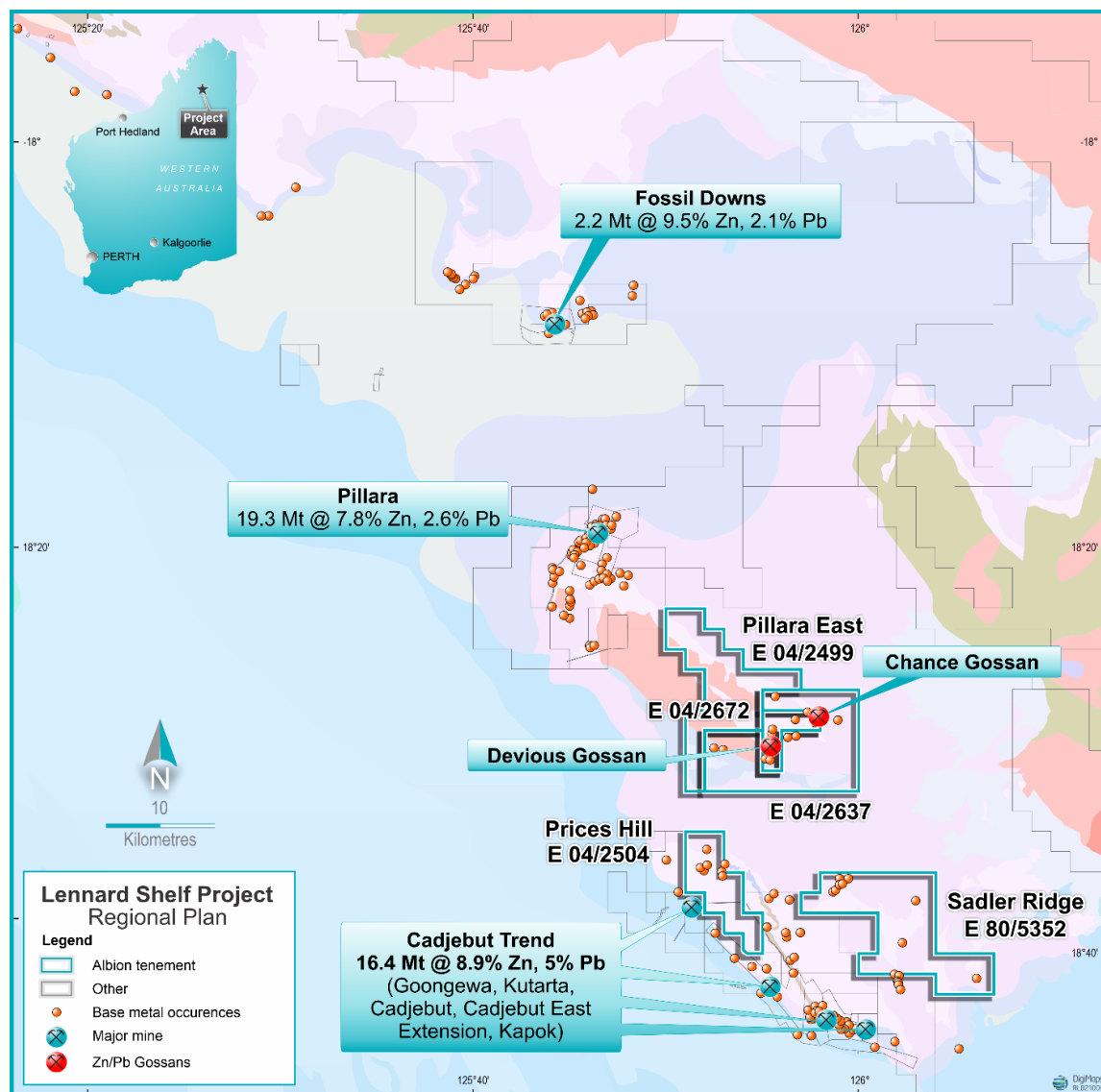


Figure 2: Lennard Shelf Regional Plan

Recent Activities

No on-ground activities were completed during the quarter with the continuation of wet season. The Company will assess ongoing exploration programs at the Prices Hill Sub-Project post wet season, following a positive field visit in June 2022. The field findings noted fault complexity was present, with many of the transfer zone faults containing breccias, fracture networks, and often abundant ferruginous material, highlighting that faults where Pillara Formation limestone is in the hanging wall and Emanuel Formation is in the footwall are potentially valid drill targets.

Leinster Project:

The Leinster Project, located 30km southeast of Leinster, covers an area of 42km² and is prospective for nickel-copper being located along strike from Auroch Minerals the Horn and related Ni-Cu prospects and adjacent to BHP's Nickel West Weebo Ni deposit.

Recent Activities

No work was undertaken on the Leinster Project during the quarter.

Corporate:

Cash on hand as the end of the quarter was \$3.38M.

Albion continues to assess other opportunities as they are presented with a view to adding to the discovery potential within the Company's portfolio of projects.

Related Party Payments

Pursuant to item 6 in the Company's Appendix 5B – Quarterly Cashflow Report for the Quarter ended 31 March 2023, the Company made payments of \$39k to related parties which relate to existing remuneration arrangements (director fees and superannuation).

Exploration

ASX Listing Rule 5.3.1: Exploration and Evaluation Expenditure during the Quarter was \$29k. Full details of activity during the Quarter are set out above.

ASX Listing Rule 5.3.2: There were no mining production and development activities during the Quarter.

In line with obligations under ASX Listing Rule 5.3.3, Albion provides the following information with respect to its Mining Tenement holdings as at 31 March 2023.

Project	Sub-Project	Tenement	Status	% Held	Change During Quarter
Lennard Shelf	Pillara East	E04/2499	Granted	100%	-
Lennard Shelf	Pillara East	E04/2637	Granted	100%	-
Lennard Shelf	Pillara East	E04/2672	Granted	100%	-
Lennard Shelf	Prices Hill	E04/2504	Granted	100%	-
Lennard Shelf	Sadler Ridge	E80/5352	Granted	100%	-
Leinster	-	E36/1005	Granted	100%	-
Mongers Lake	-	E59/2576	Granted	100%	-
Mongers Lake	-	E59/2641	Application	-	-

Use of Funds

In line with obligations under ASX Listing Rule 5.3.4, Albion provides the following information with respect to its Use of Funds Statement set out in its Prospectus dated 18 March 2021 and its actual expenditure since ASX admission.

Expenditure Item	Use of Funds \$'000	Actual Expenditure (30.04.2021 – 31.03.2023) \$'000	Variance \$'000
Existing cash reserves	290	138	(152)
Proceeds from Public Offer	5,000	5,000	-
Total Funds	5,290	5,138	(152)
Exploration Expenditure	(2,700)	(1,730)	970
General administration fees and working capital	(2,090)	(1,019)	1,071
Estimated expenses of the Public Offer	(500)	(364)	136
Expenses of the Loyalty Options Offer (net)	-	(48)	(48)
Total Funds Year 1 & 2	(5,290)	(3,161)	2,129
Funds raised post Public Offer (net)	-	1,403	1,403
Remaining cash balance			3,380

This announcement has been approved for release by the Board.

FOR FURTHER INFORMATION:

Steve Formica
 Non-Executive Chairman
 +61 8 9481 0389
steve@formicagroup.com.au

Competent Persons Statement

The information in this announcement that relates to historical exploration results was first reported by the Company in its IPO prospectus dated 18 March 2021. The Company confirms that it is not aware of any new information or data that materially affects the information included in the Prospectus. Mineral Resource estimates for neighbouring properties sourced from US Geological Survey, "Compilation of Mineral Resource Data for Mississippi Valley-Type and Clastic-Dominated Sediment-Hosted Lead-Zinc Deposits". USGS Open-File Report 2009-1297.

Appendix 5B

Mining exploration entity or oil and gas exploration entity quarterly cash flow report

Name of entity

ALBION RESOURCES LIMITED

ABN

94 620 545 664

Quarter ended ("current quarter")

31 March 2023

Consolidated statement of cash flows		Current quarter \$A'000	Year to date (9 months) \$A'000
1.	Cash flows from operating activities		
1.1	Receipts from customers		
1.2	Payments for		
	(a) exploration & evaluation	(29)	(139)
	(b) development		
	(c) production		
	(d) staff costs		
	(e) administration and corporate costs	(109)	(390)
1.3	Dividends received (see note 3)		
1.4	Interest received		
1.5	Interest and other costs of finance paid		
1.6	Income taxes paid		
1.7	Government grants and tax incentives		
1.8	Other (provide details if material)		
1.9	Net cash from / (used in) operating activities	(138)	(529)

2.	Cash flows from investing activities		
2.1	Payments to acquire or for:		
	(a) entities		
	(b) tenements		
	(c) property, plant and equipment		
	(d) exploration & evaluation		
	(e) investments		
	(f) other non-current assets		

Consolidated statement of cash flows		Current quarter \$A'000	Year to date (9 months) \$A'000
2.2	Proceeds from the disposal of:		
	(a) entities		
	(b) tenements		
	(c) property, plant and equipment		
	(d) investments		
	(e) other non-current assets		
2.3	Cash flows from loans to other entities		
2.4	Dividends received (see note 3)		
2.5	Other (provide details if material)		
2.6	Net cash from / (used in) investing activities	-	-

3.	Cash flows from financing activities		
3.1	Proceeds from issues of equity securities (excluding convertible debt securities)	-	1,489
3.2	Proceeds from issue of convertible debt securities		
3.3	Proceeds from exercise of options		
3.4	Transaction costs related to issues of equity securities or convertible debt securities	-	(86)
3.5	Proceeds from borrowings		
3.6	Repayment of borrowings		
3.7	Transaction costs related to loans and borrowings		
3.8	Dividends paid		
3.9	Other (provide details if material)		
3.10	Net cash from / (used in) financing activities	-	1,403

4.	Net increase / (decrease) in cash and cash equivalents for the period		
4.1	Cash and cash equivalents at beginning of period	3,518	2,506
4.2	Net cash from / (used in) operating activities (item 1.9 above)	(138)	(529)
4.3	Net cash from / (used in) investing activities (item 2.6 above)	-	-
4.4	Net cash from / (used in) financing activities (item 3.10 above)	-	1,403

Mining exploration entity or oil and gas exploration entity quarterly cash flow report

Consolidated statement of cash flows		Current quarter \$A'000	Year to date (9 months) \$A'000
4.5	Effect of movement in exchange rates on cash held	-	-
4.6	Cash and cash equivalents at end of period	3,380	3,380

5.	Reconciliation of cash and cash equivalents at the end of the quarter (as shown in the consolidated statement of cash flows) to the related items in the accounts	Current quarter \$A'000	Previous quarter \$A'000
5.1	Bank balances	3,380	3,518
5.2	Call deposits	-	-
5.3	Bank overdrafts	-	-
5.4	Other (provide details)	-	-
5.5	Cash and cash equivalents at end of quarter (should equal item 4.6 above)	3,380	3,518

6.	Payments to related parties of the entity and their associates	Current quarter \$A'000
6.1	Aggregate amount of payments to related parties and their associates included in item 1	39
6.2	Aggregate amount of payments to related parties and their associates included in item 2	
<i>Note: if any amounts are shown in items 6.1 or 6.2, your quarterly activity report must include a description of, and an explanation for, such payments.</i>		

7.	Financing facilities <i>Note: the term "facility" includes all forms of financing arrangements available to the entity. Add notes as necessary for an understanding of the sources of finance available to the entity.</i>	Total facility amount at quarter end \$A'000	Amount drawn at quarter end \$A'000
7.1	Loan facilities		
7.2	Credit standby arrangements		
7.3	Other (please specify)		
7.4	Total financing facilities		
7.5	Unused financing facilities available at quarter end		
7.6	Include in the box below a description of each facility above, including the lender, interest rate, maturity date and whether it is secured or unsecured. If any additional financing facilities have been entered into or are proposed to be entered into after quarter end, include a note providing details of those facilities as well.		

8.	Estimated cash available for future operating activities	\$A'000
8.1	Net cash from / (used in) operating activities (item 1.9)	(138)
8.2	(Payments for exploration & evaluation classified as investing activities) (item 2.1(d))	-
8.3	Total relevant outgoings (item 8.1 + item 8.2)	(138)
8.4	Cash and cash equivalents at quarter end (item 4.6)	3,380
8.5	Unused finance facilities available at quarter end (item 7.5)	-
8.6	Total available funding (item 8.4 + item 8.5)	3,380
8.7	Estimated quarters of funding available (item 8.6 divided by item 8.3) <i>Note: if the entity has reported positive relevant outgoings (ie a net cash inflow) in item 8.3, answer item 8.7 as "N/A". Otherwise, a figure for the estimated quarters of funding available must be included in item 8.7.</i>	24.49
8.8	If item 8.7 is less than 2 quarters, please provide answers to the following questions:	
8.8.1	Does the entity expect that it will continue to have the current level of net operating cash flows for the time being and, if not, why not?	
	Answer: N/A	
8.8.2	Has the entity taken any steps, or does it propose to take any steps, to raise further cash to fund its operations and, if so, what are those steps and how likely does it believe that they will be successful?	
	Answer: N/A	
8.8.3	Does the entity expect to be able to continue its operations and to meet its business objectives and, if so, on what basis?	
	Answer: N/A	
	<i>Note: where item 8.7 is less than 2 quarters, all of questions 8.8.1, 8.8.2 and 8.8.3 above must be answered.</i>	

Compliance statement

- 1 This statement has been prepared in accordance with accounting standards and policies which comply with Listing Rule 19.11A.
- 2 This statement gives a true and fair view of the matters disclosed.

Date: **27 April 2023**

Authorised by: **By the Board**
(Name of body or officer authorising release – see note 4)

Mining exploration entity or oil and gas exploration entity quarterly cash flow report

Notes

1. This quarterly cash flow report and the accompanying activity report provide a basis for informing the market about the entity's activities for the past quarter, how they have been financed and the effect this has had on its cash position. An entity that wishes to disclose additional information over and above the minimum required under the Listing Rules is encouraged to do so.
2. If this quarterly cash flow report has been prepared in accordance with Australian Accounting Standards, the definitions in, and provisions of, *AASB 6: Exploration for and Evaluation of Mineral Resources* and *AASB 107: Statement of Cash Flows* apply to this report. If this quarterly cash flow report has been prepared in accordance with other accounting standards agreed by ASX pursuant to Listing Rule 19.11A, the corresponding equivalent standards apply to this report.
3. Dividends received may be classified either as cash flows from operating activities or cash flows from investing activities, depending on the accounting policy of the entity.
4. If this report has been authorised for release to the market by your board of directors, you can insert here: "By the board". If it has been authorised for release to the market by a committee of your board of directors, you can insert here: "By the [name of board committee – eg Audit and Risk Committee]". If it has been authorised for release to the market by a disclosure committee, you can insert here: "By the Disclosure Committee".
5. If this report has been authorised for release to the market by your board of directors and you wish to hold yourself out as complying with recommendation 4.2 of the ASX Corporate Governance Council's *Corporate Governance Principles and Recommendations*, the board should have received a declaration from its CEO and CFO that, in their opinion, the financial records of the entity have been properly maintained, that this report complies with the appropriate accounting standards and gives a true and fair view of the cash flows of the entity, and that their opinion has been formed on the basis of a sound system of risk management and internal control which is operating effectively.