



Premium Iron Ore

**For a decarbonising
iron & steel sector**

Ord Minnett East Coast Mining Conference
March 2023



IMPORTANT NOTICE

The purpose of this presentation is to provide general information about Magnetite Mines Limited ("MGT"). It is not recommended that any person makes any investment decision in relation to MGT based on this presentation. This presentation contains certain statements which may constitute "forward-looking statements". Such statements are only predictions and are subject to inherent risks and uncertainties which could cause actual values, results, performance or achievements to differ materially from those expressed, implied or projected in any forward-looking statements.

No representation or warranty, express or implied, is made by MGT that the material contained in this presentation will be achieved or prove to be correct. Except for statutory liability which cannot be excluded, each of MGT, its officers, employees and advisers expressly disclaims any responsibility for the accuracy or completeness of the material contained in this presentation and excludes all liability whatsoever (including in negligence) for any loss or damage which may be suffered by any person as a consequence of any information in this presentation or any error or omission therefrom. MGT accepts no responsibility to update any person regarding any inaccuracy, omission or change in information in this presentation or any other information made available to a person nor any obligation to furnish the person with any further information.

ADDITIONAL INFORMATION

This presentation should be read in conjunction with the Annual Report at 30 June 2022 together with any announcements made by MGT in accordance with its continuous disclosure obligations arising under the Corporations Act 2001. Any references to resources estimations should be read in conjunction with MGT's Mineral Resources statement for its Magnetite projects at 9 February 2023 and subsequent releases to the Australian Securities Exchange as referenced.

MGT confirms that it is not aware of any new information or data that materially affects the information included in the relevant market announcement and, in the case of estimates of mineral resources and ore reserves, that all material assumptions and technical parameters underpinning the estimates in the relevant market announcement continue to apply and have not materially changed. All amounts within this presentation are stated in Australian Dollars consistent with the functional currency of MGT, unless otherwise stated. Tables contained within this presentation may contain immaterial rounding differences.

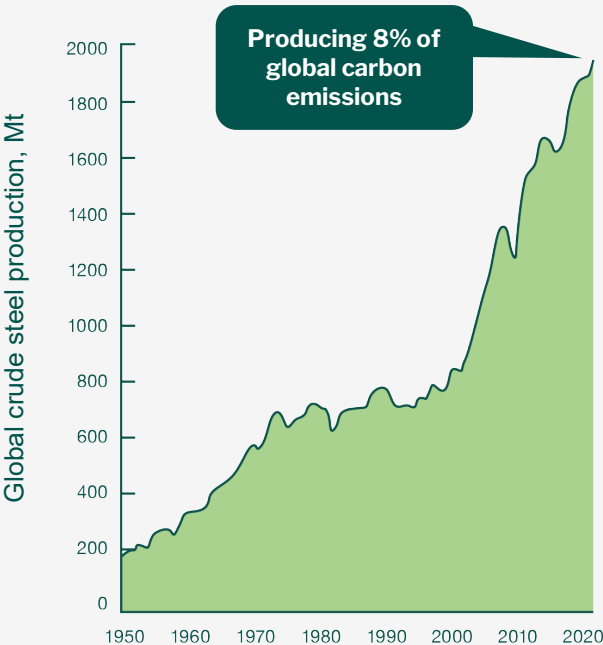
ACKNOWLEDGEMENT OF COUNTRY

Magnetite Mines, our shareholders and our stakeholders acknowledge the Ngadjuri People as the Traditional Owners of the lands on which the Razorback Iron Ore Project is located. We respect their continuing custodianship of this Country, and their spiritual and cultural beliefs and practices.

Steel demand continuously increases

... and is essential for energy transition

Steel production has doubled every 20 years

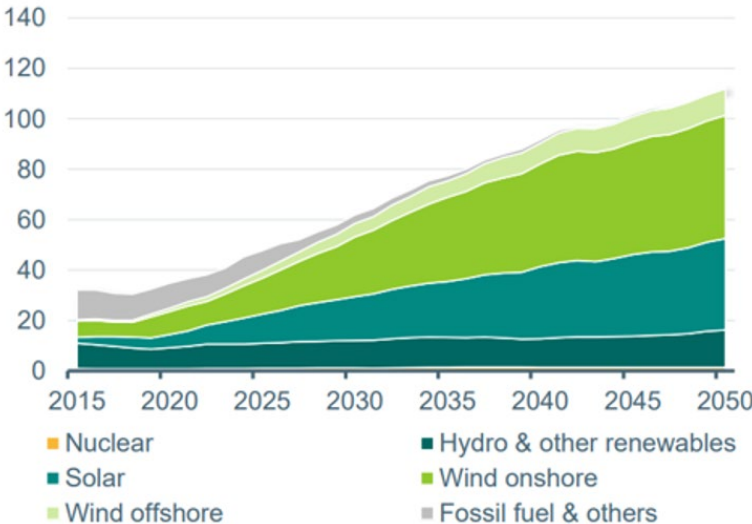


Additional demand to 2050 for energy transition

Each new MW of solar power = 35 - 45t steel

Each new MW of wind power = 120 - 180t steel

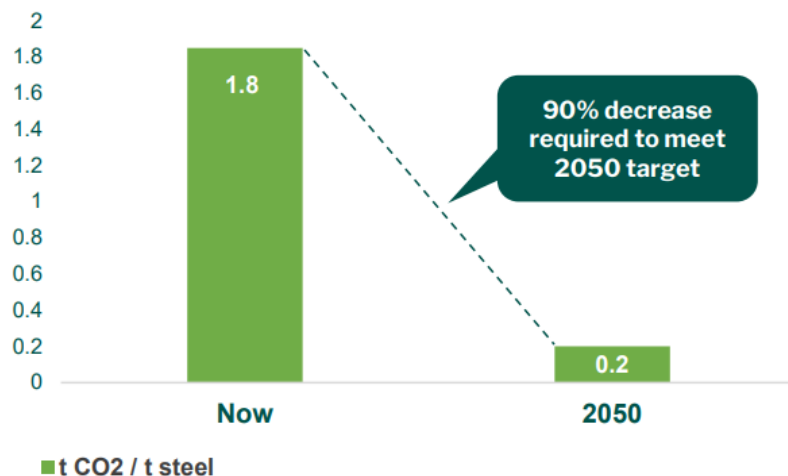
Steel (Mt) required for green power generation



Decarbonising steel critical to tackle climate change

Global governments and industry now committed

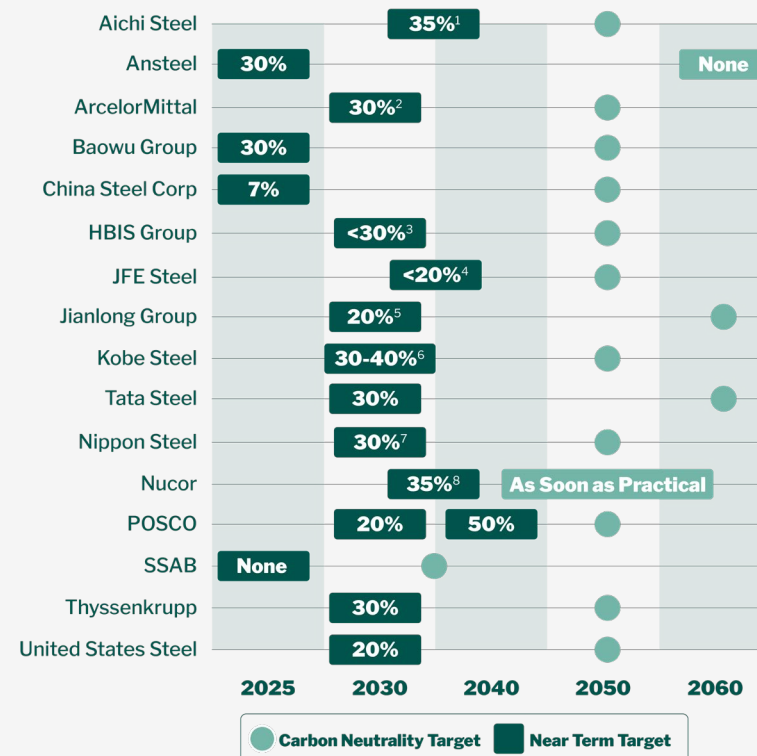
Direct emissions intensity of steel production



'Steel Breakthrough Agenda' agreed at COP27 (2022):

- Consistent international standards for low emissions steel
- Policies to incentivise low-emissions steel production
- Public funding of projects along steelmaking value chain

Major steel producer carbon reduction targets

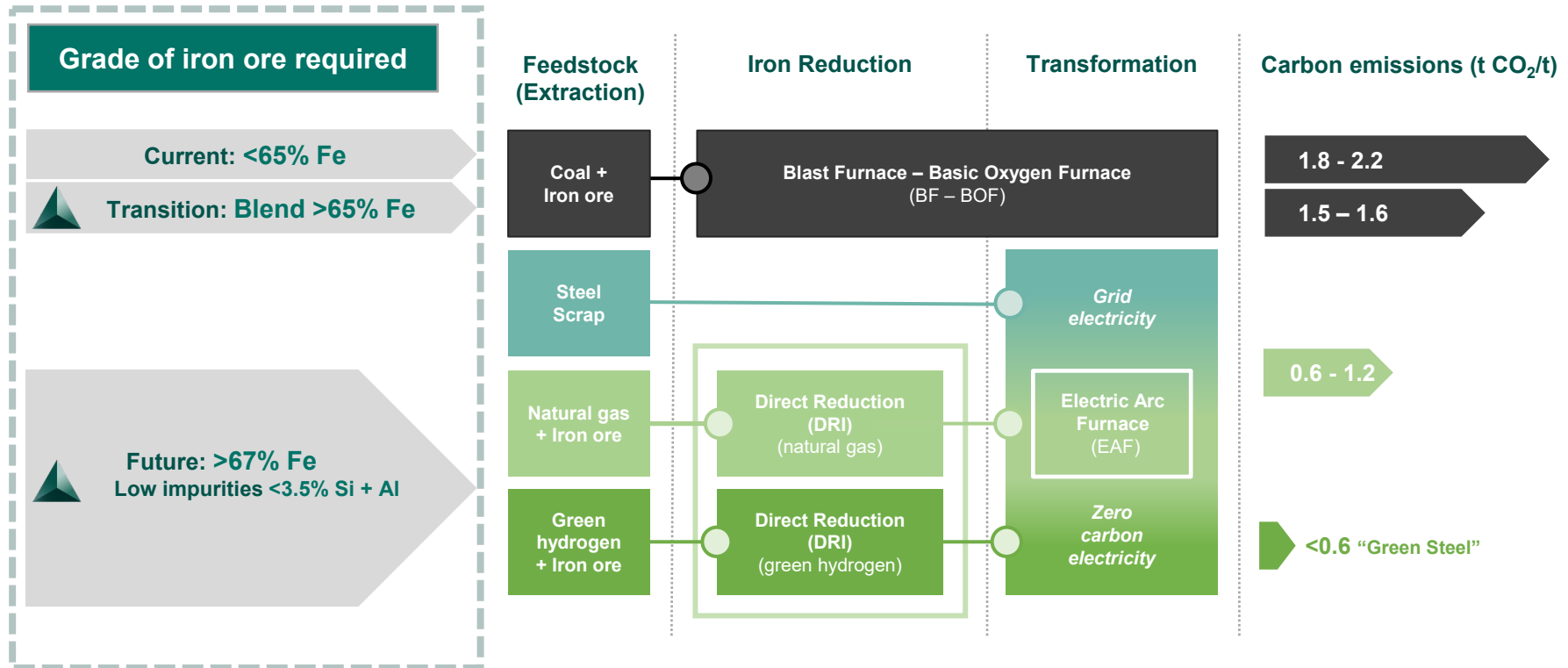


1. by 2030 compared to 2013 levels | 2. by 2030 over 2018 | 3. by FY2030 compared to 2022 | 4. by FY2030 compared to FY2013 | 5. lower by 2033 | 6. by 2030 from 2013 levels | 7. by 2030 compared to 2013 levels | 8. by 2030 using 2015 baseline

Iron & steelmaking transitioning away from coal

High-grade, low-impurity iron ore necessary for low-emission iron & steelmaking

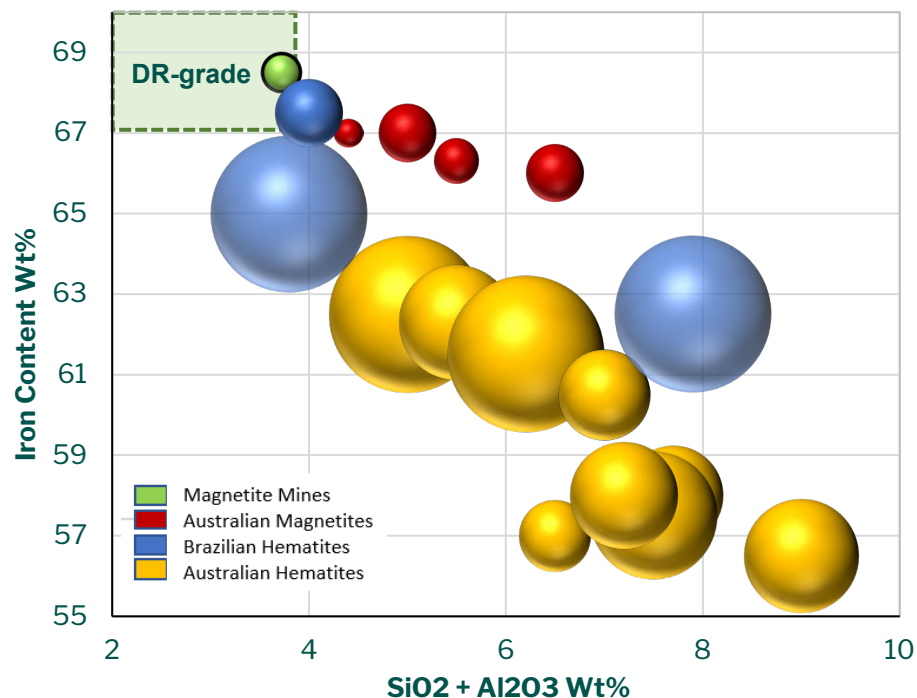
Blast furnaces to be replaced over coming 5 – 25 years



New high-grade iron ore supply critical to transition

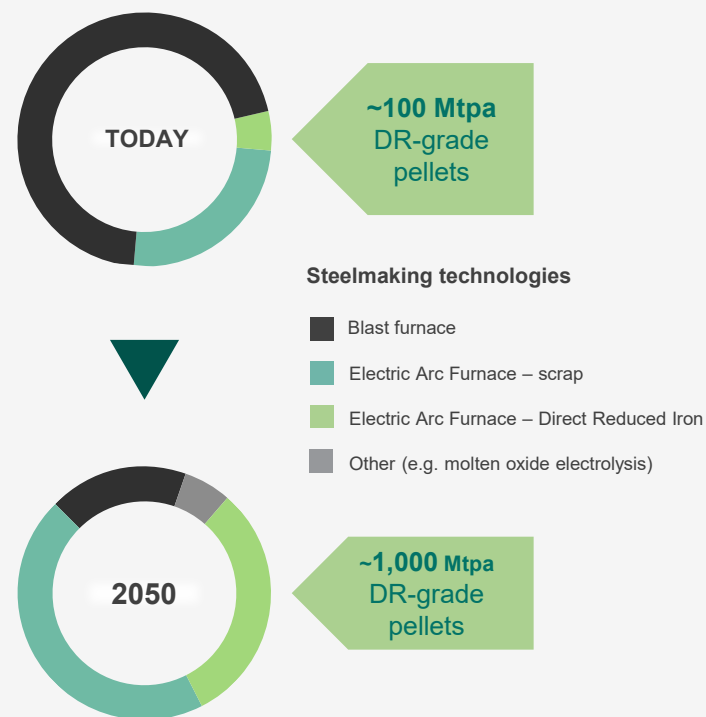
Magnetite Mines' Razorback Project positioned to meet urgent new demand

Grade Position of Iron Ore Exporters



Source: Dazmin Consulting

Direct Reduction (DR) essential to transition

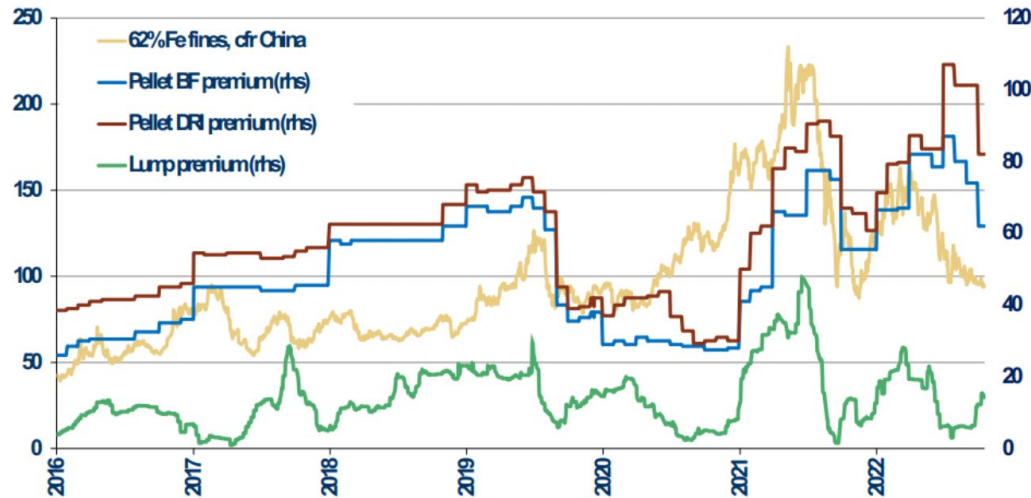


Source: Bloomberg

Shift in demand for high-quality ore now evident

Rising premiums reflect global demand for DR-grade products


Iron ore's product premiums Vs mainstay fines (US\$/t)



Source: Platts, Morgan Stanley Research

Fastmarkets 67.5% Fe pellet feed index

- Created Feb 2023 to meet increasing supply/demand
- Feb-23 average price US\$151/t

	New Index base spec.	 Razorback Concentrate
Iron content (Fe)	67.5%	68.5%
Silica (SiO ₂)	3%	3%
Alumina (Al ₂ O ₃)	0.5%	0.4%
Phosphorus (P)	0.02%	0.02%
Granularity P80	<0.15mm	<0.15mm
Contract type / destination	CFR Qingdao	CFR Qingdao

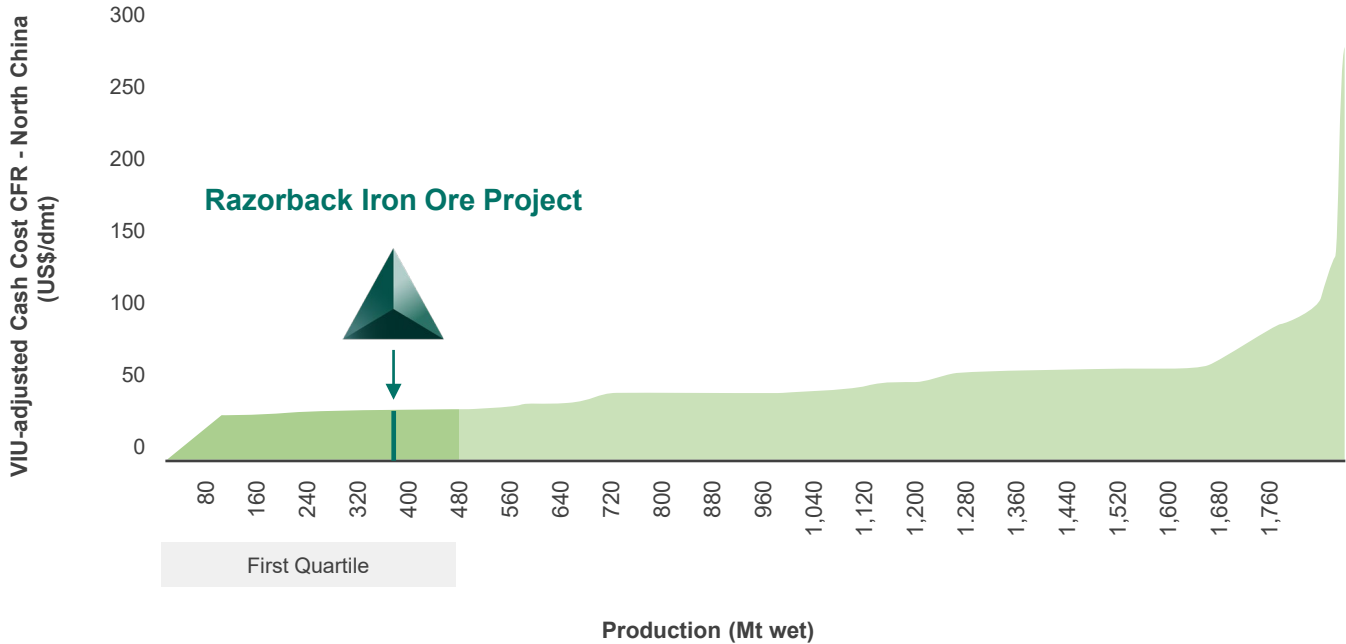
Source: Fastmarkets

MGT premium-quality iron ore is first quartile competitive

De-risking exposure to commodity price cycle downturns



VIU-adjusted total cash cost curve – 62% equivalent^{a,b}

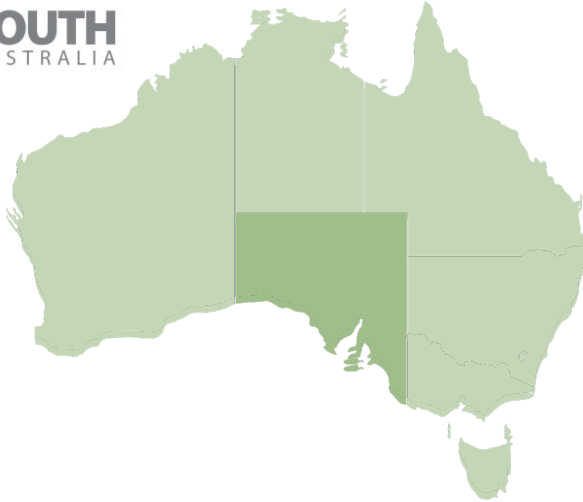


Source: Wood Mackenzie, Magnetite Mines

8 a) Accounts for product premium or discount based on grade / specification
b) Cash costs calculated in 2022 dollars using the Single-Step Expansion case from Expansion Study, March 2022

The SA advantage

South Australia is establishing world-leading “green iron” industry potential



- ✓ **Tier 1, geopolitically stable location**
- ✓ **Abundant magnetite resources**
- ✓ **100% renewable energy on grid by 2030**
- ✓ **\$600m commitment to green hydrogen**

Razorback Project

Logical first mover in Braemar

Significant economic benefits



Construction

\$1.2B
SA GSP

\$2.3B
Australia GDP



Operations

\$30.3B
SA GSP

\$34.4B
Australia GDP



Govt revenues

\$1.6B
SA Govt

\$3.8B
Federal Govt



FTE Jobs

448
Direct

3311
Total

BDO: Economic benefits for 5Mtpa project over 30 years

Outstanding project location in the undeveloped Braemar

Close to rail, port & renewable energy supply

Adelaide

240km




Open-access
rail

~50km



Whyalla Port

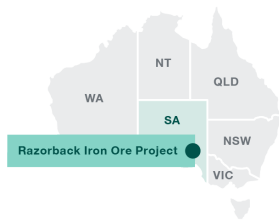
~315km



Grid Power

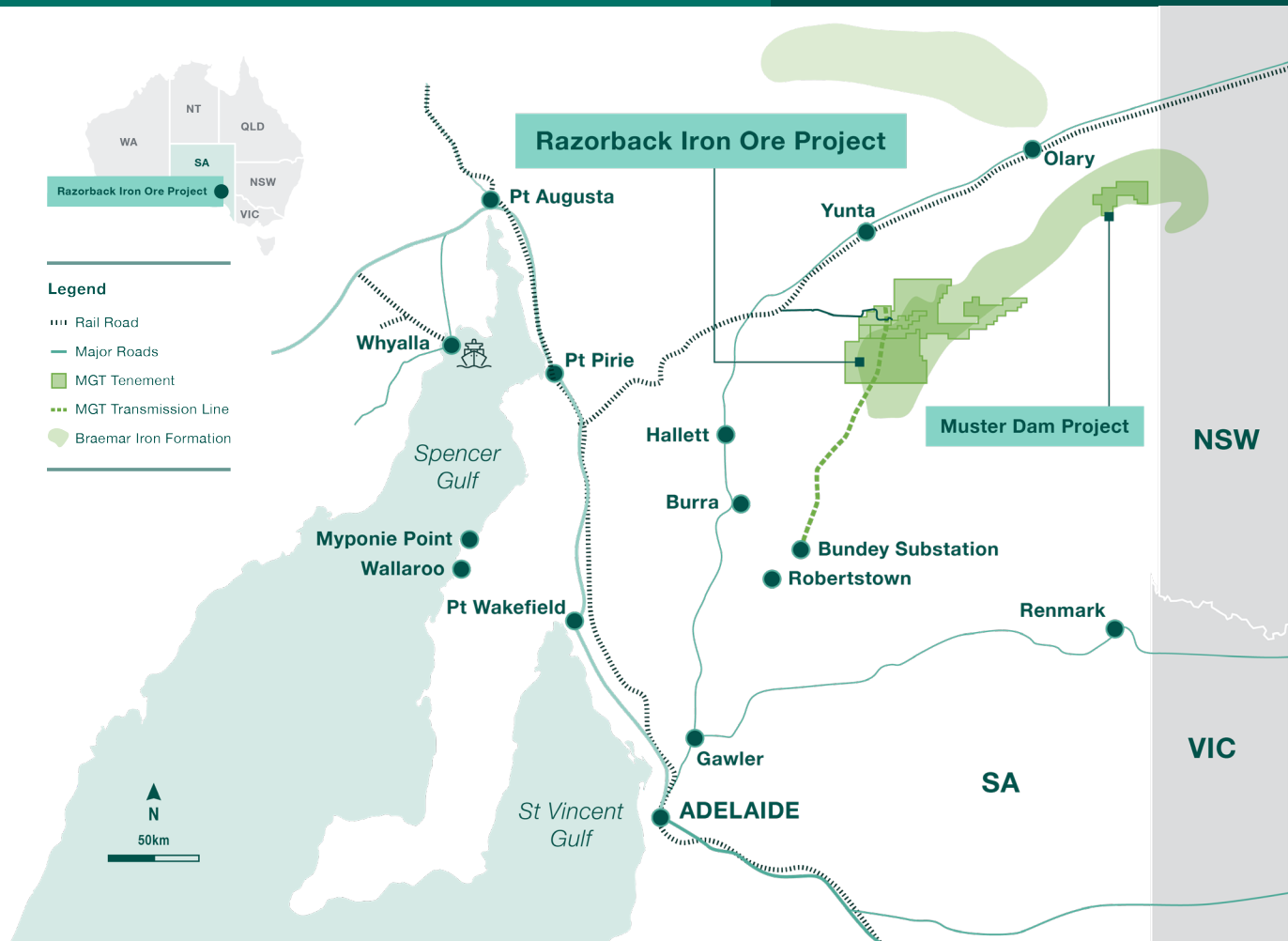
100% renewable
by 2030⁵

~125km



Legend

- Rail Road
- Major Roads
- MGT Tenement
- MGT Transmission Line
- Braemar Iron Formation



NSW

VIC

SA

Razorback Project well positioned for development

The Braemar Iron Formation – a globally-significant magnetite province



The Braemar advantage

- **Outcropping** ore: very low strip ratio
- Siltstone-hosted iron ore, not BIF*
- **Soft** relative to WA magnetite ores
- Concentrates to premium grade iron ore
- **Undeveloped**, low intensity pastoral country

6 Billion Tonnes in Resources

- ~**2,000km²** total iron ore tenements
- **4.5Bt** Razorback Resource¹
(JORC 2012 Indicated & Inferred)
- **1.5Bt** Muster Dam Resource²
(JORC 2012 Inferred)

1.6 Billion Tonnes in Reserves

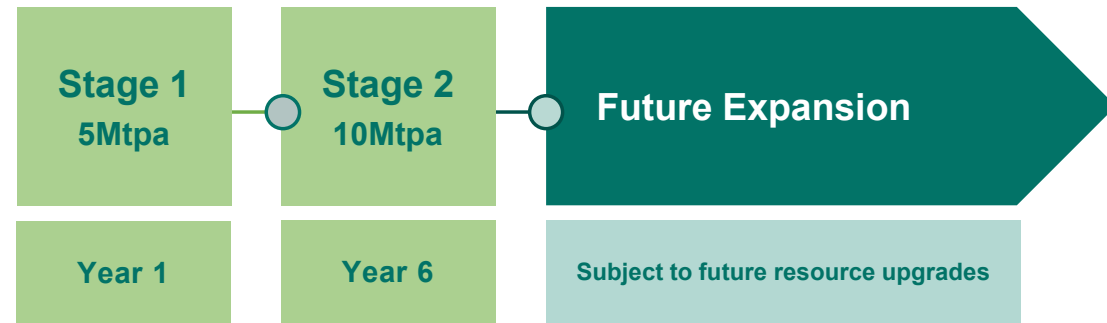
- **1.6Bt** Razorback Ore Reserves³
(JORC 2012 Probable)

Positive Optimisation Studies Results

Results leading to larger scale production and staged expansion strategy

- ✓ Resource upgrades at Razorback and Iron Peak
- ✓ Metallurgy completed to DFS level
- ✓ Process flowsheet optimised
- ✓ Port options under MoU
- ✓ Confirmed infrastructure access for rail and power supply
- ✓ 3 water supply options under review
- ✓ Indicative economics robust underpinned by economies of scale
- ✓ Value engineering Stage 1, 5Mtpa case in progress

Commitment to staged development pathway



Respected consulting partners

HATCH



AMC
consultants

eco
logical
AUSTRALIA
A TETRA TECH COMPANY

High-grade Iron Peak – prioritised for production

Recently upgraded Mineral Resource, now the best deposit in the MGT portfolio

- ✓ **4km from Razorback**
- ✓ **Best mass recovery**
- ✓ **Best concentrate quality**
- ✓ **First 10 years plant feed**
- ✓ **Orebody open along strike/depth**

Mineral Resources (Inferred + Indicated)

Tonnes **503 Mt**

Mass Recovery: **19.4%**

Concentration Grade

Iron Grade **68.5% Fe**

Major impurities: **3.2% SiO₂** (silica)
0.4% Al₂O₃ (alumina)

Robust economics

Previous Study Outcomes:

	Unit	2021 PFS Plant Optimised ^a	2022 Expansion Study
Production capacity	Mtpa	3	3 → 7
Development capital	A\$m	665	1,985
Post-tax NPV-8	A\$m	660	2,455
Post-tax IRR ^b	%	19%	27%
All-in breakeven ^c	US\$/t	53	40

a) Expansion Study Stage 1 basis: PFS Plant Optimised case with 0.71 AUD:USD exchange rate

b) 62% Fe iron ore price assumption of US\$110/t with quality adjustment premium of US\$25/t

c) 62% Fe iron ore price equivalent break even price, CFR China (62% Fe equivalent)

d) The Company confirms that all material assumptions underpinning the production targets and forecast financial information contained in the original 2022 Expansion Study announcement continue to apply and have not materially changed.

Building our ESG platform

Founded on renewable energy use and global decarbonisation contribution

Environmental sustainability

- Enabler for fast-evolving Green Steel production
- Low site Scope 2 emissions – SA renewable energy grid

Social & community inclusion

- Deep relationship building with Ngadjuri Nation
- MoU with local government underway to engage community

Accountable governance

- Seeking early adoption of assurance/performance standards
- Planning for initial ESG disclosure reporting (end 2023)

People & culture

- Values set workplace culture – building for future growth
- Zero reportable incidents in 2022



Recording regional cultural heritage values with a Ngadjuri heritage team



Grid-connected power supply, forecast to be 100% renewable by 2030



Premium-grade iron ore produces low emission steel

Corporate overview

Market Cap

\$48M

(Share price \$0.63 at 20 Mar 2023)

Cash

\$9.6M

(31 Dec 2022)

Shares on Issue: 75.8M

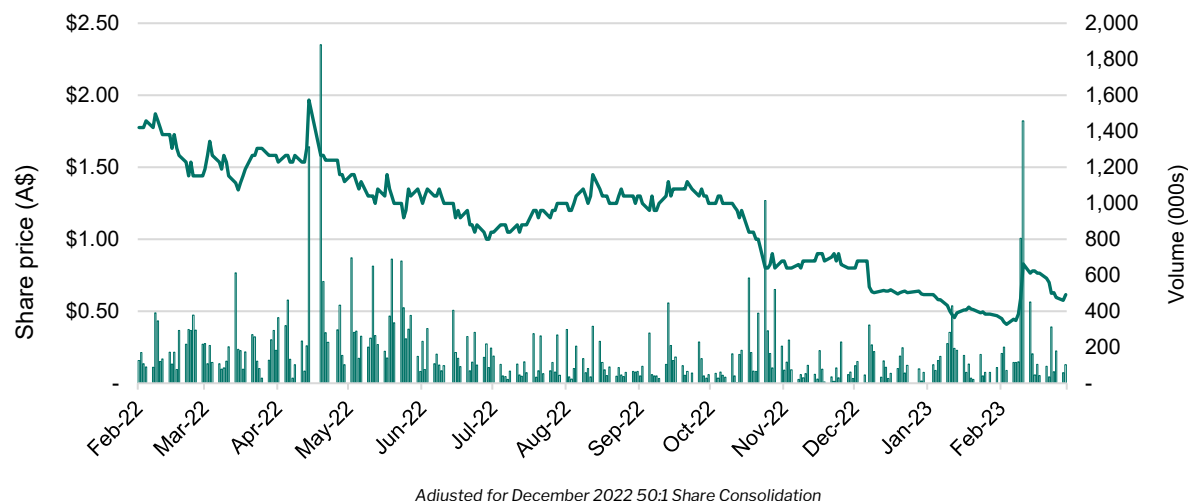
Listed options MGTOE: 7.3M

Options: 3M*

Unlisted Options 4.8m

Unlisted Performance Rights 1.4m

Share Performance and Register



Other Shareholders: 68.5%

Top 20: 26.4%

5% Board and Management

Recently strengthened Board

New governance team with deep corporate and resource credentials


Board of Directors



Mark Eames Chair of the Board

BA Metallurgy (Hons) MBA MAUSIMM

- Global minerals industry experience
- Senior iron ore roles with Glencore, BHP, Rio Tinto
- Qualified metallurgist with international experience



Jim McKerlie Non-executive Director

BA Economics (Hons) Dip Fin Mgt

- International CEO and public company director
- Chaired four IPOs, depth of experience in technology & energy sectors
- Former Chair of Drillsearch and Beach Energy



Peter Schubert Non-executive Director

- Track record of developing resources sector businesses
- Magnetite Mines Executive Chairman Sep-18 to May-22
- Magnetite Mines Interim CEO Mar-21 to May-22



Paul White Non-executive Director

Master of Business Administration


- Background of driving organisational performance
- Former CEO of ASX-listed Brisbane Broncos
- Executive experience with Anglo American and Xstrata



Simon Wandke Non-executive Director

BA Psych Mkt (Comm) G Dip Corp Fin

- 40+ years mining and minerals industry experience
- Highly accomplished C-suite leader
- Former EVP and CEO of ArcelorMittal Mining



Dr Carmen Letton Non-executive Director

BA Engineering (Hons) MAUSIMM, PHD Philosophy, Mineral Economics

- 35+ years' global mining experience
- Former head of asset strategy development at Anglo American
- Previous senior roles at BHP, Rio Tinto, Newmont and Newcrest

New executive team

Combining leadership with corporate and international resource project experience

Executive Team



Tim Dobson Chief Executive Officer

B.AppSc Ext.Metallurgy, GAICD, MAusIMM

- 35 years extensive international mining experience
- Track record of developing, operating and transforming projects
- ASX CEO & international senior executive leadership roles



Ian Kirkham Chief Financial Officer

B.Ec Economics & Accounting


- Experienced resource company corporate executive
- Deep governance, risk and financial management experience
- CFO and Company Secretary roles at various ASX-listed companies



Trevor Thomas Study Director

MEarthSci (Hons), MAIG, MAusIMM

- 14 years exploration & resource development geologist
- Lead for project management of all technical & feasibility studies
- Delivered Razorback Maiden Ore Reserve; acquired Muster Dam



Gemma Brosnan GM – External Affairs

BA Journalism (Hons)

- Corporate communications and investor relations professional
- 17 years extensive international experience in the UK & Australia.
- Commenced career as journalist with London Evening Standard.



Allan Kane GM – Sustainability

B.EnvMgmt (Hons), GradCertProjMgmt

- 14 years broad resources sector experience
- Lead for all aspects of sustainability and corporate ESG framework
- Previous roles with SA Department for Energy and Mining

Premium Iron Ore

For a decarbonising iron & steel sector

Decarbonisation Tailwind

Premium iron ore needed now to enable low emission iron & steelmaking

Outstanding Project Credentials

Tier 1 location
6 billion tonne Resource
Existing port & rail access

Committed to Staged Development

Refocused DFS with Stage 1 capacity matched to market and risk profile

Progressing to Development

Strengthened Board
New management team
Corporate presence

ASX:MGT

References

1. ASX Announcement – 09/02/23 – Iron Peak Resource Significantly Improved
2. ASX Announcement – 22/11/22 - Muster Dam Mineral Resource Estimate
3. ASX Announcement – 22/03/23 - Razorback Iron Project Ore Reserves Increase 340% - Update

Contact

gemma.brosnan@magnetitemines.com
+61 8 8427 0516
www.magnetitemines.com

