



NEW WORLD RESOURCES LIMITED

A.B.N. 23 108 456 444

Interim Financial Report
31 December 2022

CONTENTS

DIRECTORS' REPORT	2
AUDITOR'S INDEPENDENCE DECLARATION	15
CONSOLIDATED STATEMENT OF PROFIT OR LOSS AND OTHER COMPREHENSIVE INCOME	16
CONSOLIDATED STATEMENT OF FINANCIAL POSITION	17
CONSOLIDATED STATEMENT OF CHANGES IN EQUITY	18
CONSOLIDATED STATEMENT OF CASH FLOWS	19
CONDENSED NOTES TO THE CONSOLIDATED FINANCIAL STATEMENTS	20
DIRECTORS' DECLARATION	27
INDEPENDENT AUDITOR'S REVIEW REPORT	28

CORPORATE INFORMATION

Directors Richard Hill (Non-Executive Chairman) Michael Haynes (Managing Director) Anthony Polglase (Non-Executive Director) Nick Woolrych (Non-Executive Director) Company Secretary Ian Cunningham Registered Office & Principal Place of Business Unit 24-26, Level 3, 22 Railway Road Subiaco Perth WA 6008 Telephone: (08) 9226 1356 Website: www.newworldres.com	Auditor Stantons Level 2, 40 Kings Park Road West Perth WA 6005 Telephone: (08) 9481 3188 Facsimile: (08) 9321 1204 Share Registry Automic Registry Services Pty Ltd Level 5 191 St Georges Terrace Perth W.A. 6000 Telephone: (08) 9324 2099 Facsimile: (08) 9321 2337 Home Exchange Australian Securities Exchange Central Park 152-158 St Georges Terrace Perth WA 6000 ASX Code: NWC
---	--

DIRECTORS' REPORT

The Directors of New World Resources Limited (“New World” or “the Company”) submit the financial report of the Group (comprising the Company and its controlled entities) for the half-year ended 31 December 2022. In order to comply with the provisions of the Corporations Act 2001, the Directors report as follows:

DIRECTORS

The names of Directors who held office during or since the end of the interim period and until the date of this report are noted below. Directors were in office for the entire period unless otherwise stated.

Richard Hill	Non-Executive Chairman
Michael Haynes	Managing Director
Anthony Polglase	Non-Executive Director
Nick Woolrych	Non-Executive Director – appointed 9 December 2022

PRINCIPAL ACTIVITIES

The principal activities of the entities within the Group during the half-year was exploration for mineral resources.

As at 31 December 2022, the Group had cash and cash equivalents of \$9,089,713, a loss for the half-year of \$1,015,552 and a net cash inflows from operating, investing and financing activities of \$4,729,393.

REVIEW OF OPERATIONS

The Board is pleased to provide the following review of operations for the half-year ended 31 December 2022 (“HY2023”).

During this period the Company continued to focus its efforts on the exploration and redevelopment of the high-grade Antler Copper Deposit in north-western Arizona, USA.

The location of the Antler Copper Project is illustrated in Figure 1.



Figure 1. Location of New World's Antler Copper Project in the USA.

ANTLER COPPER PROJECT, ARIZONA, USA

Project History

The Antler Deposit was discovered in the late 1800s. Mineralisation is mapped (at surface) to extend over more than 750m of strike.

Intermittent production from the Deposit between 1916 and 1970 totalled approximately 70,000 tonnes of ore at a grade around **2.9% Cu, 6.9% Zn, 1.1% Pb, 31 g/t Ag and 0.3 g/t Au.**

Between 1970 and 1975, following completion of the most recent episode of mining, a total of 19 holes were drilled from the surface and underground with the objectives being to:

- (i) Increase confidence in the grade and distribution of mineralisation immediately below the mined levels (predominantly >150m below surface) in advance of anticipated resumption of mining; and
- (ii) Explore for additional mineralisation.

Despite intersection of extensive and high-grade mineralisation in these drilling programs, mining never resumed, and no further work had been undertaken at the Project – until New World's recent involvement.

Results from New World Resources' Exploration and Development Programs

New World acquired a 100%-interest in the Antler Copper Deposit in March 2020. It has been drilling, virtually uninterrupted, since, to:

- (i) expand the resource base at the Project; with the intention of
- (ii) resuming mining operations as soon as practicable.

In November 2021 the Company declared a (interim) maiden Mineral Resource Estimate, that, at a **1.0% Cu-equivalent cut-off**, comprised Indicated and Inferred Resources of:

7.7Mt @ 2.2% Cu, 5.3% Zn, 0.9% Pb, 28.8g/t Ag and 0.18g/t Au

(7.7Mt @ 3.9% Cu-equivalent)

During H1 2022 the Company used this maiden Resource as the basis of an initial Scoping Study to assess the potential development of the Project. Key outcomes included the following:

Base-Case Production Projection

- Mining a total of 9.3Mt of material from an underground mining operation (7.3Mt of the 7.7Mt resource plus 2.0Mt mined through dilution) at a rate of 1.0Mtpa over an initial 10-year forecast operating life.
- Producing 271,240 tonnes of copper-equivalent metal-in-concentrates over the forecast initial operating life (including 136,000 tonnes of copper-in-concentrate):
 - Producing an average of 30,600 tonnes of **copper-equivalent** metal-in-concentrates per year once steady-state production is achieved.
 - Producing an average of 15,350 tonnes (and up to 18,800 tonnes) of **copper-in-concentrate** per year once steady-state production is achieved

Base-Case Project Economics

- Modest pre-production capital expenditure of US\$201m (including US\$36.5m contingency).
- Revenue of approximately US\$2.0bn (A\$2.8bn) over the forecast initial operating life.
- Free cash flow of US\$952m (A\$1.36bn) over the forecast initial operating life (undiscounted, pre-tax).
- C1 cash costs, on a **copper-equivalent** basis, of US\$1.66/lb over the forecast initial operating life.
- C1 cash costs for **copper**, after co-product credits, of **negative** US\$0.31/lb over the forecast initial operating life.
- Average annual free cash flow of US\$135m/year (A\$193m/year) once steady-state production is achieved (Years 2-9; including sustaining capital).
- NPV₇ of approximately US\$525m (A\$750m; pre-tax).
- IRR of 42.0% (pre-tax).
- Payback 29 months after the pre-production period.

It was anticipated that the operating life could be extended and/or greater annual production targets could be achieved with a larger mineral resource, which would further enhance the potential economics of developing the Project. Since mineralisation remains completely open at depth and to the south of the Antler Deposit, further exploration drilling has continued. Concurrently, work is being undertaken to obtain mine permit approvals as quickly as practicable.

Ongoing Drilling Program

Drilling to Test for the Depth Extensions of the South Shoot

During the second half of 2022 assay results were returned from a series of holes drilled to test the depth extension of the South Shoot.

Exceptional results were returned from ANT94W3 the second deepest hole yet drilled to test the South Shoot. Assays confirmed that this hole intersected two thick, very high-grade intervals of mineralisation (separated by 4m of un-mineralised material), with results including:

- **10.8m @ 2.0% Cu, 6.7% Zn, 0.7% Pb, 22.6 g/t Ag and 0.20m Au from 934.0m**
(10.8m @ 4.5% Cu-equivalent) and
- **15.9m @ 4.8% Cu, 10.9% Zn, 0.8% Pb, 42.6 g/t Ag and 0.52m Au from 948.8m**
(15.9m @ 8.7% Cu-equivalent) in ANT94W3

Combined, these two intervals comprise a total of:

- **26.8m @ 7.0% Cu-equivalent**

On a grade-thickness basis, the results from ANT94W3 are the best assay results yet to be returned from a single drill hole at the Antler Copper Deposit.

Subsequently, assay results were returned from a hole drilled to further test the depth extension of the South Shoot (ANT108W1). This hole intersected the highest-grade interval of mineralisation yet returned from the Project, comprising:

- **10.7m @ 8.1% Cu, 15.6% Zn, 3.2% Pb, 107.8 g/t Ag and 0.98 g/t Au**
(10.7m @ 13.7% Cu-equivalent) from 953.7m

This mineralisation is located 66m down-dip from the mineralisation intersected in the previous deepest hole in the South Shoot, ANT94W3, thereby increasing the down-dip extent of the thick, high-grade South Shoot to >900m – with mineralisation remaining completely open at depth. Further extensional drilling continues.

Drilling to Test for the Depth Extensions of the Main Shoot

During the second half of 2022 assay results were returned from 3 deep holes drilled to test for the depth extensions of the Main Shoot. All three holes intersected thick, high-grade mineralisation. The best results were returned from the deepest hole drilled at the Project to date – from which significant results included:

- **21.3m @ 3.3% Cu, 4.4% Zn, 1.4% Pb, 64.8 g/t Ag and 0.72 g/t Au from 1057.2m**
(21.3m @ 5.3% Cu-equivalent) in ANT98W1

Thick high-grade mineralisation was also intersected in the two other deep extensional holes, including:

- **7.8m @ 1.6% Cu, 3.7% Zn, 0.8% Pb, 35.3 g/t Ag and 0.19 g/t Au from 987.0m**
(7.8m @ 3.1% Cu-equivalent) in ANT94AW2; and
- **8.7m @ 0.3% Cu, 0.02% Zn, 2.4% Pb, 138.7 g/t Ag and 1.93 g/t Au from 1010.7m**
(8.7m @ 2.1% Cu-equivalent) in ANT98;

These results increased the down-dip extent of the Antler Copper Deposit to more than 1,000 metres.

Other results returned from drilling to test the lateral and vertical continuity of the Main Shoot during the reporting period included:

- **13.6m @ 1.7% Cu, 3.3% Zn, 1.0% Pb, 29.5 g/t Ag and 0.22 g/t Au**
(13.6m @ 2.9% Cu-equivalent) from 914.5m in ANT110; and
- **9.6m @ 0.6% Cu, 3.9% Zn, 0.1% Pb, 5.7 g/t Ag and 0.16 g/t Au**
(9.6m @ 1.9% Cu-equivalent) from 934.5m in ANT110W1A

These results continue to help improve confidence in the resource base at the Project.

The mineralisation remains completely open at depth, so extensional drilling continues.

Updated JORC Mineral Resource Estimate

During November 2023 an independent consultant prepared an updated JORC Mineral Resource Estimate (MRE) for the Antler Copper Deposit. Utilising assay results available for all drilling completed to the end October 2022, at a 1.0% Cu-equivalent cut-off, the updated MRE (the “November 2022 Resource”) comprises:

11.4Mt @ 2.1% Cu, 5.0% Zn, 0.9% Pb, 32.9g/t Ag and 0.36g/t Au
(11.4Mt @ 4.1% Cu-equivalent)

There is a very high-level of confidence in the November 2022 Resource, with 79% of the mineralisation classified in the high-confidence “Indicated” category (see Table 1).

The November 2022 Resource comprises:

- A 48% increase in tonnes; and
- A 44% increase in the contained metal (on a Cu-equivalent basis)

since the Company declared its maiden resource for the Antler Copper Project in November 2021. The reportable copper-equivalent grade has increased marginally from 3.9% to 4.1%.

The robust nature of the November 2022 Resource is reinforced when an even more rigorous 2.0% Cu-equivalent cut-off grade is applied, which results in only a 5% reduction in tonnes of contained metal (on a copper equivalent basis; see Table 1). At this higher cut-off, the MRE comprises:

9.8Mt @ 2.4% Cu, 5.6% Zn, 0.9% Pb, 34.3g/t Ag and 0.35g/t Au
(9.8Mt @ 4.5% Cu-equivalent)

The increased size, very high-grade, and robust nature of the November 2022 Resource provides the Company considerable confidence to advance the Antler Project back into production as quickly as practicable.

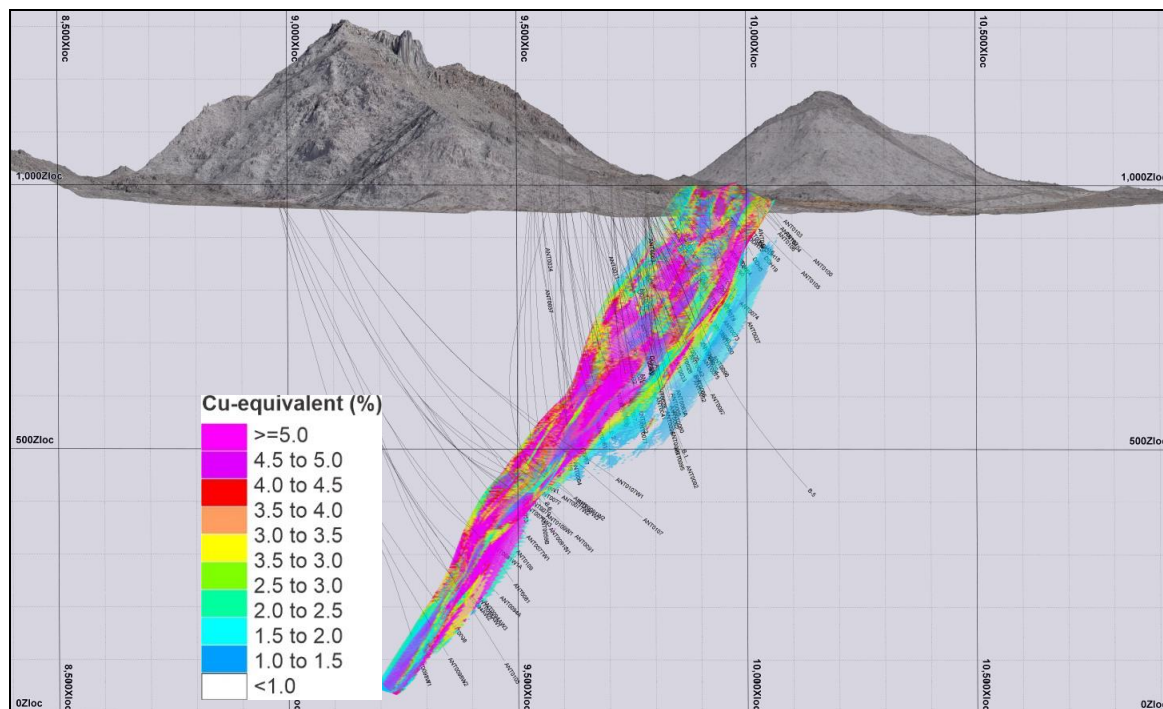


Figure 2. All Indicated and Inferred Blocks greater than 1.0% Cu-equivalent for the Antler Resource Block Model – looking north (local grid).

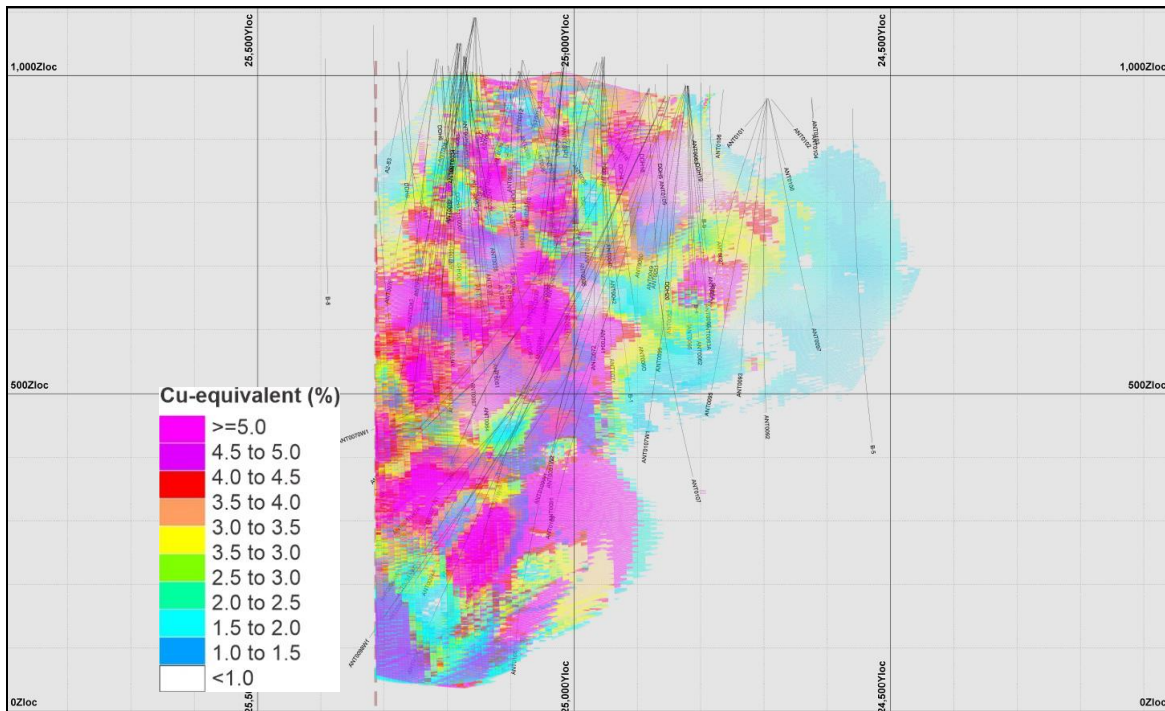


Figure 3. All Indicated and Inferred Blocks greater than 1.0% Cu-equivalent for the Antler Resource Block Model – looking east (local grid).

Table 1. Update JORC Mineral Resource Estimate for the Antler Copper Deposit at a range of cut-off grades

Above 0.8% Cu-equivalent

Classification	Tonnes	Cu (%)	Zn (%)	Pb (%)	Ag (g/t)	Au (g/t)
Indicated	9,298,293	2.19	4.99	0.88	35.19	0.42
Inferred	2,489,855	1.49	4.28	0.83	20.62	0.18
Total	11,788,148	2.05	4.84	0.87	32.12	0.37

Above 1.0% Cu-equivalent

Classification	Tonnes	Cu (%)	Zn (%)	Pb (%)	Ag (g/t)	Au (g/t)
Indicated	9,063,649	2.25	5.11	0.90	35.94	0.40
Inferred	2,371,673	1.55	4.46	0.85	21.32	0.17
Total	11,435,323	2.10	4.97	0.89	32.9	0.36

Above 1.5% Cu-equivalent

Classification	Tonnes	Cu (%)	Zn (%)	Pb (%)	Ag (g/t)	Au (g/t)
Indicated	8,754,122	2.31	5.25	0.91	36.48	0.40
Inferred	1,940,191	1.78	5.13	0.88	22.77	0.19
Total	10,694,313	2.21	5.23	0.91	33.99	0.36

Above 2.0% Cu-equivalent

Classification	Tonnes	Cu (%)	Zn (%)	Pb (%)	Ag (g/t)	Au (g/t)
Indicated	8,209,669	2.42	5.51	0.91	36.41	0.38
Inferred	1,588,114	2.02	5.83	0.87	23.16	0.19
Total	9,797,783	2.36	5.56	0.91	34.27	0.35

Updated Scoping Study

In July 2022, New World announced the results of a Scoping Study it prepared to evaluate the potential development of the Antler Deposit. This was based on the Company's maiden MRE – which, through subsequent successful exploration drilling, has now been increased by 48% (see above).

Accordingly, it is anticipated that a substantially larger production profile and/or a longer mine life will be warranted than that contemplated in the Company's July 2022 Scoping Study. In line with this, the economics of developing the Antler Project are expected to be significantly enhanced.

Importantly, because of the consistently very high-grades of the mineralisation as well as the excellent lateral and vertical continuity of such, 95% of the maiden MRE was incorporated into the mining inventory in the July 2022 Scoping Study. The updated November 2022 Resource has identical characteristics – very high-grades and excellent lateral and vertical continuity – so it is expected a large proportion of this updated Resource will likewise be amenable to mining.

A consultant mining engineer is currently utilising the November 2022 Resource to generate a new mine design and mine schedule for the Antler Project. This new mine design information will then be incorporated into an updated Scoping Study (many of the other parameters from the recently completed Scoping Study will remain unchanged). It is expected that this study will be completed during the first half of 2023.

This new (larger and/or longer) mine design will also be incorporated into mine permit application documents (see below).

Pre-Feasibility Study Continuing

In addition to the new mine design work being undertaken to update the Scoping Study (see above), concurrently the Company is continuing to de-risk all aspects of recommencing mining at the Antler Project (for the first time in over 50 years) by completing a Pre-Feasibility Study ("PFS").

In addition to further refinements in the mine design and mine schedule, the PFS will include detailed hydrological, geotechnical, geochemical, metallurgical and engineering work. This work continues to progress well.

It is anticipated the PFS will be completed towards the end of 2023.

IP Survey

During HY2023 the Company received highly encouraging results from a ground-based Induced Polarisation ("IP") geophysical survey that was undertaken to follow up on encouraging surface geochemistry anomalies delineated over 6km of strike to the northeast of the Antler Deposit (see Figures 4 and 5).

The mineralisation at the Antler Copper Deposit is of the volcanogenic massive sulphide (VMS) geological style. VMS deposits typically occur in clusters and the Company believes there is considerable potential to discover additional VMS mineralisation along strike from the Antler Deposit.

It is likely that the discovery of additional deposits would further enhance the potential economics of developing the Antler Project. So, the Company commissioned the IP survey to help expedite the discovery of new lenses of VMS mineralisation associated with the soil geochemistry targets.

Numerous strong chargeability and conductivity anomalies have been delineated over the entire 6km of strike that was surveyed. Many of these anomalies are coincident with, or immediately adjacent to, the strong soil geochemistry anomalies that have been defined (see Figures 4 and 5). They are all located within the geological sequence that hosts the Antler Deposit – hence all provide considerable opportunity to discover additional VMS mineralisation.

The largest and strongest coherent chargeability anomaly coincides with the Rattlesnake Ridge Prospect.

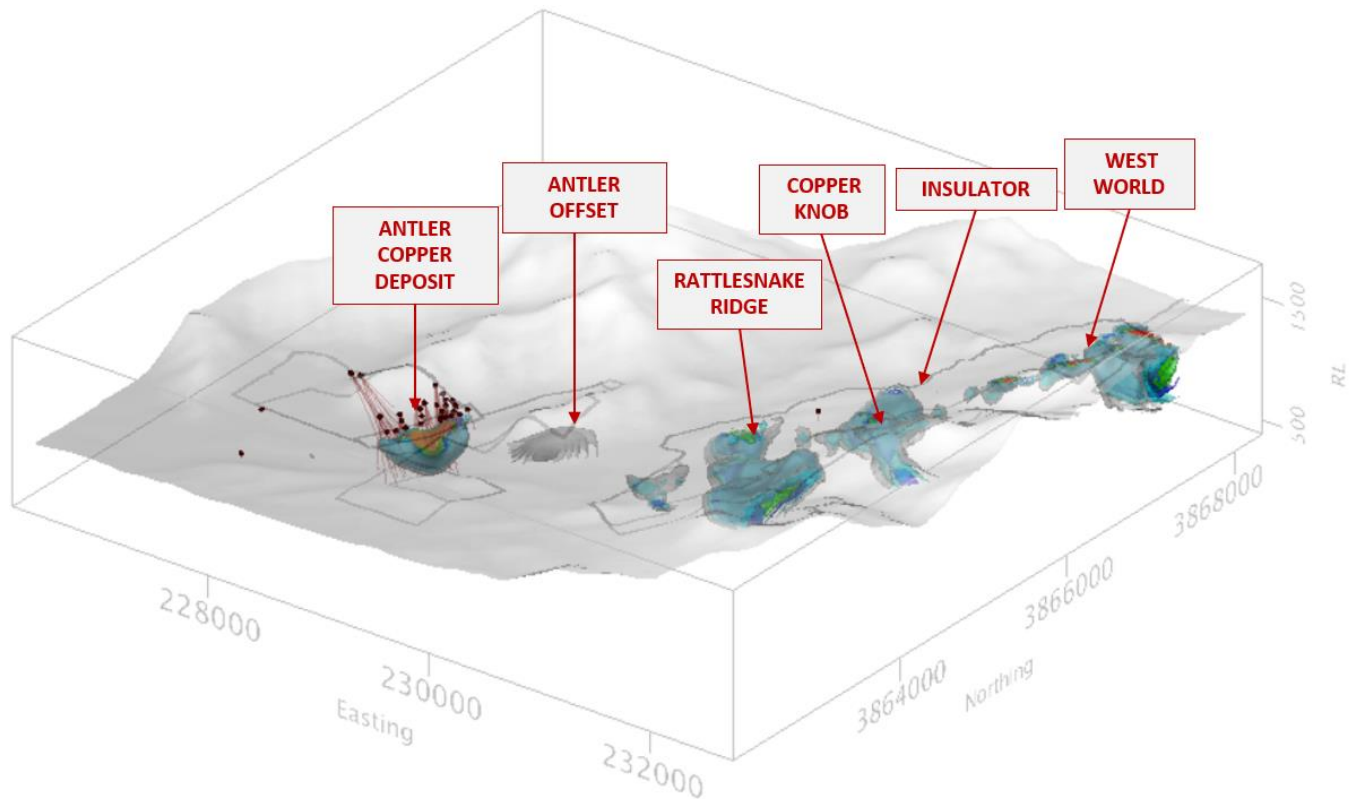


Figure 4. Orthogonal view illustrating the IP chargeability anomaly arising from the Antler Copper Deposit and multiple other undrilled IP chargeability anomalies over 6km of strike to the NE of the Antler Copper Deposit.

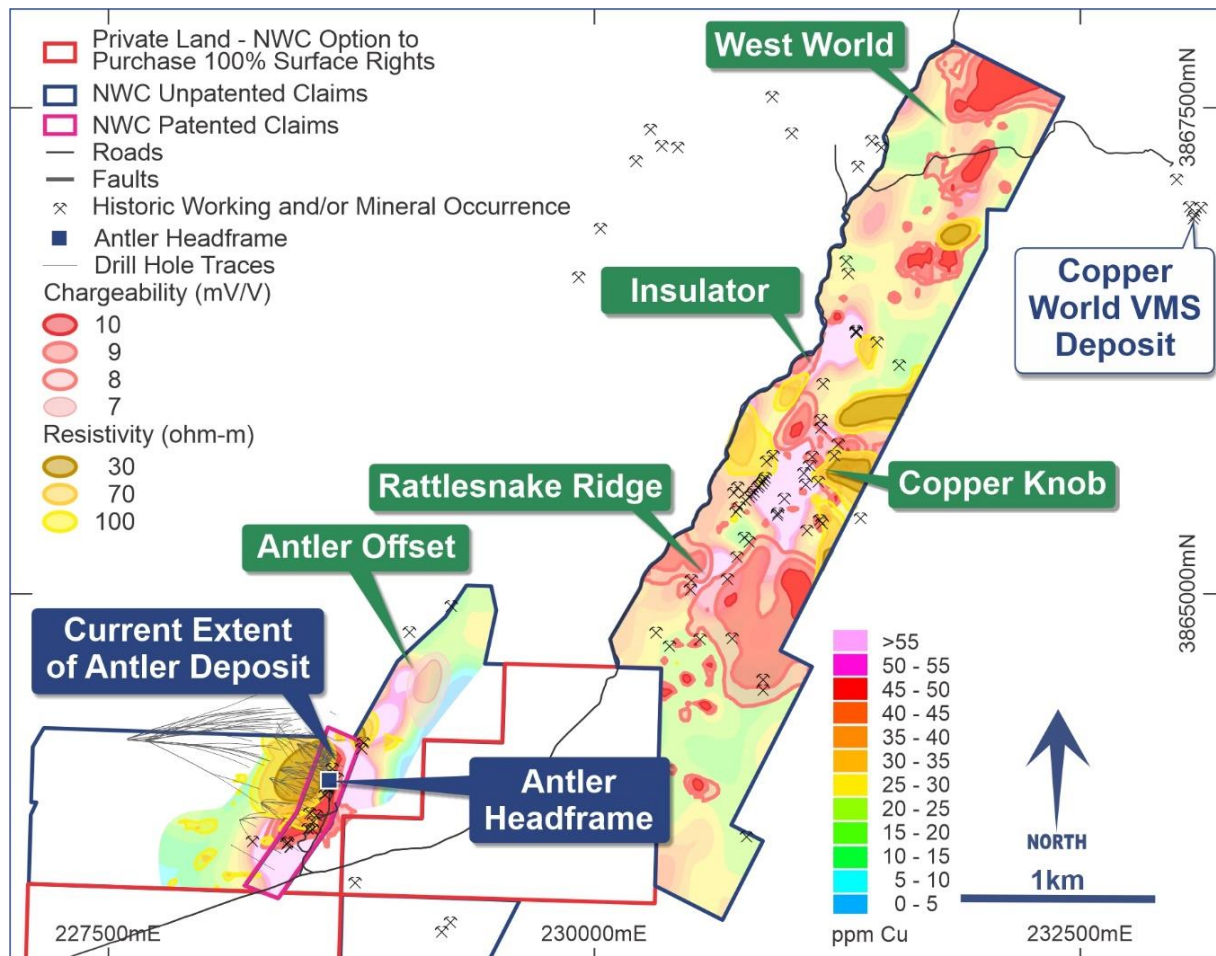


Figure 5. Plan view showing chargeability and conductivity anomalies defined by IP surveying superimposed on an image of copper in soil geochemistry anomalism at the Antler Copper Project.

Other high-priority targets have also been defined at:

- Both the southern and northern ends of the **Copper Knob Prospect** – where strong chargeability and conductivity anomalies have been delineated. Considerable copper oxide mineralisation is present in outcrop throughout this target area;
- the **West World Prospect** – where strong chargeability and conductivity anomalies both coincide with significant copper-in-soil geochemistry anomalism; and
- the **Antler Offset Prospect**, where a moderate chargeability anomaly has been delineated to coincide with strong copper and zinc soil geochemistry anomalism immediately to the north east of the Antler Deposit (see Figure 5).

Importantly, the sources of all of these high-priority IP anomalies are modelled to be located between 50m and 300m depth. So, while the widespread surface geochemistry anomalism in the surveyed area indicates the presence of significant mineralisation, the IP data indicates the sources of the anomalies are unlikely to appear at surface. As no drilling has been undertaken, previously, at any of these targets, these anomalies may arise from, as yet, undiscovered mineralisation.

The Company is now planning a drilling program to begin to test multiple targets arising from the recent IP survey. Drilling is expected to commence during 2023.

Mine Permit Applications

Over the coming months the larger and/or longer-life mine design that is expected to be defined in the updated Scoping Study (as a result of the 48% increase in the MRE) will be incorporated into mine permit applications.

Throughout HY2023, the Company continued to acquire additional baseline environmental and cultural data, which is required for mine permit application documents.

Some of the data being collected as part of the ongoing PFS, including a detailed hydrogeological model and geochemical characterisation of both waste rock and tailings, will also be incorporated into mine permit application documents.

The Company continues to target submission of documentation for permits that it anticipates will have the longest approval time, by mid-2023. Thereafter it will systematically apply for requisite permits that are expected to have shorter approval lead-times.

Tererro Copper-Gold-Zinc Project, New Mexico, USA

The Company's Tererro Project is centred on the Jones Hill VMS Deposit, which is located 8km south-west of the historical Pecos Mine in northern New Mexico (also a VMS deposit; see Figure 6). Between 1927 and 1939 approximately 2 million tonnes of ore was mined from the Pecos Deposit at average grades of 13.1% Zn, 4.0% Pb, 0.78% Cu, 116 g/t Ag and 3.63 g/t Au. Mining operations ceased in 1939.

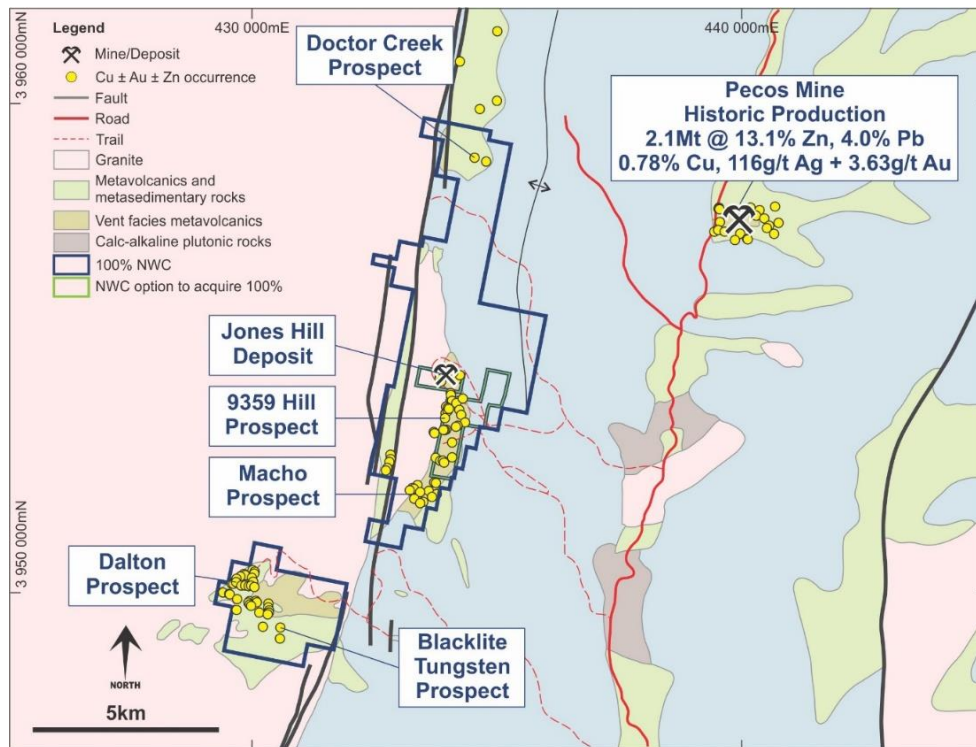


Figure 6. Geology of the Company's Tererro Cu-Au-Zn Project and surrounds, New Mexico, USA.

While mineralisation had been known to be present at the Jones Hill Deposit since the 1800s; with small scale workings active in the 1930s and 1940s; massive sulphide mineralisation was not discovered at the Deposit until 1977 when Conoco Inc. was implementing a concerted exploration program after optioning the Project in 1974.

57 diamond core holes were drilled at the Jones Hill Deposit between 1977 and 1984 (see Figure 7). Thick mineralisation, which comes to surface, provides the potential for low mining costs, with significant intersections in historical diamond drilling including:

- **94.8m @ 5.24 g/t Au, 0.83% Cu, 0.32% Pb, 0.68% Zn and 24.3 g/t Ag from 203.9m (J25), including:**
 - 5.5m @ 13.10 g/t Au, 1.37% Cu, 0.64% Zn and 24.6 g/t Ag from 210.3m;
 - 30.6m @ 7.73 g/t Au, 1.13% Cu, 0.47% Pb, 0.72% Zn and 32.7 g/t Ag from 249.8m; and
 - 8.0m @ 8.73 g/t Au, 1.90% Cu, 0.26% Pb, 0.58% Zn and 43.9 g/t Ag from 286.5m
- **33.2m @ 2.34 g/t Au, 2.76% Cu, 0.09% Pb, 6.01% Zn and 22.5 g/t Ag from 185.0m (J9)**
- **48.6m @ 2.88 g/t Au, 1.00% Cu, 0.48% Pb, 0.49% Zn and 36.6 g/t Ag from 130.0m (J7), including:**
 - 19.1m @ 3.52 g/t Au, 1.57% Cu, 0.63% Pb, 0.65% Zn and 48.7 g/t Ag from 145.8m
- **63.4m @ 3.05 g/t Au, 0.40% Cu, 0.21% Pb, 0.18% Zn and 17.2 g/t Ag from 284.4m (J27), including:**
 - 10.8m @ 5.41 g/t Au, 0.27% Cu, 0.57% Pb and 42.3 g/t Ag from 337.0m

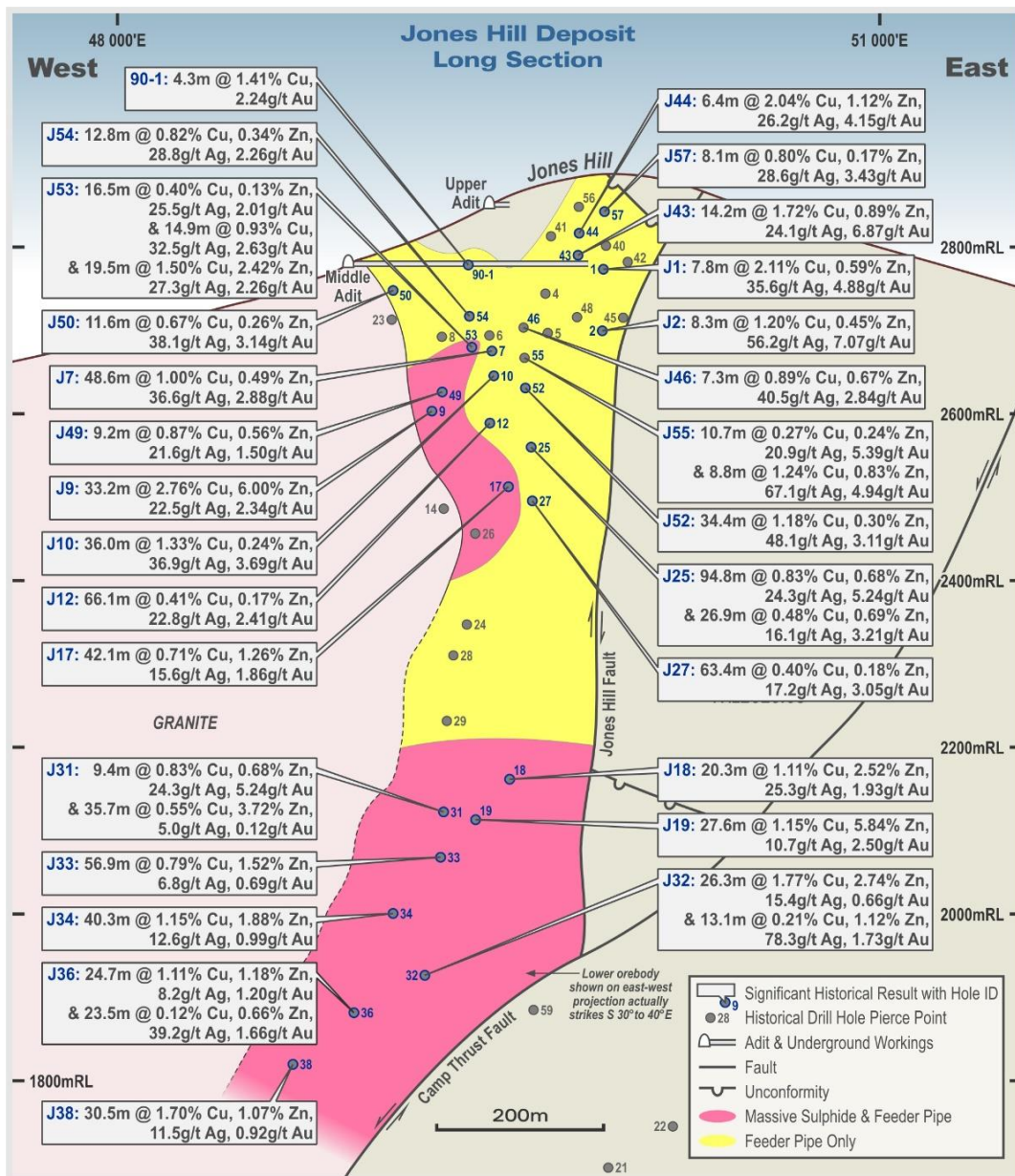


Figure 7. Long section illustrating mineralisation at the Jones Hill Deposit at the Company's Tererro Cu-Au-Zn Project. (Mineralised intervals are down-hole thicknesses and may differ from true thicknesses).

Following completion of the first 39 drill holes (22,129m), in 1981, Conoco Inc. calculated a historical Mineral Resource estimate for the Jones Hill Deposit which comprised:

5.7Mt @ 1.96 g/t Au, 1.02% Cu, 1.46% Zn, 0.24% Pb and 22.0 g/t Ag**

For further details on the Jones Hill Deposit historic mineral resource estimate, refer to the footnote on page 13 of this report. The Company has not yet been able to verify the historic mineral resource estimate and report a mineral resource estimate for the Jones Hill Deposit in accordance with the JORC Code (2012), as it has been unable to undertake its planned exploration programs. This is due to ongoing delays in securing the requisite permits to undertake exploration activities. Refer further below for details on the progress of the Company's proposed work programs, which will include activities aimed at evaluating the historical estimate and determining a mineral resource estimate for the Jones Hill Deposit in accordance with the JORC Code (2012).

Maiden Drilling Program

Applications have been submitted to obtain permits required to commence a maiden drilling program at the Jones Hill Deposit. The Company continues to work with regulators to advance these permit applications.

The initial applications are seeking permission to drill at and around the Jones Hill Deposit, utilising existing roads and historical drill pads in order to minimise disturbance.

CORPORATE

During HY2023, the Company completed the following placements, which raised a total of \$16.0 million (before costs) through the issue of:

- (i) In August 2022, 250 million fully-paid ordinary shares ("Shares") at an issue price of \$0.032 per share, to raise \$8 million; and
- (ii) In December 2022, 250 million Shares at an issue price of \$0.032 per share, to raise \$8 million.

In addition, on 12 October 2022, following receipt of shareholder approval, the Company completed a placement to its directors of 5 million Shares at an issue price of \$0.032 per share to raise an additional \$160,000.

Other changes in equity securities during HY2023 were as follows:

- (i) In July 2022, 9,000,000 unlisted options were issued to US-based employees and consultants, each exercisable at 4.6 cents on or before 17 July 2025;
- (ii) In December 2022, 24,000,000 unlisted options were issued to key management and other employees, each exercisable at 4.9 cents on or before 8 December 2026;
- (iii) In December 2022, 3,374,206 unlisted performance rights, expiring 30 November 2025, vested and were converted into an equivalent number of Shares and
- (iv) A total of 72,041,177 unlisted options, each exercisable at 3.85 cents, expired during the financial period.

In December 2022, experienced Mining Engineer, Mr Nick Woolrych, joined New World's Board as a Non-Executive Director. Nick has more than 20 years' experience in the natural resources industry. He has significant financing, operational, contracting and project development experience in Australia and internationally. Nick's skills and knowledge will be very valuable to New World as it advances the Antler Copper Deposit back into production.

EVENTS SUBSEQUENT TO REPORTING DATE

The following significant events have taken place since balance date:

- On 9 February 2023, the Company issued 215,017 Shares pursuant to the cashless exercise of 1,000,000 options, each exercisable at \$0.046 on or before 17 July 2025; and
- On 16 February 2023, the Company issued 24,750,000 options to directors, each exercisable at \$0.049 on or before 8 December 2026. The issue of the options was approved by shareholders at the General Meeting held on 16 February 2023.

Apart from the above events there are no matters or circumstances that have arisen since the balance date which significantly affects or may significantly affect the operations of the Group, the results of those operations, or the state of affairs of the Group in future financial years.

AUDITOR'S INDEPENDENCE DECLARATION

Section 307C of the Corporations Act 2001 requires our auditor, Stantons, to provide the directors of the company with an Independence Declaration in relation to the review of the interim financial report. This Independence Declaration is set out on page 15 and forms part of this directors' report for the half-year ended 31 December 2022.

This report is signed in accordance with a resolution of the Board of Directors made pursuant to s.306(3) of the Corporations Act 2001.



.....
Richard Hill
Chairman
16 March 2023

Additional Information for the Review of Operations

Previously Reported Results

There is information in this report relating to:

- (i) the Mineral Resource Estimate for the Antler Copper Deposit, which was previously announced on 28 November 2022; and
- (ii) exploration results which were previously announced on 14 January, 9 and 20 March, 17 and 24 April, 12 May, 3 June, 7, 21 and 28 July, 3 and 31 August, 22 September, 22 October and 2 and 10 and 25 November 2020 and 18 January and 2, 12 and 19 March and 8 and 20 April, 20 May, 21 June, 15 and 29 July, 16 August, 22 September, 13 October and 5 and 30 November 2021, 20 January, 1 March 20 April and 14 and 22 July, 26 September, 4 and 11 October, 22 November and 5 December 2022.

Other than as disclosed in those announcements, the Company confirms that it is not aware of any new information or data that materially affects the information included in the original market announcements, and that all material assumptions and technical parameters have not materially changed. The Company also confirms that the form and context in which the Competent Person's findings are presented have not been materially modified from the original market announcements.

All references to the Scoping Study and its outcomes in this report relate to the announcement of 11 July 2022 titled "Scoping Study Results – Antler Copper Project". Please refer to that announcement for full details and supporting information.

Copper Equivalent Calculations

Copper equivalent grades have previously been calculated based on the parameters set out in New World's announcements to the ASX on 12 May, 3 August, 31 August, 22 September and 2 and 25 November 2020, and 18 January, 19 March, 8 April, 20 May, 21 June, 15 and 29 July, 16 August, 22 September, 13 October, 5 and 30 November 2021 and 20 January, 1 March, 20 April, 14 July 26 September, 11 October and 5 December 2022.

Notes to Historical Mineral Resource Estimate for the Jones Hill Deposit:

The historic resource estimate for the Jones Hill Deposit is detailed below:

Table 1. Historic (1981) Mineral Resource estimate for the Jones Hill Deposit.

Zone	Tonnes	Au (g/t)	Cu %	Pb %	Zn %	Ag (g/t)
Upper	3,649,666	2.74	0.81	0.33	0.62	27.1
Lower	2,134,642	0.62	1.39	0.08	2.89	11.7
Total	5,784,307	1.96	1.02	0.24	1.46	21.4

1. Readers are referred to the Company's initial market release dated 9 April 2019 which provides supporting information on the historical resource estimate.
2. The Company confirms that the supporting information disclosed in the initial market announcement continue to apply and has not materially changed.
3. Readers are cautioned that this estimate is a "historical estimate" under ASX Listing Rule 5.12 and is not reported in accordance with the JORC Code.
4. A Competent Person has not yet undertaken sufficient work to classify the historic estimate as mineral resources or ore reserves in accordance with the JORC Code.
5. It is uncertain that, following evaluation and/or further exploration work, it will be possible to report this historical estimate as mineral resources or ore reserves in accordance with the JORC Code.

Forward Looking Statements

Information included in this report constitutes forward-looking statements. When used in this announcement, forward-looking statements can be identified by words such as "anticipate", "believe", "could", "estimate", "expect", "future", "intend", "may", "opportunity", "plan", "potential", "project", "seek", "will" and other similar words that involve risks and uncertainties.

Forward-looking statements inherently involve known and unknown risks, uncertainties and other factors that may cause the Company's actual results, performance and achievements to differ materially from any future results, performance or achievements. Relevant factors may include, but are not limited to, changes in commodity prices, foreign exchange fluctuations and general economic conditions, increased costs and demand for production inputs, the speculative nature of exploration and project development, including the risks of obtaining necessary licences and permits and diminishing quantities or grades of resources and reserves, political and social risks, changes to the regulatory framework within which the Company operates or may in the future operate, environmental conditions including extreme weather conditions, recruitment and retention of personnel, industrial relations issues and litigation as well as other uncertainties and risks set out in the announcements made by the Company from time to time with the Australian Securities Exchange.

Forward-looking statements are not guarantees of future performance and involve known and unknown risks, uncertainties, assumptions and other important factors, many of which are beyond the control of the Company, its directors and management of the Company that could cause the Company's actual results to differ materially from the results expressed or anticipated in these statements.

The Company cannot and does not give any assurance that the results, performance or achievements expressed or implied by the forward-looking statements contained in this announcement will actually occur and investors are cautioned not to place undue reliance on these forward-looking statements. The Company does not undertake to update or revise forward-looking statements, or to publish prospective financial information in the future, regardless of whether new information, future events or any other factors affect the information contained in this report, except where required by applicable law and stock exchange listing requirements.



PO Box 1908
West Perth WA 6872
Australia
Level 2, 40 Kings Park Road
West Perth WA 6005
Australia
Tel: +61 8 9481 3188
Fax: +61 8 9321 1204
ABN: 84 144 581 519
www.stantons.com.au

16 March 2023

Board of Directors
Unit 24-26, Level 3
22 Railway Road
Subiaco WA 6008

Dear Sirs

RE: NEW WORLD RESOURCES LIMITED

In accordance with section 307C of the *Corporations Act 2001*, I am pleased to provide the following declaration of independence to the directors of New World Resources Limited.

As Audit Director for the review of the financial statements of New World Resources Limited for the half-year ended 31 December 2022, I declare that to the best of my knowledge and belief, there have been no contraventions of:

- (i) the auditor independence requirements of the *Corporations Act 2001* in relation to the review; and
- (ii) any applicable code of professional conduct in relation to the review.

Yours faithfully

STANTONS INTERNATIONAL AUDIT AND CONSULTING PTY LTD
(An Authorised Audit Company)

Samir Tirodkar
Director



CONSOLIDATED STATEMENT OF PROFIT OR LOSS AND COMPREHENSIVE INCOME
FOR THE HALF-YEAR ENDED 31 DECEMBER 2022

		Consolidated	
	Note	31 December 2022 \$	31 December 2021 \$
Continuing operations			
Other income		12,381	894
Administration		(73,513)	(442,834)
Exploration expenditure write off	2	-	(12,080,981)
Directors' costs		(138,197)	(140,781)
Share based payment expense		(261,506)	-
Performance rights payment expense		(242,179)	(582,417)
Other expenses		(312,538)	(191,854)
Loss before income tax		(1,015,552)	(13,437,973)
Income tax benefit		-	-
Net loss for the period		(1,015,552)	(13,437,973)
Other comprehensive income:			
<i>Items that will not be subsequently reclassified to profit or loss</i>			
Changes in fair value of financial assets	11	61,333	(86,666)
<i>Items that may be reclassified to profit or loss</i>			
Exchange differences on translation of foreign operations		(57,979)	635,925
Other comprehensive loss for the period		3,354	549,259
Total comprehensive loss for the period		(1,012,198)	(12,888,714)
Basic and diluted loss per share from continuing operations (cents per share)		(0.06)	(0.85)

The accompanying notes form part of these consolidated financial statements.

CONSOLIDATED STATEMENT OF FINANCIAL POSITION **AS AT 31 DECEMBER 2022**

	Notes	Consolidated	
		31 December 2022 \$	30 June 2022 \$
Assets			
Current Assets			
Cash and cash equivalents		9,089,713	4,360,320
Trade and other receivables		271,584	326,067
Prepayments		234,581	268,045
Total Current Assets		9,595,878	4,954,432
Non-Current Assets			
Financial assets - fair value OCI	11	153,333	92,000
Property, plant and equipment		45,576	50,143
Deferred exploration and evaluation expenditure	2	42,180,184	33,689,364
Total Non-Current Assets		42,379,093	33,831,507
Total Assets		51,974,971	38,785,939
Liabilities			
Current Liabilities			
Trade and other payables		1,076,351	2,504,730
Total Current Liabilities		1,076,351	2,504,730
Total Liabilities		1,076,351	2,504,730
Net Assets		50,898,620	36,281,209
Equity			
Issued capital	3	130,639,231	115,324,351
Reserves		15,691,823	15,373,740
Accumulated losses		(95,432,434)	(94,416,882)
Total Equity		50,898,620	36,281,209

The accompanying notes form part of these consolidated financial statements.

**CONSOLIDATED STATEMENT OF CHANGES IN EQUITY
FOR THE HALF-YEAR ENDED 31 DECEMBER 2022**

	Issued Capital	Accumulated Losses	Option Reserve	Share-based Payment Reserve	Perf. Rights Reserve	Fair Value Reserve	Foreign Exchange Reserve	Total Equity
	\$	\$	\$	\$	\$	\$	\$	\$
Balance at 1 July 2021	118,518,264	(82,409,467)	8,378,799	3,540,287	361,824	(6,667)	569,749	48,952,789
Loss for the period	-	(13,437,973)	-	-	-	-	-	(13,437,973)
Changes in fair value of financial assets – fair value OCI	-	-	-	-	-	(86,666)	-	(86,666)
Exchange differences on translation of foreign operations	-	-	-	-	-	-	635,925	635,925
Total comprehensive loss for the period	-	(13,437,973)	-	-	-	(86,666)	635,925	(12,888,714)
Performance rights vested during the half-year	-	-	-	-	582,417	-	-	582,417
Performance rights converted to shares during the half-year	417,711	-	-	-	(417,711)	-	-	-
Shares issued during the half-year	746,173	-	-	-	-	-	-	746,173
Share issue costs during the half -year	(13,946)	-	-	-	-	-	-	(13,946)
Balance at 31 December 2021	119,668,202	(95,847,440)	8,378,799	3,540,287	526,530	(93,333)	1,205,674	37,378,719
Balance at 1 July 2022	115,324,351	(94,416,882)	8,378,799	3,540,287	551,396	(94,667)	2,997,925	36,281,209
Loss for the period	-	(1,015,552)	-	-	-	-	-	(1,015,552)
Changes in fair value of financial assets – fair value OCI	-	-	-	-	-	61,333	-	61,333
Exchange differences on translation of foreign operations	-	-	-	-	-	-	(57,979)	(57,979)
Total comprehensive loss for the period	-	(1,015,552)	-	-	-	61,333	(57,979)	(1,012,198)
Options issued during the half-year	-	-	-	261,506	-	-	-	261,506
Performance rights vested during the half-year	-	-	-	-	242,179	-	-	242,179
Performance rights converted to shares during the half-year	188,956	-	-	-	(188,956)	-	-	-
Shares issued during the half-year	16,160,000	-	-	-	-	-	-	16,160,000
Share issue costs during the half -year	(1,034,076)	-	-	-	-	-	-	(1,034,076)
Balance at 31 December 2022	130,639,231	(95,432,434)	8,378,799	3,801,793	604,619	(33,334)	2,939,946	50,898,620

The accompanying notes form part of these consolidated financial statements.

CONSOLIDATED STATEMENT OF CASH FLOWS FOR THE HALF-YEAR ENDED 31 DECEMBER 2022

	Consolidated	
	31 December 2022	31 December 2021
	\$	\$
	Inflows/(Outflows)	
Cash flows from operating activities		
Payments to suppliers and employees	(631,687)	(687,955)
Interest received	12,381	894
Net cash (used) in operating activities	(619,306)	(687,061)
Cash flows from investing activities		
Payments for exploration and evaluation expenditure	(9,699,888)	(9,567,760)
Net cash (used) in investing activities	(9,699,888)	(9,567,760)
Cash flows from financing activities		
Transaction costs of issue of shares	(1,034,076)	(13,946)
Proceeds from exercise of options	-	732,500
Proceeds from issue of shares	16,160,000	-
Net cash provided by financing activities	15,125,924	718,554
Net increase/(decrease) in cash and cash equivalents	4,806,730	(9,536,267)
Cash and cash equivalents at the beginning of the period	4,360,320	23,077,953
Effects of foreign currency exchange	(77,337)	55,205
Cash and cash equivalents at the end of the period	9,089,713	13,596,891

The accompanying notes form part of these consolidated financial statements.

CONDENSED NOTES TO THE CONSOLIDATED FINANCIAL STATEMENTS FOR THE HALF-YEAR ENDED 31 DECEMBER 2022

NOTE 1: STATEMENT OF SIGNIFICANT ACCOUNTING POLICIES

Statement of compliance

These interim consolidated financial statements are general purpose financial statements prepared in accordance with the requirements of the Corporations Act 2001, applicable accounting standards including AASB 134 'Interim Financial Reporting', Accounting Interpretations and other authoritative pronouncements of the Australian Accounting Standards Board ('AASB'). Compliance with AASB 134 ensures compliance with IAS 34 'Interim Financial Reporting'.

This condensed half-year report does not include full disclosures of the type normally included in an annual financial report. Therefore, it cannot be expected to provide as full an understanding of the financial performance, financial position and cash flows of the Group as in the full financial report.

It is recommended that this financial report be read in conjunction with the annual financial report for the year ended 30 June 2022 and any public announcements made by New World and its subsidiaries during the half-year in accordance with continuous disclosure requirements arising under the Corporations Act 2001 and the ASX Listing Rules.

The accounting policies and methods of computation adopted are consistent with those of the previous financial year and corresponding interim reporting period, except as noted in the note on adoption of new and revised accounting standards. These accounting policies are consistent with Australian Accounting Standards and with International Financial Reporting Standards.

The interim financial statements were authorised for issue on 16 March 2023.

Basis of preparation

The interim financial statements have been prepared on a historical cost basis, except Financial Assets Fair Value OCI. Cost is based on the fair value of the consideration given in exchange for assets. The Company is domiciled in Australia and all amounts are presented in Australian dollars, unless otherwise noted.

For the purpose of preparing the interim report, the half-year has been treated as a discrete reporting period.

Significant accounting judgments and key estimates

The preparation of interim financial reports requires management to make judgments, estimates and assumptions that affect the application of accounting policies and the reported amounts of assets, liabilities, income and expense. Actual results may differ from these estimates.

In preparing this interim report, the significant judgments made by management in applying the Group's accounting policies and the key sources of estimation uncertainty were the same as those that applied to the consolidated financial report for the year ended 30 June 2022.

Going concern

The financial report has been prepared on the basis of accounting principles applicable to a going concern, which assumes the commercial realisation of the future potential of New World's assets and the discharge of its liabilities in the normal course of business.

As at 31 December 2022, the Group had cash and cash equivalents of \$9,089,713, a loss for the half-year of \$1,015,552 and a net cash inflows from operating, investing and financing activities of \$4,729,393. The consolidated loss includes write-off of exploration expenditure of \$nil (31 December 2021: \$12,080,981).

The Group's ability to continue as a going concern is dependent upon it maintaining sufficient funds for its operations and commitments. The Directors consider the basis of going concern to be appropriate for the following reasons:

- current level of cash and cash equivalents;
- the quality of the Group's exploration assets and underlying prospects to raise additional equity capital;
- the discretionary nature of a significant proportion of the Group's planned exploration spend; and
- the potential to farm-down or dispose of its mineral interests.

Accordingly, the Directors believe that New World Resources will obtain sufficient funding to enable it to continue as a going concern and that it is appropriate to adopt that basis of accounting in the preparation of the financial report.

CONDENSED NOTES TO THE CONSOLIDATED FINANCIAL STATEMENTS FOR THE HALF-YEAR ENDED 31 DECEMBER 2022

NOTE 1: STATEMENT OF SIGNIFICANT ACCOUNTING POLICIES (continued)

Adoption of new and revised Accounting Standards

New and amended accounting standards and interpretations adopted by the Group

The Group has considered the implications of new and amended Accounting Standards but determined that their application to the financial statements is either not relevant or not material.

NOTE 2: DEFERRED EXPLORATION AND EVALUATION EXPENDITURE

	Consolidated	
	31 December 2022	30 June 2022
	\$	\$
Costs carried forward in respect of areas of interest in the following phases:		
Exploration and evaluation phase – at cost		
Balance at beginning of period	33,689,364	26,120,266
Expenditure incurred	8,122,046	20,463,063
Disposal of cobalt assets ⁽ⁱ⁾	-	(2,308,120)
	41,811,410	44,275,209
Net exchange differences on translation	368,774	1,749,594
Exploration expenditure write off ⁽ⁱⁱ⁾	-	(4,933,861)
Acquisition cost written off ⁽ⁱⁱ⁾	-	(7,401,578)
Total deferred exploration and evaluation expenditure	42,180,184	33,689,364

(i) On 21 January 2022, the Group entered into a membership interest purchase agreement with Koba Inc, a wholly-owned subsidiary of Koba Resources Limited, pursuant to which Koba Inc, acquired the Group's cobalt assets for US\$1,660,000. Koba Resources Limited was subsequently demerged from the Group on 26 April 2022.

(ii) The exploration expenditure write-offs and acquisition cost written off relates to the carrying value of the Group's cobalt assets, which included the initial acquisition costs for Liaz Pty Ltd of \$7,401,578. The write-off was undertaken as a result of the demerger of the Group's cobalt assets.

The recoupment of costs carried forward in relation to areas of interest in the exploration and evaluation phases is dependent upon the successful development and commercial exploitation or sale of the respective areas.

NOTE 3: ISSUED CAPITAL

	Consolidated	
	31 December 2022	30 June 2022
	\$	\$
Issued capital	137,644,532	121,295,576
Share issue costs	(7,005,301)	(5,971,225)
	130,639,231	115,324,351

CONDENSED NOTES TO THE CONSOLIDATED FINANCIAL STATEMENTS FOR THE HALF-YEAR ENDED 31 DECEMBER 2022

NOTE 3: ISSUED CAPITAL (continued)

	Six months to 31 December 2022	Year to 30 June 2022	Six months to 31 December 2022	Year to 30 June 2022
	No.	No.	\$	\$
<i>Movements in ordinary shares on issue (prior to share issue costs)</i>				
At the beginning of the period/year	1,596,902,822	1,564,302,118	121,295,576	124,474,293
Shares issued on exercise of options ⁽ⁱ⁾	-	24,937,500	-	777,500
Shares issued in consideration for Columbia Mine ⁽ⁱⁱ⁾	-	204,078	-	13,673
Shares issued on conversion of performance rights ⁽ⁱⁱⁱ⁾	3,374,206	7,459,126	188,956	417,711
Reduction in capital ^(iv)	-	-	-	(4,387,601)
Shares issued pursuant to placement ^(v)	250,000,000	-	8,000,000	-
Shares issued pursuant to placement to Directors ^(vi)	5,000,000	-	160,000	-
Shares issued pursuant to placement ^(vii)	250,000,000	-	8,000,000	-
At the end of the period	2,105,277,028	1,596,902,822	137,644,532	121,295,576

- (i) The Company issued 24,937,500 Shares in July, September, October, November, December 2021 and March 2022 in relation to the exercise of options.
- (ii) The Company issued 204,078 Shares in October 2021, being part consideration for the rights to explore and develop the Columbia Mine.
- (iii) The Company issued 7,459,126 Shares in December 2021 and 3,374,206 Shares in December 2022 in relation to the conversion of performance rights upon achievement of vesting conditions.
- (iv) In April 2022, the Company completed the demerger of its wholly owned subsidiary Koba Resources Limited ("Koba"), via a return of capital in the form of an in-specie distribution of 20,000,000 shares in Koba to eligible shareholders of the Company.
- (v) The Company issued 250,000,000 Shares at an issue price of \$0.032 per share in August 2022, pursuant to a placement.
- (vi) The Company issued 5,000,000 Shares at an issue price of \$0.032 per share in October 2022, pursuant to a placement to Directors.
- (vii) The Company issued 250,000,000 Shares at an issue price of \$0.032 per share in December 2022, pursuant to a placement.

NOTE 4: SEGMENT REPORTING

During the financial period ended 31 December 2022, the Group's exploration and evaluation activities focussed solely on its projects in North America.

NOTE 5: OPTION AND SHARE-BASED PAYMENTS RESERVE

	Consolidated	
	31 December 2022	30 June 2022
	\$	\$
Option Reserve	8,378,799	8,378,799
Share-Based Payments Reserve	3,801,793	3,540,287

CONDENSED NOTES TO THE CONSOLIDATED FINANCIAL STATEMENTS FOR THE HALF-YEAR ENDED 31 DECEMBER 2022

NOTE 5: OPTION AND SHARE-BASED PAYMENTS RESERVE (continued)

	Six months to 31 December 2022 No.	Year to 30 June 2022 No.
Movements in number of options over ordinary shares on issue		
At the beginning of the period/year	78,541,177	103,828,677
Issue of employee and consultant options ⁽ⁱ⁾	7,000,000	-
Issue of contractor options ⁽ⁱⁱ⁾	2,000,000	-
Issue of director, key management and other employee options ⁽ⁱⁱⁱ⁾	24,000,000	-
Lapse of options	(72,041,177)	(350,000)
Options exercised	-	(24,937,500)
At end of period/year	39,500,000	78,541,177

(i) The Company issued options to its employees – 7,000,000 options were issued on 18 July 2022.

(ii) The Company issued options to contractors – 2,000,000 options were issued on 18 July 2022.

(iii) The Company issued options to directors, key management and employees – 24,000,000 options were issued on 9 December 2022.

NOTE 6: PERFORMANCE RIGHTS

	Consolidated	
	Six months to 31 December 2022 \$	Year to 30 June 2022 \$
At beginning of period/year	551,396	361,824
Issued during the period/year	-	-
Vested during period/year	242,179	607,283
Exercised during the period/year	(188,956)	(417,711)
At end of period/year	604,619	551,396
	No.	No.
Movements in performance rights over ordinary shares on issue		
At start of period/year	26,040,874	33,500,000
Performance rights exercised	(3,374,206)	(7,459,126)
At end of period	22,666,668	26,040,874

NOTE 7: CONTINGENT LIABILITIES

There has been no change in contingent liabilities since the last annual reporting date.

CONDENSED NOTES TO THE CONSOLIDATED FINANCIAL STATEMENTS FOR THE HALF-YEAR ENDED 31 DECEMBER 2022

NOTE 8: FINANCIAL INSTRUMENTS

The Directors consider that the carrying value of the financial assets and financial liabilities recognised in the consolidated financial statements approximate their fair value.

NOTE 9: EVENTS SUBSEQUENT TO REPORTING DATE

The following significant events have taken place since balance date:

- On 9 February 2023, the Company issued 215,017 Shares pursuant to the cashless exercise of 1,000,000 options, each exercisable at \$0.046 on or before 17 July 2025: and
- On 16 February 2023, the Company issued 24,750,000 options to directors, each exercisable at \$0.049 on or before 8 December 2026. The issue of the options was approved by shareholders at the General Meeting held on 16 February 2023.

Apart from the above events there are no matters or circumstances that have arisen since the balance date which significantly affects or may significantly affect the operations of the Group, the results of those operations, or the state of affairs of the Group in future financial years.

NOTE 10: COMMITMENTS

Jones Hill Deposit

The Company has entered into option agreements with two unrelated parties (Vendors), each of which hold 10 Federal mining claims over and around the Jones Hill VMS Deposit (Jones Hill Deposit), which forms part of the larger Tererro VMS Project. The agreements provide the Company with a twelve-year option to acquire a 100% interest in the Jones Hill Deposit. Remaining commitments related to the Jones Hill Deposit at reporting date but not recognised as liabilities, include the following:

1. The Company has until 16 June 2031 to conduct further exploration and to evaluate the development of a mining operation.
2. Until the Company completes a positive feasibility study into the development of Jones Hill, annual cash payments of US\$10,000 on or before 16 June each year, to extend its option for a further 12 months;
3. Once the Company completes a positive feasibility study into the development of Jones Hill, subsequent annual cash payments of US\$20,000 on or before 16 June each year, to extend its option for a further 12 months;
4. To exercise its option to acquire a 100% interest in the mining claims, the Company is required to pay each Vendor US\$500,000 (total US\$1,000,000). This option can be exercised at any time during the twelve-year option period. Title in the mining claims will be transferred to the Company at the time this payment is made;
5. On commencement of commercial production, the Company is required to pay each Vendor US\$1,000,000 (total US\$2,000,000); and
6. 24 months after commencement of commercial production, the Company is required to pay each Vendor US\$1,000,000 (total US\$2,000,000).

CONDENSED NOTES TO THE CONSOLIDATED FINANCIAL STATEMENTS FOR THE HALF-YEAR ENDED 31 DECEMBER 2022

NOTE 10: COMMITMENTS (continued)

Antler Copper Deposit

On 17 November 2020, the Group exercised its option to acquire 100% of the Antler Copper Project from SW Metals Inc. ("SWM"). Remaining obligations related to the Antler Copper Deposit at reporting date but not recognised as liabilities, are:

1. Annual payment of US\$75,000, which is payable on or before 6 March of each year until commencement of commercial production;
2. A further payment of US\$1,000,000 two months after commencement of commercial production (the "Production Payment");
3. Ten further cash payments of US\$100,000 each, on each monthly anniversary of the Production Payment;
4. Once the New World group has been reimbursed, from initial operational cash flows, 100% of the option costs and initial capital required to bring the Antler Project into production, a 10% net proceeds interest in the cash flows (pre-tax) from subsequent production ("NPI"); and
5. the Group can purchase the NPI (in whole or part) via purchase of SWM stock:
 - (i) at any time by providing notice on or before 8 March 2024, in exchange for the payment of \$10,000,000 or the proportionally reduced amount in the event of partial acquisition; or
 - (ii) on a single occasion, at any time by providing notice after 8 March 2024, in exchange for the payment of US\$10,000,000 plus an escalation factor calculated for the period from 9 March 2024 to the date of payment at a rate of 12% per cent per annum compounded annually, or the proportionally reduced amount in the event of a partial acquisition.

Cavalliere Ranch

On 2 March 2022, the Company announced that entered into a purchase option and sale agreement ("Property Option Agreement") that provides the Company with the right to acquire a 100% interest in 838.9 acres of private property immediately adjacent to the Antler Copper Project ("the Property"). The Company can exercise its option to acquire the Property at any time up until 25 February 2027.

Remaining commitments related to the Property Option Agreement at reporting date but not recognised as liabilities are as follows:

1. Annual payments, on or before 25 February, of US\$175,000 to maintain the option for a further 12 months ("Annual Option Payments");
2. Option exercise payment of US\$2,000,000 ("Purchase Price") to acquire a 100% interest in the Property. 50% of the initial option payment, being US\$250,000 paid in March 2022, and 50% of the Annual Option Payments will be credited towards the Purchase Price; and
3. Once the Company (a) no longer requires the Property for mining or other commercial purposes; and (b) has completed all reclamation obligations, it will provide the vendor the right to repurchase the Property for US\$1.00.

CONDENSED NOTES TO THE CONSOLIDATED FINANCIAL STATEMENTS FOR THE HALF-YEAR ENDED 31 DECEMBER 2022

NOTE 10: COMMITMENTS (continued)

Other

The Company's US subsidiaries also own other US mining claims which require annual renewal payments by 1 September each year. Failure to make a renewal payment would result in the forfeiture of the underlying claim. There are no additional minimum expenditure obligations in relation to these mining claims.

NOTE 11: FINANCIAL ASSET

The financial asset consists of investments in an ASX listed company. The fair value has been determined by reference to the published price on the ASX. At the balance date, the Company held 1,333,333 (2021: 1,333,333) ordinary shares in Buxton Resources Limited. The resulting change in the fair value profit of \$61,333 (30 June 2022: loss of \$88,000) has been recognised in Other Comprehensive Income.

	Consolidated	
	Six months to 31 December 2022	Year to 30 June 2022
	\$	\$
At beginning of period/year	92,000	180,000
Additions		
Changes in fair value	61,333	(88,000)
At end of period/year	153,333	92,000

DIRECTORS' DECLARATION

In the opinion of the Directors of New World Resources Limited:

1. The attached condensed consolidated financial statements and notes thereto are in accordance with the Corporations Act 2001 including:
 - a. complying with Accounting Standard *AASB 134: Interim Financial Reporting* and other mandatory professional reporting requirements; and
 - b. giving a true and fair view of the Group's financial position as at 31 December 2022 and of its performance for the half-year then ended; and
2. There are reasonable grounds to believe that the Group will be able to pay its debts as and when they become due and payable.

This declaration is signed in accordance with a resolution of the Board of Directors made pursuant to s.303(5) of the Corporations Act 2001.



Richard Hill
Chairman
16 March 2023

**INDEPENDENT AUDITOR'S REVIEW REPORT
TO THE MEMBERS OF
NEW WORLD RESOURCES LIMITED**

Report on the Half-Year Financial Report

Conclusion

We have reviewed the half-year financial report of New World Resources Limited (the "Company") and its controlled entities (the "Group"), which comprises the consolidated statement of financial position as at 31 December 2022, the consolidated statement of profit or loss and other comprehensive income, consolidated statement of changes in equity and consolidated statement of cash flows for the half-year ended on that date, condensed notes comprising a summary of significant accounting policies and other explanatory information, and the directors' declaration.

Based on our review, which is not an audit, we have not become aware of any matter that makes us believe that the accompanying half-year financial report of the Group does not comply with the *Corporations Act 2001* including:

- (a) giving a true and fair view of the Group's financial position as at 31 December 2022 and of its performance for the half-year ended on that date; and
- (b) complying with Accounting Standard AASB 134 *Interim Financial Reporting* and the *Corporations Regulations 2001*.

Basis for Conclusion

We conducted our review in accordance with ASRE 2410 *Review of a Financial Report Performed by the Independent Auditor of the Entity*. Our responsibilities are further described in the Auditor's Responsibilities for the Review of the Financial Report section of our report. We are independent of the Company in accordance with the auditor independence requirements of the *Corporations Act 2001* and the ethical requirements of the Accounting Professional and Ethical Standards Board's APES 110 *Code of Ethics for Professional Accountants (including Independence Standards)* (the Code) that are relevant to our audit of the annual financial report in Australia. We have also fulfilled our other ethical responsibilities in accordance with the Code.

We confirm that the independence declaration required by the *Corporations Act 2001* has been given to the directors of the Company on 16 March 2023.

Responsibility of the Directors for the Financial Report

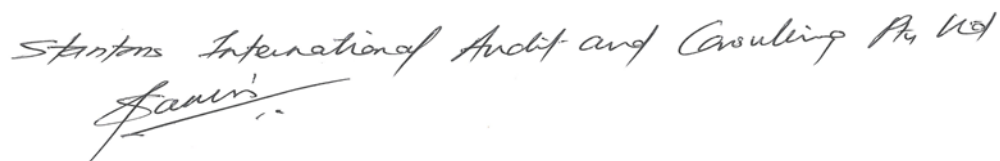
The directors of New World Resources Limited are responsible for the preparation of the half-year financial report that gives a true and fair view in accordance with Australian Accounting Standards and the *Corporations Act 2001* and for such internal control as the directors determine is necessary to enable the preparation of the half-year financial report that gives a true and fair view and is free from material misstatement, whether due to fraud or error.

Auditor's Responsibility for the Review of the Financial Report

Our responsibility is to express a conclusion on the half-year financial report based on our review. ASRE 2410 requires us to conclude whether we have become aware of any matter that makes us believe that the half-year financial report is not in accordance with the *Corporations Act 2001* including giving a true and fair view of the Company's financial position as at 31 December 2022 and its performance for the half-year ended on that date, and complying with Accounting Standard AASB 134 *Interim Financial Reporting* and the *Corporations Regulations 2001*.

A review of a half-year financial report consists of making enquiries, primarily of persons responsible for financial and accounting matters, and applying analytical and other review procedures. A review is substantially less in scope than an audit conducted in accordance with Australian Auditing Standards and consequently does not enable us to obtain assurance that we would become aware of all significant matters that might be identified in an audit. Accordingly, we do not express an audit opinion.

STANTONS INTERNATIONAL AUDIT AND CONSULTING PTY LTD
(An Authorised Audit Company)



Stantons International Audit and Consulting Pty Ltd
Samir

Samir Tirodkar
Director

West Perth, Western Australia
16 March 2023