

16 December 2022

## **Tietto processes first ore in Abujar SAG mill; First gold pour on track for December 2022**

---

### **Highlights:**

- Process plant practically complete and first ore processed at Tietto's 3.45Moz Abujar Gold Project
- First gold pour at Abujar on track for December 2022
- Structural mechanical piping (SMP) and electrical and instrumentation (E&I) installation practically complete with only non-process critical items remaining
- Tailings storage facility is nearing completion with final liner being placed this week and quality assurance checks being completed before deposition
- A flyover video showing Abujar construction progress is available [here](#)

West African gold explorer and developer Tietto Minerals Limited (ASX: TIE) (**Tietto** or the **Company**) is pleased to provide a project construction update for its fully funded **3.45Moz** Abujar Gold Project in Côte d'Ivoire, West Africa for activities during November 2022. Tietto is on track to deliver first gold at Abujar in December 2022.



*Figure 1: Abujar Gold Project is on track for first gold in December 2022*


### **Abujar Construction Activities**

The 90kV transmission line from Daloa is practically complete with the last four towers across the water dam expected to be completed in January 2023. All 12 containerised high speed diesel generators for the diesel backup power station are on site and commissioned.

The following figures show the progress achieved on site during November 2022.



*Figure 2: Abujar mill at night*



*Figure 3: Mining at AG Core*





**Figure 4: Crusher area**



**Figure 5: Abujar plant**





***Figure 6: CV-01 and reclaim***



***Figure 7: Accommodation camp and facilities***





*Figure 8: TSF progress*



*Figure 9: Water storage dam and diversion channel*



*Figure 10: Abujar 90kV substation*

### Next Steps

Tietto has no debt with zero gold hedging and is advancing towards first gold production at Abujar by the end Q4 CY22. Abujar is forecast to **produce 260,000oz gold in its first year of production**. Tietto is uniquely positioned to advance its dual strategy of 'Drill and Build' throughout 2022:

1. **Continue to drive rapid resource growth at the 3.45Moz Abujar Gold Project; and**
2. **Fast-track development of Abujar Gold Project to achieve first gold in Q4 CY22.**

Tietto aims to complete up to 120,000m of diamond drilling in CY2022 with its fleet of eight rigs in operation at Abujar, and it is finalising construction of the process plant and associated infrastructure, which remains on schedule.

Tietto expects first gold pour at Abujar Gold Project prior to the end of December 2022 and Abujar is on track to become West Africa's next producing gold mine.

### ENDS

This update has been authorised on behalf of Tietto Minerals Limited by:

**Dr Caigen Wang**  
Managing Director  
Tel: +61 8 9420 8270

**Mark Strizek**  
Executive Director  
Mob: +61 431 084 305



## Competent Persons' Statements

*The information in this report that relates to Exploration Targets and Exploration Results is based on information compiled by Mr Mark Strizek, a Competent Person who is a Member of The Australasian Institute of Mining and Metallurgy. Mr Strizek is a non-executive director of the Company. Mr Strizek has sufficient experience that is relevant to the style of mineralisation and type of deposit under consideration and to the activity being undertaken to qualify as a Competent Person as defined in the 2012 edition of the "Australasian Code for Reporting of Exploration Results, Mineral Resources and Ore Reserves". Mr Strizek consents to the inclusion in the announcement of the matters based on his information in the form and context in which it appears. Additionally, Mr Strizek confirms that the entity is not aware of any new information or data that materially affects the information contained in the ASX releases referred to in this report.*

*The information in this presentation that relates to Mineral Resources was prepared by RPM Global and released on the ASX platform on 11 April 2022. The Company confirms that it is not aware of any new information or data that materially affects the Minerals Resources in this publication. The Company confirms that all material assumptions and technical parameters underpinning the estimates continue to apply and have not materially changed. The Company confirms that the form and context in which the RPM Global's findings are presented have not been materially modified.*

*The information in this report that relates to Mineral Resources is based on information evaluated by Mr Jeremy Clark who is a Member of The Australasian Institute of Mining and Metallurgy (MAusIMM) and who has sufficient experience relevant to the style of mineralisation and type of deposit under consideration and to the activity which he is undertaking to qualify as a Competent Person as defined in the 2012 edition of the "Australasian Code for Reporting of Exploration Results, Mineral Resources and Ore Reserves". Mr Clark is an associate of RPM and he consents to the inclusion of the estimates in the report of the Mineral Resource in the form and context in which they appear.*

*The information in this report that relates to Ore Reserves was prepared by RPM and released on the ASX platform on 5 October 2021. The Company confirms that it is not aware of any new information or data that materially affects the Ore Reserves in this publication. The Company confirms that all material assumptions and technical parameters underpinning the estimates continue to apply and have not materially changed. The Company confirms that the form and context in which the RPM findings are presented have not been materially modified.*

*The information in the report that relates to Ore Reserves for the Abujar Gold Project is based on information compiled and reviewed by Mr. Igor Bojanic, who is a Fellow of the Australasian Institute of Mining and Metallurgy, and is an employee of RPM. Mr. Igor Bojanic has sufficient experience, which is relevant to the style of mineralisation and type of deposit under consideration and to the activity, which he has undertaken to qualify as a Competent Person, as defined in the 2012 Edition of the Australasian Code for the Reporting of Mineral Resources and Ore Reserves. Mr. Igor Bojanic is not aware of any potential for a conflict of interest in relation to this work for the Client. The estimates of Ore Reserves presented in this Statement have been carried out in accordance with the "Australasian Code for Reporting of Exploration Results, Mineral Resources and Ore Reserves" (30 September, 2021).*

## Compliance Statement

*This report contains information extracted from ASX market announcements reported in accordance with the 2012 edition of the "Australasian Code for Reporting of Exploration Results, Mineral Resources and Ore Reserves" ("2012 JORC Code") and available for viewing at [www.tietto.com](http://www.tietto.com). Includes results reported previously and published on ASX platform, 16 January 2018, 27 March 2018, 23 April 2018, 8 May 2018, 7 June 2018, 4 October 2018, 1 November 2018, 28 November 2018, 31 January 2019, 26 February 2019, 12 March 2019, 19 March 2019, 9 April 2019, 9 May 2019, 30 May 2019, 9 July 2019, 26 July 2019, 2 October 2019, 24 October 2019, 12 December 2019, 23 January 2020, 20 February 2020, 10 March 2020, 24 March 2020, 2 April 2020, 9 April 2020, 23 April 2020, 3 June 2020, 9 June 2020, 25 June 2020, 2 July 2020, 21 July 2020, 20 July 2020, 29 July 2020, 19 August 2020, 9 September 2020, 24 September 2020, 26 October 2020, 11 December 2020, 18 January 2021, 12 February 2021, 23 February 2021, 23 March 2021, 6 April 2021, 8 April 2021, 20 April 2021, 3 May 2021, 6 May 2021, 11 May 2021, 21 May 2021, 27 May 2021, 11 June 2021, 16 June 2021, 12 July 2021, 10 September 2021, 22 September 2021, 5 October 2021, 13 October 2021, 21 October 2021, 8 November 2021, 12 November 2021, 16 November 2021, 22 November 2021, 30 November 2021, 10 December 2021, 22 December 2021, 18 January 2022, 20 January 2022, 24 January 2022, 7 February 2022, 14 February 2022, 18 February 2022, 25 February 2022, 15 March 2022, 29 March 2022, 11 April 2022, 29 April 2022, 4 May 2022, 16 May 2022, 24 May 2022, 8 June 2022, 10 June 2022, 14 June 2022, 29 June 2022, 4 July 2022, 12 July 2022, 14 July 2022, 21 July 2022, 28 July 2022, 1 August 2022, 17 August 2022, 1 September 2022, 12 September 2022, 14 September 2022, 20 September 2022, 29 September 2022, 4 October 2022, 11 October 2022, 26 October 2022, 10 November 2022, 11 November 2022, 22 November 2022, 24 November 2022, 7 December 2022 and 12 December 2022. The Company confirms that all material assumptions and technical parameters underpinning the Mineral Resources and Ore Reserves continue to apply and have not materially changed. The Company confirms that it is not aware of any new information or data that materially affects the information included in the previous announcements.*

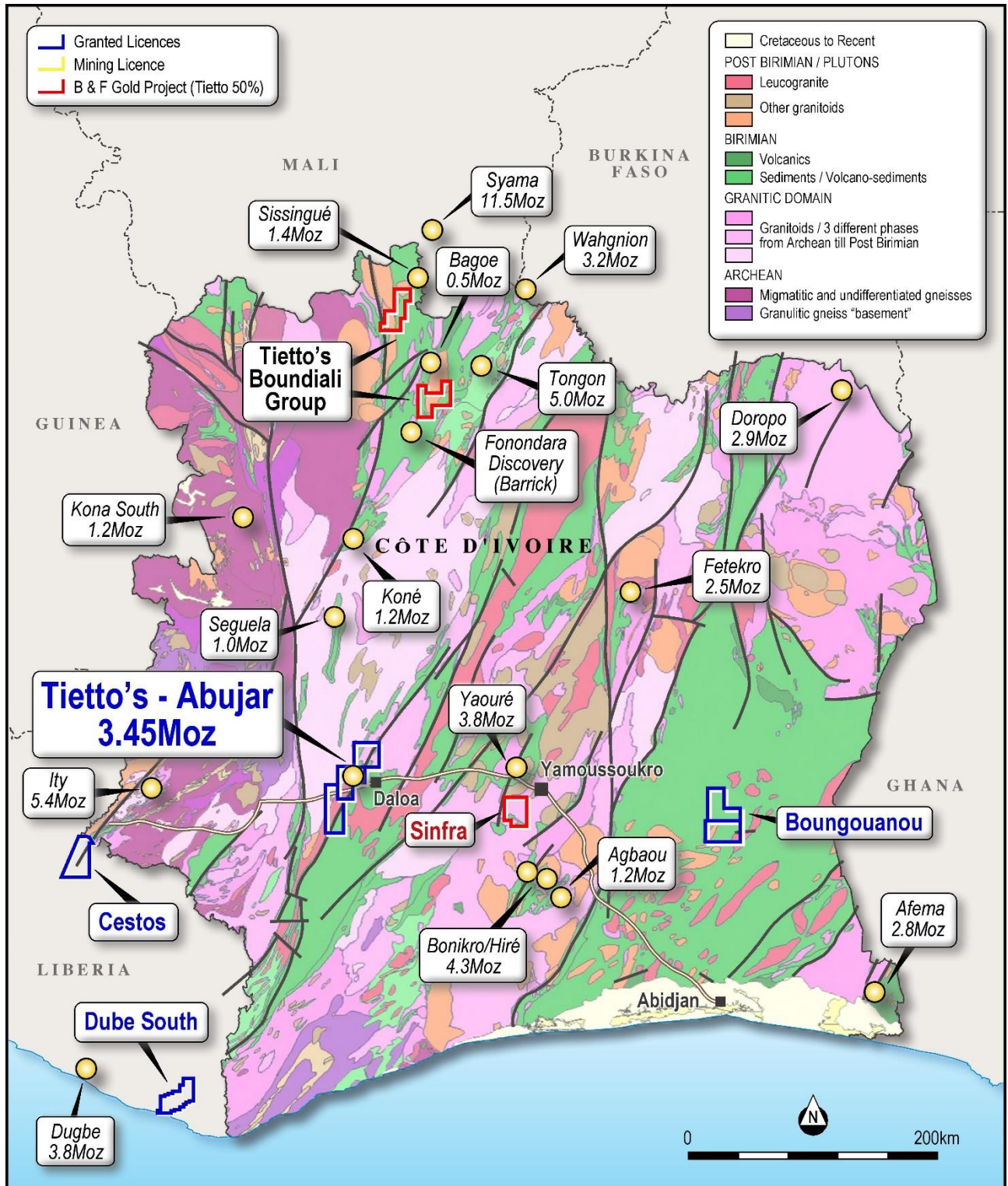


Figure 11: Plan view showing location of Tietto's Projects



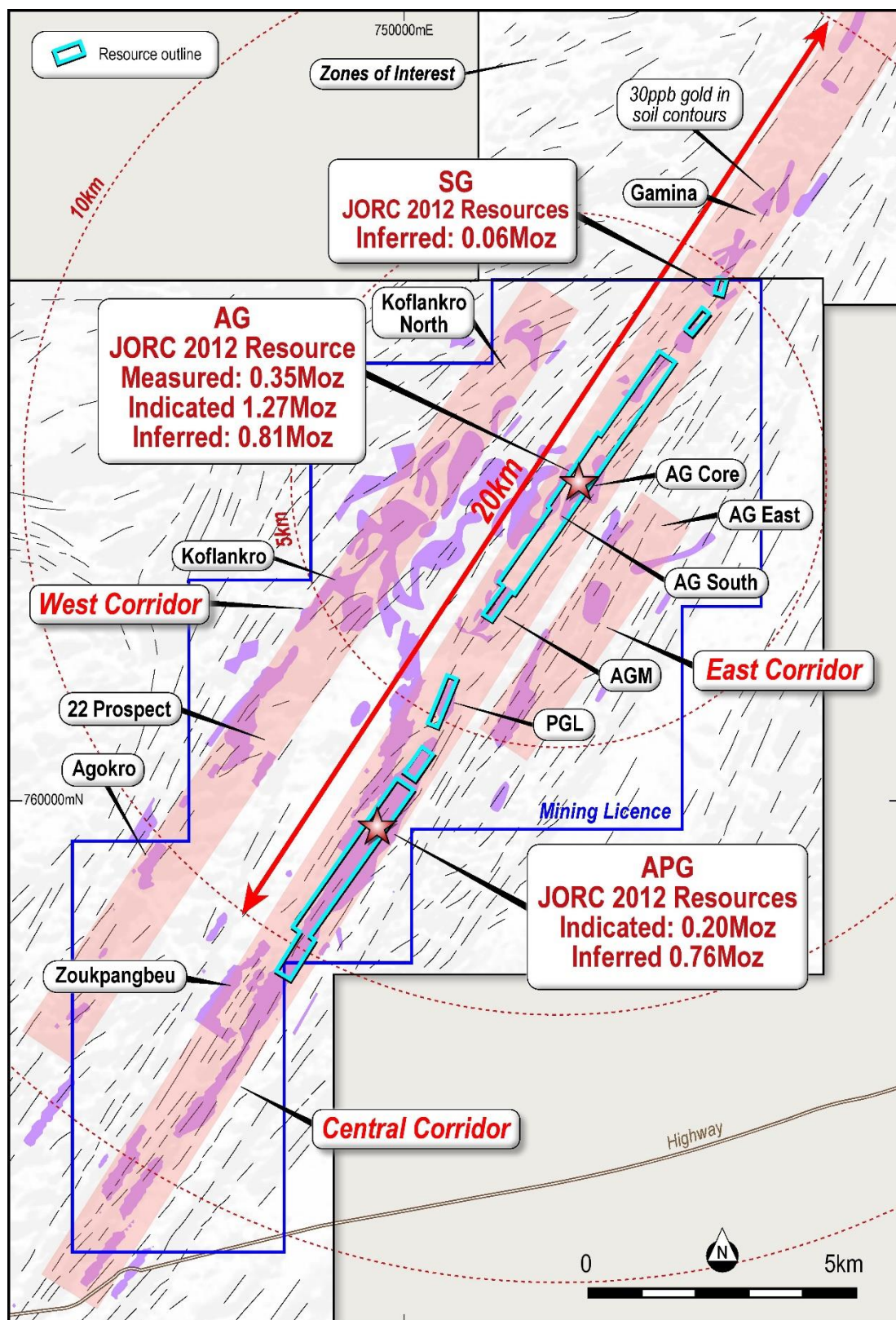


Figure 12: Plan view showing Abujar Project

## **Abujar Gold Project, Côte d'Ivoire**

The Abujar Gold Project is located approximately 30km from the major regional city of Daloa in central western Côte D'Ivoire. It is close to good regional and local infrastructure to facilitate exploration and development being only 15km from nearest tarred road and grid power.

The Abujar Gold Project is comprised of three contiguous exploration tenements, Middle, South and North tenement, with a total land area of 1,114km<sup>2</sup>, of which less than 10% has been explored. It features an NNE-orientated gold corridor over 70km striking across three tenements.

In December 2020, a gold exploitation (mining) licence within the Abujar Middle exploration tenement was granted. The mining tenement covers an area of 120.36km<sup>2</sup>.

Tietto is well placed to grow its resource inventory. It has substantially advanced the project since starting exploration in mid-2015 with the identification of 3.45 million ounces Measured, Indicated, and Inferred JORC 2012 Mineral Resources and has completed metallurgical test work and a DFS. Tietto is currently constructing the Abujar Gold Plant and expects to produce first gold in Q4 CY2022.

## **Abujar Mineral Resources**

Results of the independent Mineral Resources estimate for the Project are tabulated in the Statement of Mineral Resources below, which are reported in line with the requirements of the 2012 JORC Code; as such the Statement of Mineral Resources is suitable for public reporting. The Statement of Mineral Resources shown in Table 1.

Within AG, the Mineral Resource is reported at a cut of grade of 0.25 g/t Au within a pit shell that used a gold price of 2,000 USD per troy ounce, and 1.1 g/t Au below the pit shell. The cut off grades were based on estimated mining and processing costs and recovery factors and are detailed in JORC Table 1. It is highlighted that while a 2,000 USD per ounce pit shell was utilised the cut-off grades were estimated based on the gold price of 1,800 USD per troy ounce which is 1.25 times the consensus forecast as of February 2022.

Within APG, the Mineral Resource is reported at a cut of grade of 0.30 g/t Au within a pit shell that used a gold price of 2,000 USD per troy ounce, and 1.1 g/t Au below the pit shell. The cut off grades were based on estimated mining and processing costs and recovery factors and are detailed in JORC Table 1. It is highlighted that while a 2,000 USD per ounces pit shell was utilised the cut-off grades were estimated based on the gold price of 1,800 USD per troy ounce which is 1.25 times the consensus forecast as of February 2022.



South Gamina Resource is reported to a depth of 120m and not reported at depths below 120m.

**Table 1: Statement of Mineral Resources by Deposit as at 28th February 2022 Reported at 0.25 g/t Au cut off within pit shells; and 1.1 g/t Au cut off below the pit shells for AG; and 0.3 g/t Au cut off within pit shells, and 1.1 g/t Au cut off below the pit shells for APG, and 0.25 g/t to a depth of 120m for SG (2000 USD Pit).**

Area	Class	Oxide			Transition			Fresh			Total		
		Quantity (Mt)	Au (g/t)	Au (Moz)	Quantity (Mt)	Au (g/t)	Au (Moz)	Quantity (Mt)	Au (g/t)	Au (Moz)	Quantity (Mt)	Au (g/t)	Au (Moz)
AG	Measured	0.1	1.4	0.01	0.5	1.3	0.02	7.1	1.4	0.32	7.7	1.4	0.35
	Indicated	0.5	1.0	0.02	1.8	1.1	0.06	28.1	1.3	1.19	30.4	1.3	1.27
	Inferred	0.3	0.9	0.01	1.4	0.8	0.04	15.4	1.5	0.76	17.1	1.5	0.81
	<b>Total</b>	<b>0.9</b>	<b>1.0</b>	<b>0.03</b>	<b>3.7</b>	<b>1.0</b>	<b>0.12</b>	<b>50.6</b>	<b>1.4</b>	<b>2.27</b>	<b>55.2</b>	<b>1.4</b>	<b>2.43</b>
APG	Indicated	0.5	0.7	0.01	1.9	0.7	0.04	6.1	0.8	0.15	8.5	0.7	0.20
	Inferred	1.3	0.7	0.03	5.1	0.7	0.11	27.0	0.7	0.62	33.3	0.7	0.76
	<b>Total</b>	<b>1.8</b>	<b>0.7</b>	<b>0.04</b>	<b>7.0</b>	<b>0.7</b>	<b>0.15</b>	<b>33.1</b>	<b>0.7</b>	<b>0.77</b>	<b>41.9</b>	<b>0.7</b>	<b>0.96</b>
SG	Inferred	0.08	0.74	0.002	0.15	1.09	0.01	1.3	1.3	0.05	1.6	1.2	0.06
<b>Grand Total</b>		<b>2.8</b>	<b>0.8</b>	<b>0.07</b>	<b>10.8</b>	<b>0.8</b>	<b>0.28</b>	<b>85.1</b>	<b>1.1</b>	<b>3.10</b>	<b>98.7</b>	<b>1.1</b>	<b>3.45</b>

*Note: The Mineral Resources have been compiled under the supervision of Mr. Jeremy Clark who is a sub-consultant to RPM and a Registered Member of the Australian Institute of Mining and Metallurgy. Mr. Clark has sufficient experience that is relevant to the style of mineralisation and type of deposit under consideration and to the activity that he has undertaken to qualify as a Competent Person as defined in the JORC Code.*

- All Mineral Resources figures reported in the table above represent estimates at 28 February 2022. Mineral Resource estimates are not precise calculations, being dependent on the interpretation of limited information on the location, shape and continuity of the occurrence and on the available sampling results. The totals contained in the above table have been rounded to reflect the relative uncertainty of the estimate. Rounding may cause some computational discrepancies.*
- Mineral Resources are reported in accordance with the Australasian Code for Reporting of Exploration Results, Mineral Resources and Ore Reserves (The Joint Ore Reserves Committee Code – JORC 2012 Edition).*
- The Mineral Resources have been reported at a 100% equity stake and not factored for ownership proportions.*

The total resource at AG and APG is reported at varying cut-off grades are provided in Table 2 below. However, RPM recommends that the Mineral Resource be reported using the criteria shown in Table 1. It is highlighted that Table 2 is not a Statement of Mineral Resources and does not include the use of pit shells to report the quantities rather the application of various cut off grades. As such variations with Table 1 will occur and a direct comparison is not able to be completed.

**Table 2: Abujar Mineral Resources at varying cut off grades**

COG	AG Measured			AG Indicated			AG Inferred			APG Indicated			APG Inferred			Total		
	Tonnes (Mt)	Au (g/t)	Au (Moz)	Tonnes (Mt)	Au (g/t)	Au (Moz)	Tonnes (Mt)	Au (g/t)	Au (Moz)	Tonnes (Mt)	Au (g/t)	Au (Moz)	Tonnes (Mt)	Au (g/t)	Au (Moz)	Tonnes (Mt)	Au (g/t)	Au (Moz)
0.1	8.6	1.3	0.4	42.2	1.0	1.4	45.5	0.9	1.3	12.0	0.6	0.2	66.6	0.6	1.2	175.0	0.8	4.5
0.2	8.1	1.3	0.3	39.9	1.1	1.4	43.6	0.9	1.3	11.9	0.6	0.2	64.2	0.6	1.2	167.7	0.8	4.4
0.3	7.2	1.5	0.3	34.5	1.2	1.4	38.3	1.0	1.2	10.2	0.7	0.2	56.2	0.6	1.1	146.5	0.9	4.3
0.4	6.1	1.7	0.3	28.1	1.4	1.3	31.1	1.1	1.1	7.9	0.8	0.2	40.7	0.7	0.9	113.9	1.1	3.9
0.5	5.2	1.9	0.3	23.0	1.6	1.2	24.7	1.3	1.1	5.7	0.9	0.2	27.1	0.9	0.8	85.7	1.3	3.5
0.6	4.4	2.1	0.3	19.2	1.8	1.1	19.4	1.5	1.0	4.3	1.1	0.1	17.7	1.0	0.6	65.0	1.5	3.1
0.7	3.8	2.4	0.3	16.2	2.1	1.1	15.9	1.7	0.9	3.3	1.2	0.1	12.2	1.2	0.5	51.3	1.7	2.9
0.8	3.2	2.6	0.3	13.9	2.3	1.0	13.6	1.9	0.8	2.5	1.3	0.1	9.3	1.3	0.4	42.6	1.9	2.6
0.9	2.8	2.9	0.3	12.2	2.5	1.0	12.0	2.0	0.8	2.0	1.5	0.1	7.2	1.5	0.3	36.1	2.1	2.5
1.0	2.5	3.2	0.3	10.8	2.7	0.9	10.7	2.2	0.8	1.6	1.6	0.1	5.9	1.6	0.3	31.5	2.3	2.3
1.1	2.2	3.5	0.2	9.7	2.9	0.9	9.6	2.3	0.7	1.3	1.7	0.1	4.5	1.8	0.3	27.2	2.5	2.2
1.2	2.0	3.7	0.2	8.8	3.1	0.9	8.5	2.4	0.7	1.1	1.8	0.1	3.9	1.9	0.2	24.2	2.7	2.1
1.3	1.8	4.0	0.2	8.1	3.2	0.8	7.7	2.6	0.6	0.9	1.9	0.1	2.9	2.1	0.2	21.4	2.8	2.0
1.4	1.7	4.2	0.2	7.4	3.4	0.8	6.8	2.7	0.6	0.7	2.1	0.05	2.5	2.2	0.2	19.2	3.0	1.9
1.5	1.5	4.5	0.2	6.9	3.5	0.8	6.1	2.9	0.6	0.6	2.2	0.04	2.0	2.4	0.2	17.0	3.2	1.8
1.6	1.4	4.7	0.2	6.4	3.7	0.8	5.4	3.1	0.5	0.5	2.3	0.04	1.5	2.8	0.1	15.2	3.4	1.7
1.7	1.3	4.9	0.2	5.9	3.8	0.7	4.9	3.2	0.5	0.4	2.4	0.03	1.3	2.9	0.1	13.9	3.6	1.6
1.8	1.2	5.1	0.2	5.5	4.0	0.7	4.4	3.4	0.5	0.4	2.5	0.03	1.2	3.0	0.1	12.8	3.7	1.5
1.9	1.1	5.4	0.2	5.1	4.2	0.7	4.1	3.5	0.5	0.3	2.6	0.03	1.1	3.1	0.1	11.9	3.9	1.5
2.0	1.1	5.6	0.2	4.8	4.3	0.7	3.8	3.6	0.4	0.3	2.6	0.03	1.1	3.1	0.1	11.0	4.0	1.4
2.5	0.8	6.7	0.2	3.6	5.0	0.6	2.4	4.4	0.3	0.1	3.4	0.01	0.7	3.7	0.1	7.6	4.9	1.2
3.0	0.6	7.7	0.2	2.7	5.8	0.5	1.7	5.0	0.3	0.1	3.9	0.01	0.4	4.1	0.1	5.6	5.6	1.0

\*SG included with AG



## Abujar Ore Reserves

A total of 34.4 Mt of Open Cut Ore Reserves at 1.3 g/t Au grade for 1.45Moz were estimated as at 30 September 2021 by RPM, refer Table 3 (refer ASX release 5 October 2021). As no mining has taken place at the site, the reporting date reflects the completion of the technical work supporting the estimate.

**Table 3: Open Cut Ore Reserve Estimate as at 30 September 2021**

	Proved			Probable			Total		
Deposit	Quantity	Au	Au	Quantity	Au	Au	Quantity	Au	Au
	Mt	g/t	Moz	Mt	g/t	Moz	Mt	g/t	Moz
<b>AG</b>	<b>0</b>	<b>0</b>	<b>0</b>	<b>31.3</b>	<b>1.4</b>	<b>1.38</b>	<b>31.3</b>	<b>1.4</b>	<b>1.38</b>
<b>APG</b>	<b>0</b>	<b>0</b>	<b>0</b>	<b>3.2</b>	<b>0.7</b>	<b>0.07</b>	<b>3.2</b>	<b>0.7</b>	<b>0.07</b>
<b>Total</b>	<b>0</b>	<b>0</b>	<b>0</b>	<b>34.4</b>	<b>1.3</b>	<b>1.45</b>	<b>34.4</b>	<b>1.3</b>	<b>1.45</b>

**Notes:**

1. The Ore Reserves has been compiled under the supervision of Mr. Igor Bojanic who is a full-time employee of RPM and a Fellow of the Australian Institute of Mining and Metallurgy. Mr. Bojanic has sufficient experience that is relevant to the style of mineralisation, type of deposit and mining method under consideration and to the activity, which he has undertaken, to qualify as a Competent Person as defined in the JORC Code.
2. The following marginal cut-off grades determined based on a US\$ 1,407 per troy ounce gold price, and costs and mining and metallurgical modifying factors estimated as part of the DFS.
3. Marginal cut-off grades for AG: Oxide 0.29 g/t Au, Transition 0.29 g/t Au and Fresh 0.30 g/t Au.
4. Marginal cut-off grades for APG: Oxide 0.32 g/t Au, Transition 0.32 g/t Au and Fresh 0.33 g/t Au (as greater haulage distance to AG ROM pad)
5. Ore Reserve estimates are not precise calculations, being dependent on the interpretation of limited information on the location, shape and continuity of the occurrence and on the available sampling results. The quantities contained in the above table have been rounded to three significant figures to reflect the relative uncertainty of the estimate. Rounding may cause values in the table to appear to have computational errors.
6. All Ore Reserve estimates are on a dry basis.
7. The Ore Reserves have been reported at a 100% equity stake and not factored for ownership proportions.
8. The Company first reported the production targets and forecast financial information derived from its production targets in accordance with Listing Rules 5.16 and 5.17 in its ASX announcement on 5 October 2021 titled "Tietto to Deliver 260,000 oz Gold in Abujar First Year". The Company confirms that all material assumptions underpinning the production targets and the forecast financial information derived from the production targets continue to apply and have not materially changed.