

ASX ANNOUNCEMENT / MEDIA RELEASE**QUARTERLY REPORT**
For the 3 months ended 31 March 2021**Highlights:****Prodigy 100% Projects**

- Post quarter end, Prodigy Gold commenced a 2,000m RC drilling program at Reynolds Range to test 4 targets prospective for Au, Cu-Au, and Au-Sb mineralisation – *Reward, Scimitar, Sabre and Katana*
- Reward EM target is located down plunge of historic copper mine that averaged 11% Cu
 - 400m strike length EM conductor previously undrilled
- 11 additional targets within the Company's 100% owned projects permitted for drill testing this calendar year
- Results of a 400m diamond drillhole (SCDD2001) completed at the Scimitar Target. Weakly anomalous results confirmed a base metal association with a 2km long southwest dipping MLEM conductor
- Future work includes aircore drilling at the Hyperion Project, and diamond drilling into the Buccaneer Deposit to produce samples for heap leach crushing cost estimation

Lake Mackay Joint Venture Project (IGO 70% / PRX 30%):

- Diamond drilling at the Phreaker Prospect intersected 30.6m of disseminated and semi-massive sulphide over a 44.4m downhole interval (estimated 28m true width)
- Previous RC drilling at Phreaker confirmed mineralisation extends over 750m of strike – copper mineralised intersections includedⁱ:
 - 19LMRC028 14m @ 0.84% Cu, 0.15g/t Au, 4.1g/t Ag
 - 19LMRC031 10m @ 0.98% Cu, 0.06g/t Au, 13.9g/t Ag
 - 19LMRC032 11m @ 1.15% Cu, 0.07g/t Au, 7.9g/t Ag
- Bedrock gold was intersected at the Goldbug Prospect includingⁱⁱ
 - 20LMRC039 - 16m @ 1.15g/t Au, 4m @ 0.78g/t Au, 4m @ 1.54g/t Au
 - 20LMRC041 – 8m @ 1.2g/t Au

Tobruk JV (Newmont)

- Field activity is planned to recommence in the June quarter

Corporate Summary:

- Managing Director Matt Briggs presented at the RIU Explorers Conference in Fremantle on 16th February 2021
- Prodigy Gold maintains a solid cash balance of A\$7.5M at March 31, 2021

Prodigy Gold NL (ASX: PRX) ('Prodigy Gold' or the 'Company') is pleased to provide this activity report for the three months ended March 31, 2021.

The March quarter saw key exploration programs advanced across several priority exploration targets within the Company's 100% owned and Joint Venture project portfolios.

Exploration during the quarter was consistent with Prodigy Gold's broader strategy to systematically explore the Company's 100% owned projects to screen for new large-scale gold and copper-gold deposits.

Positive results were received from drilling completed at the Company's Lake Mackay Project which is held in Joint Venture ("JV") with IGO Limited (ASX: IGO), with IGO holding a 70% JV interest in the tenements and Prodigy Gold holding a 30% JV interest.

Management Commentary

Commenting on the March quarter, Prodigy Gold Managing Director, Matt Briggs said: *"We continue to build exploration momentum across the business with important work programs underway across several key targets within the Prodigy Gold portfolio."*

"Reynolds Range continues to shape up as an exciting copper-gold opportunity, and we currently have the drill rig on site to test four high-priority targets believed to be associated with a dominant copper-gold trend identified in 2020. A further 11 targets are also permitted and ready for drilling this calendar year."

"Work at Lake Mackay continues to advance quickly, with recently completed diamond drilling at the Phreaker Prospect returning a wide intersection of sulphide mineralisation. Drilling is targeting thicker, higher grade mineralisation at depth, and is focused on EM conductors known to be associated with base metal mineralisation. Testing of the Raw and Customisable Targets is currently in progress."

March Quarter Exploration Summary

Reynolds Range Project (100% PRX)

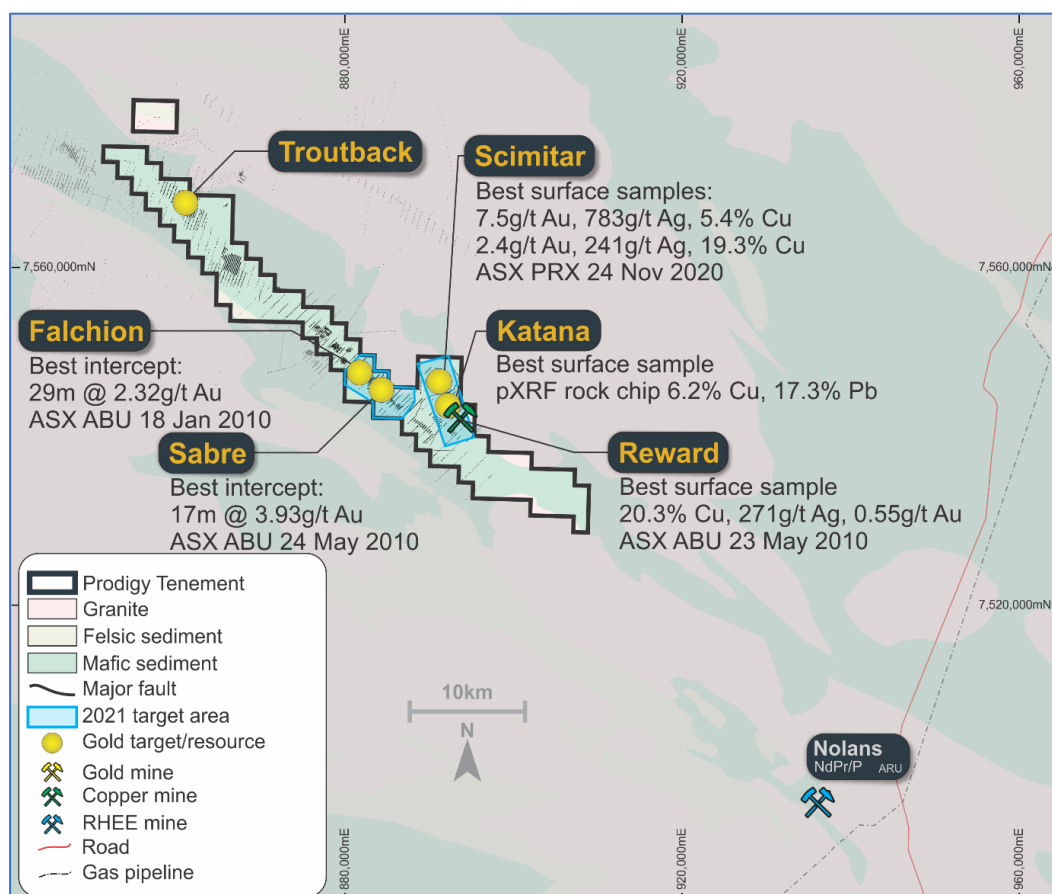


Figure 1 - Reynolds Range Targets

Commencement of RC drilling program

Post quarter end, Prodigy Gold commenced a follow-up RC drilling program at the Reynolds Range Project. The program will comprise 15 holes for 2,000m and will focus on four targets - ***Reward, Scimitar, Sabre and Katana*** - that have demonstrated strong potential to host Au, Cu-Au, and Au-Sb mineralisation (Figures 1 and 3).



Figure 2: Drilling underway at Reynolds Range April 2021

Reynolds Range Target Summary

Scimitar Prospect

The Scimitar Prospect is a 1.5km long north-south trending high-grade Cu-Au soil and rock chip anomaly (Figure 3). Cu-Au anomalism is associated with surface quartz veining and alteration halo including malachite. Prodigy Gold has designed seven RC holes to test the bedrock source of his anomaly at the southern end of the prospect.

Sabre Prospect

The Sabre Prospect is part of the Stafford Trend and contains shallow gold workings associated with the Lander Shear Zone. RAB drilling and surface sampling defined gold mineralisation over 500m of strike and there is evidence of antimony being intersected in the area. The last RC drilling, completed in 2010, includes results of 17m @ 3.93g/t Au (ASX: 24 May 2010) and 26m @ 2.73g/t Au and 24m @ 2.59g/t Au (ASX: 18 January 2010).

Prodigy Gold will drill three RC holes to extend a zone of high-grade mineralisation down dip (Figure) and four RC holes to test for continuity of mineralisation 500m to the south (Figure 5). The focus of the current program is the hanging wall mineralisation, however three holes have been extended to intersect the footwall mineralisation.

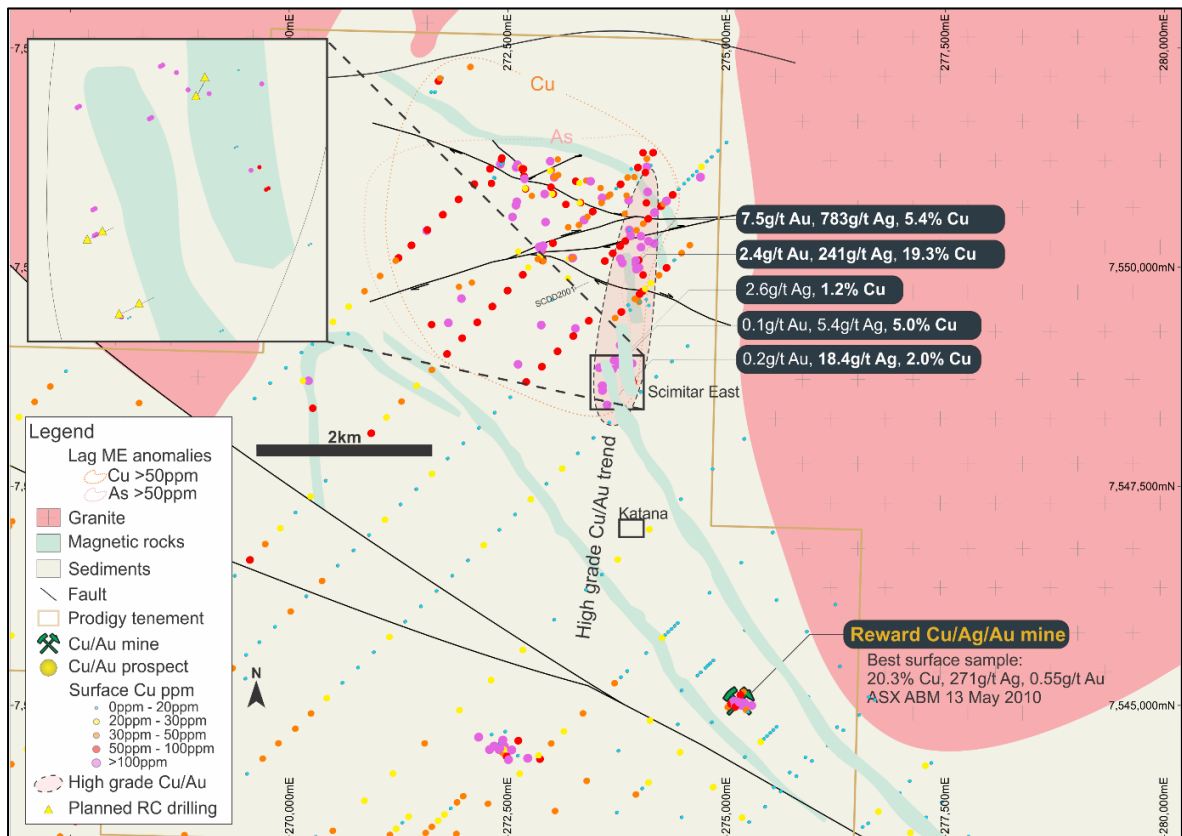


Figure 3: High-grade 1.5km long north-south trending Cu and Au anomaly at Scimitar. RC drilling will target the source of this anomaly at the south end of the prospect (ASX: 24 November 2020).

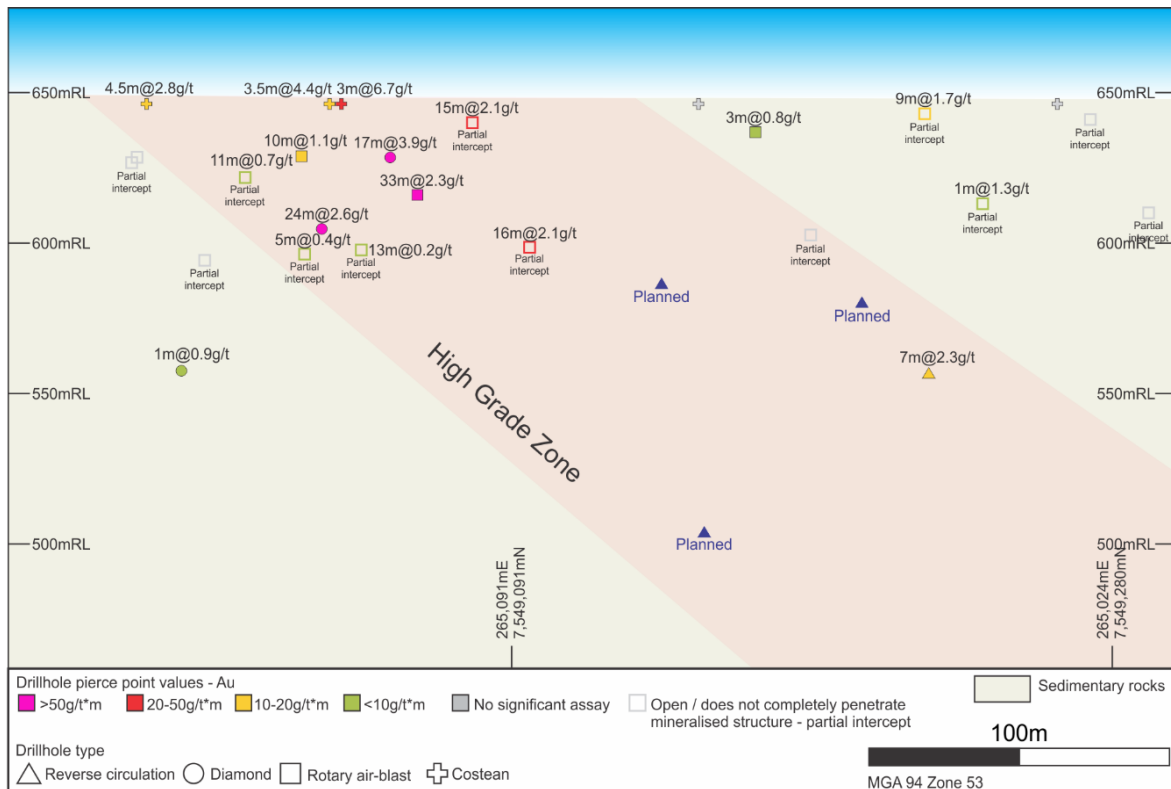


Figure 4: Sabre long section showing interpreted high-grade gold zone and planned RC pierce points (ASX: 18 January 2010)

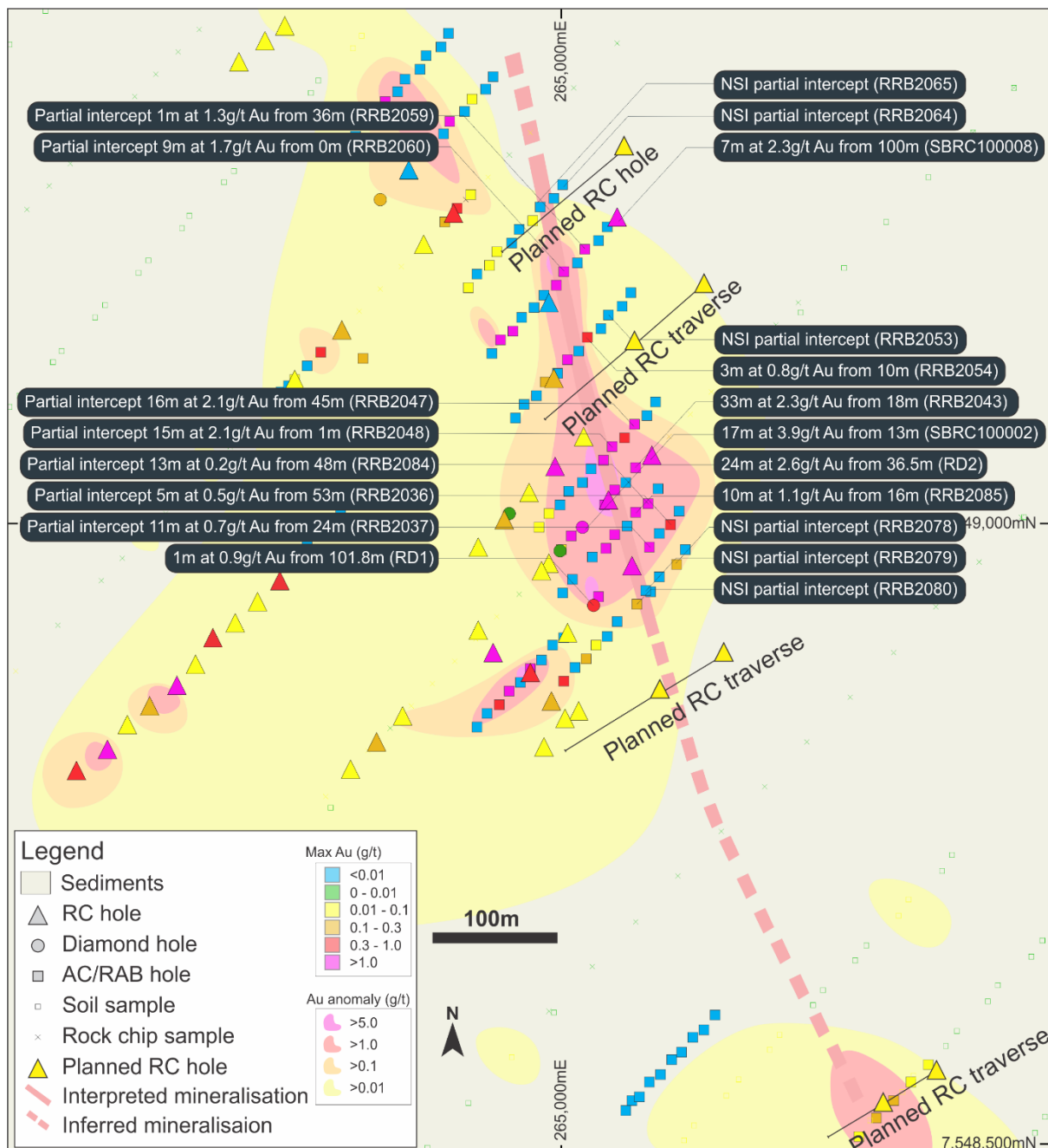


Figure 5: Map of the Sabre Prospect showing planned RC holes targeting the interpreted high-grade gold zone. Existing drilling and intercepts into the high-grade zone are also shown (ASX: 18 January 2010).

Reward Prospect

Reward is a Cu-Au-Ag prospect located approximately 6km southeast of Scimitar. The prospect has some shallow copper oxide workings from the 1950s era and abundant malachite, azurite and chalcocite occurs associated with a brecciated shear zone and sulphidic sediments.

Confirmatory rock chip and soil sampling by Prodigy Gold in the vicinity of the workings returned results including >20% Cu, 200g/t Ag and 2g/t Au (ASX: 13 May 2010) supporting the original drill results and the presence of these metals in system.

An EM survey by Prodigy Gold indicated a conductor 50m below the surface and 400m long located 350m to the southeast of the Reward workings. Prodigy Gold has planned an RC drillhole to test the EM conductor (Figure 6).



Figure 6: Map of Reward showing historic mine workings with best assay results and EM plate to the south with planned RC hole (ASX: 13 May 2010)

Katana Prospect

Katana is located 2.5km along strike of the Reward Prospect. It is a 20m wide mineralised shear zone hosted by micaceous quartz sandstones and mudstones with abundant malachite. Previous mapping work by Prodigy Gold and analysis of rock chips using a hand-held pXRF indicates the presence of anomalous Cu, Pb and Zn. Prodigy Gold plans to drill a single RC hole into the shear zone to confirm the indications of mineralisation from the rock chip analyses.

Completion of first diamond drillhole at Scimitar Target

In January, Prodigy Gold advised that it had completed a 400m diamond drillhole at the Scimitar Target within the Company's Reynolds Range Project in the Northern Territory.

Previously reported high-grade sampling results (ASX: 24 November 2020) confirmed the presence of a strong gold and base metal anomalism at the Scimitar Target, and this initial drilling program was designed to assist with identifying the source of this anomaly.

Drillhole (SCDD2001), co-funded by the Northern Territory Geological Survey ('NTGS') as part of the Resourcing the Territory Initiative, was designed to confirm a base metal association with 2km long southwest dipping MLEM conductor, located in the center of the geochemical anomaly (ASX: 16 November 2020).

SCDD2001 intersected a package of interbedded sandstone and siltstone with minor black shales and diorite intrusions (Figure 7). Sulphides including pyrite, pyrrhotite, sphalerite, galena and minor chalcopryrite were associated with quartz veining in deformed black shales over several intervals.

Results from the assaying of drillhole SCDD2001 (ASX: 29 January 2021) correlate with sulphidic sediments (Figure 7) intersected in the hole. These sediments occur from 286-302.2m downhole near to the 350m target depth, based on the modelled EM plate conductor (Figure 7). Best results for the interval are summarised in Table 1 below. These include narrow intervals of elevated Ag-Pb-Zn.

The source of the high-grade Cu and Au soil and rock chip anomaly (1km long) was not confirmed by this hole and additional follow-up work has commenced.

Table 1: Results from the Scimitar Target Stratigraphic Drillhole

Hole ID	From Depth (m)	To Depth (m)	Interval (m)	Au g/t	Cu %	Ag g/t	Pb %	Zn %
SCDD2001	287.5	289.5	2			8.2	0.6	0.1
SCDD2001	295	297	2			4.4	0.4	0.3
SCDD2001	298	299	1			13.6	1.0	0.2
SCDD2001	300	302.2	2.2			10.5	1.2	0.4
SCDD2001	345.05	345.75	0.7	0.18	0.2			

¹Mineralised intervals >0.1g/t Au or >0.4% base metals where geologically significant

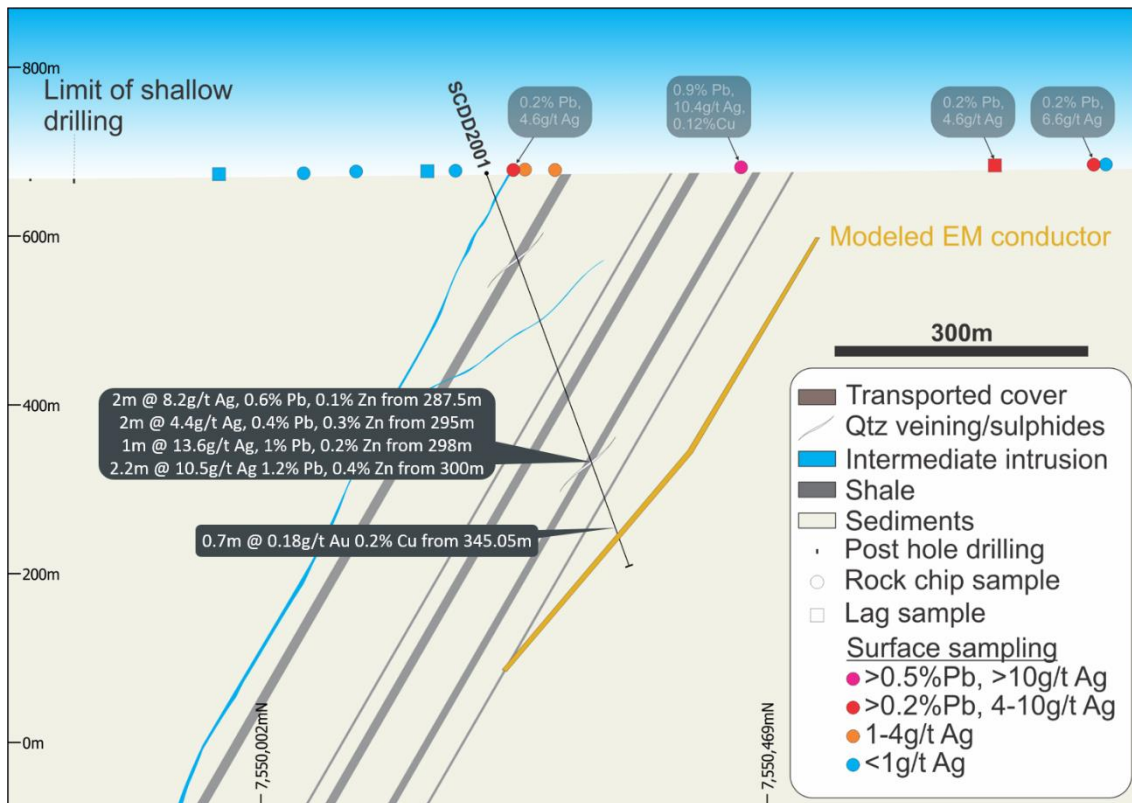


Figure 7: Lag and rock chip Cu, Pb, Zn, Ag and As anomalism coincident with the Scimitar EM Conductor. Modelled EM plates targeted for diamond drilling are also shown in the centre of the anomalies. Recent highlight results are labelled.

Joint Venture Portfolio

Lake Mackay Project Exploration Summary

The Lake Mackay Project is 400km northwest of Alice Springs and comprises approximately 15,630 km² of exploration licences and applications (14,886km² IGO 70%/Prodigy Gold 30% JV, 744km² IGO 59.5%/Prodigy Gold 25.5%/Castile 15%)(Figure 14).

The Project has consolidated tenure over the favourable Proterozoic margin between the Aileron and Warumpi Provinces and is characterised by a continent-scale geophysical gravity ridge and the Central Australian Suture. The JV partners have demonstrated the emerging potential of the province to host multiple styles of precious and base metal mineralisation.

IGO commenced activity on the current Lake Mackay JV area in 2014. Systematic exploration led to the discovery of gold and base metal mineralisation at Bumblebee in 2015 and Grapple in 2016. Diamond drilling of Grapple in 2017 defined gold and copper mineralisation over 800m of plunge including a result of 11m @ 7.9g/t Au, 20.7g/t Ag, 0.8% Cu, 0.5% Pb, 1.1% Zn & 0.1% Co in 17GRDD001 (ASX: 18 September 2017)ⁱⁱⁱ.

During 2018, IGO completed the \$6M earn-in and the JV Project is funded 70/30. Subsequent RC drilling has defined base metal mineralisation at the Phreaker Prospect, and bedrock gold mineralisation in RC drilling including at the Arcee Prospect - 12m @ 3.5g/t (ASX: 19 October 2019)ⁱⁱⁱ, and Goldbug Prospect - 16m @ 1.15g/t Au, 4m @ 0.78g/t Au and 4m @ 1.54g/t Au (ASX: 18 January 2021)^{iv}

Diamond drilling program underway at Phreaker, Raw and Customisable

In early March, Prodigy Gold advised that diamond drilling had commenced across several key targets within the Lake Mackay JV Project.

The previous discovery of the Grapple, Bumblebee, Phreaker, Arcee and Goldbug Prospects since 2015 has upgraded the prospectivity of the western Aileron Province and Warumpi Province for base and precious metal mineralisation.

The current drilling campaign included diamond drilling of EM conductors associated with base metal mineralisation at the Phreaker Prospect, and the Raw and Customisable EM Targets, and potentially additional RC drilling of a geochemical anomaly at the Raw Target.

Two diamond drillholes completed at the Phreaker Prospect in March recorded encouraging results, with the second hole intersecting a wide interval of sulphides.



Figure 9: 21PHDD002 Coarse-grained disseminated chalcopyrite and pyrrhotite in foreground and massive chalcopyrite and pyrrhotite with lesser arsenopyrite in the background.



Figure 10: Disseminated, massive and semi-massive sulphide in 21PHDD002 ~570.6-580.7m downhole.

Phreaker Drill Program Summary

Two diamond holes were designed to drill the down dip potential of mineralisation at Phreaker (Figure 11). These holes were planned to intersect mineralisation 150m below previous RC drilling. The first hole drilled, 21PHDD0001, significantly shallowed in dip intersecting the mineralisation ~75m down dip of previous RC holes. The hole intersected 7m of semi-massive and disseminated sulphides from 477.9m downhole and is visually similar to previous intersections from the Phreaker Prospect.



Figure 11: Diamond drilling underway at the Lake Mackay JV, March 2021

Diamond drillhole 21PHDD002, drilled 400m to the east of 21PHDD001, has intersected the sulphide mineralisation 563m downhole, approximately 475m vertically below surface. Within a downhole interval of 44.4m and estimated true thickness of approximately 28m, the mineralisation consists of intermittent deformed (sheared/brecciated) coarse-grained massive to semi-massive sulphide intervals of up to 6.3m, interspersed amongst stringer and disseminated sulphides (Figure 9 and 10). The main sulphide phase includes pyrrhotite (Fe), chalcopyrite (Cu), sphalerite (Zn) and arsenopyrite (As). Following this result, a third hole 170m to the south was added to the program (Figure 12) (ASX: 23 March 2021). A fully integrated downhole EM interpretation is planned once all three holes have been surveyed, which may lead to further drill targets.

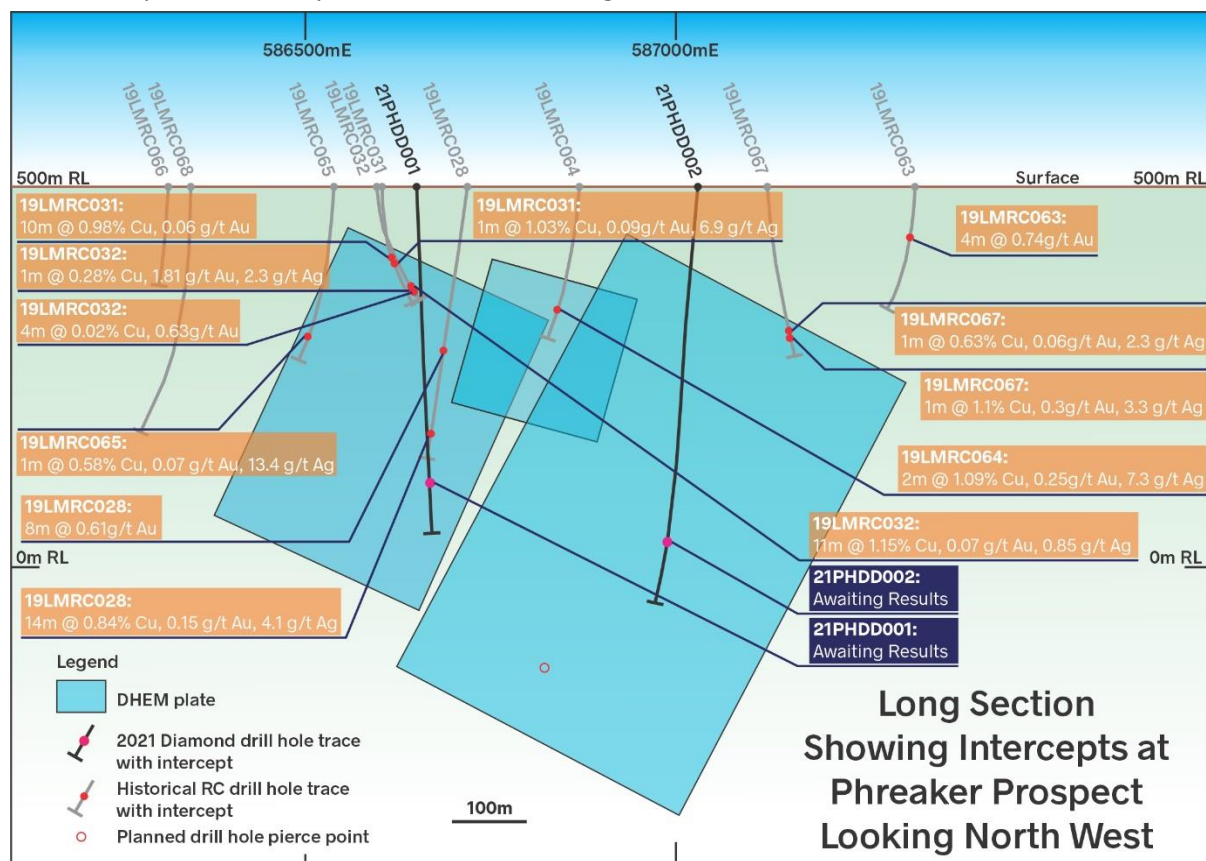


Figure 12: Long Section of Phreaser Prospect showing RC drill results and diamond drillhole locations

Bedrock gold mineralisation intersected at Goldbug Prospect

In Q4 2020, the joint venture drilled six targets prospective for cobalt-nickel-manganese, gold and copper mineralisation, with a total of 65 aircore and slimline RC holes completed for 1,944m.

In January, Prodigy Gold reported (ASX: 18 January 2021) that bedrock gold mineralisation had been intersected at the Goldbug Prospect following the receipt of assays from the 2020 drill program. Goldbug is a soil gold anomaly that extends for over 600m, is open to the east and northwest and is located 50km to the east of the Arcee Gold Prospect.

Initial drilling in 2019 failed to identify the bedrock source of the soil gold anomaly. Goldbug is one of several soil gold anomalies at Lake Mackay.

RC drilling in Q4 2020 successfully intersected bedrock gold mineralisation. Gold is associated with pyrite and quartz veining in an orthoamphibolite. Best results are (ASX: 18 January 2021):

- 20LMRC039
 - 16m @ 1.15g/t Au from 48m
 - 4m @ 0.78g/t Au from 76m
 - 4m @ 1.54g/t Au from 92m
- 20LMRC041
 - 8m @ 1.2g/t Au from 80m

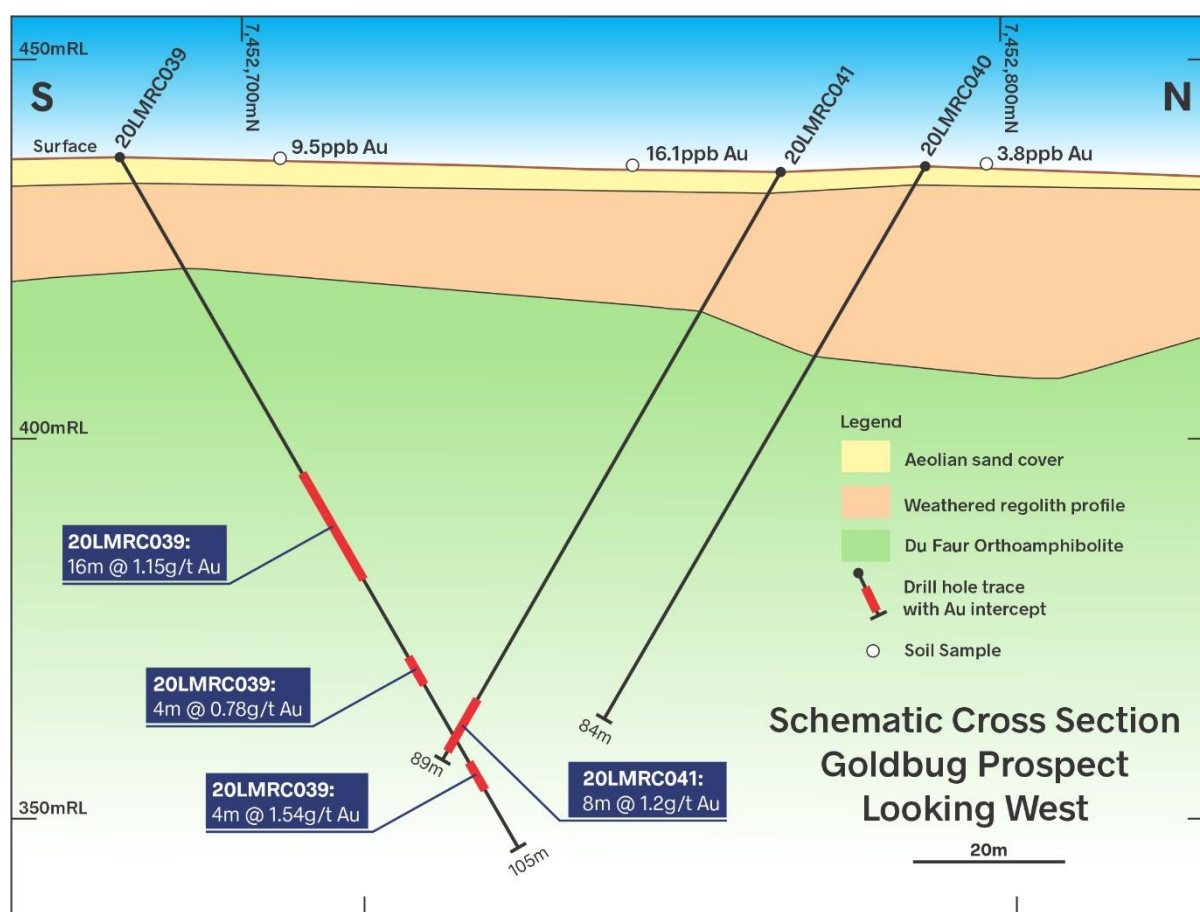


Figure 13: Cross section highlighting first mineralised holes intersected at the Goldbug Prospect

Drillhole 20LMC040 was not drilled to a depth that would intersect the mineralisation now defined.

The strike of the structure is interpreted to be broadly east-west as suggested by the long axis of the soil anomaly. The dip of the structure is unknown however is likely to be steep, as seen with other structures at Lake Mackay, or north dipping. Soil gold anomalism extends for over 600m and is open to the east. The Goldbug Prospect has significant volume potential and warrants further RC drilling in

2021. Further information on the Goldbug target and the intersection of bedrock gold mineralisation is provided in Figure 13.

Lake Mackay Target Summary

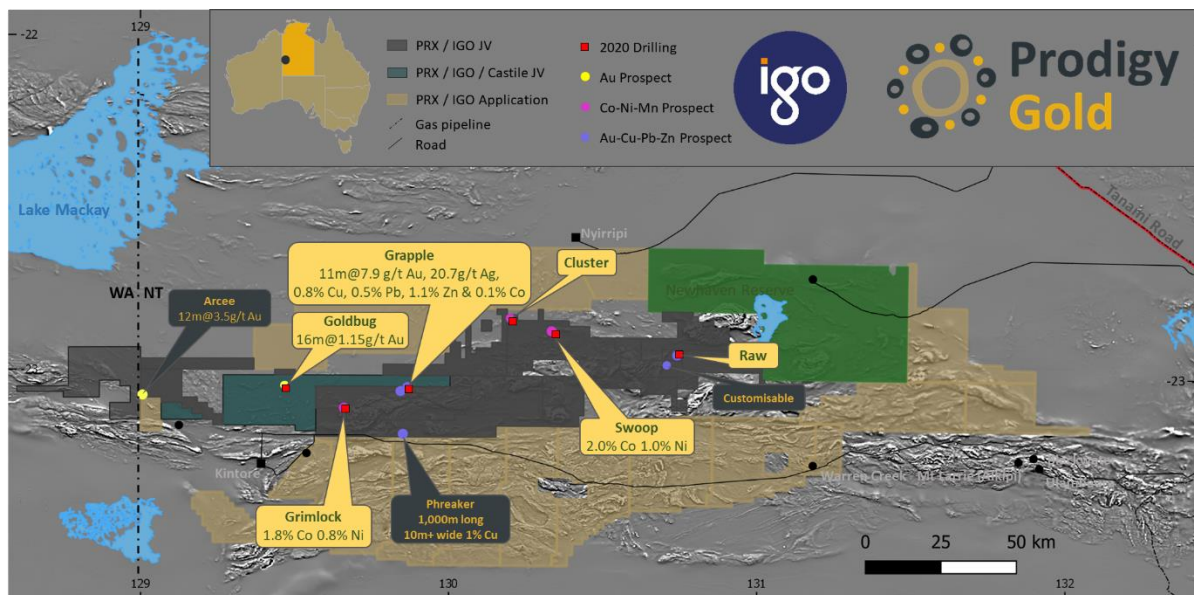


Figure 14: Lake Mackay Project Map with Active Prospects and recent drilling

Tobruk JV (Newmont)

The Tobruk Project is interpreted to have occurrences of the same prospective lithologies that host Newmont Callie Gold deposit and several smaller deposits including Groundrush and Titania-Oberon. The Project's potential is further enhanced by having analogous structural setting to known Tanami deposits including tightly folded stratigraphy, Trans Tanami parallel faults and drill defined anomalous geochemistry positioned on the margins of magnetic features.

Key logistical advantages include the 450km gas pipeline to the Newmont's Granites Plant recently constructed and the Federal Government's commitment to upgrade the Tanami Track, which will improve the economics of any future discoveries.

No on ground activity was completed on the Tobruk JV during the quarter. Field activity is planned to commence in the June quarter following the end of the wet season.

ESG (Environmental Social Governance)

No reportable environmental or safety incidents occurred during the quarter. The Company completed an annual review of its exploration and corporate risk register. First aid training and training and assessments in the use of mobile equipment was completed for field staff.

Corporate Overview

Attendance at RIU Explorers Conference in Fremantle

During the quarter, the Company's Managing Director Matt Briggs presented at the RIU Explorers Conference in Fremantle. A copy of the presentation was lodged on the ASX platform on 16th February.

Capital Structure

During the quarter 200,000 unlisted options with a zero exercise price expired and lapsed unexercised.

Non-executive director Brett Smith purchased 200,000 shares on market.

As at quarter end the Company has a total of 580,627,606 fully paid ordinary shares and 30.9 Million unlisted options on issue.

Cash Position

At 31 March, Prodigy Gold held A\$7.5M in available cash with no debt.

Payment reported in the Appendix 5B under section 6.1 consist of remuneration paid to executive and non-executive directors of the Company, including PAYG and superannuation, on a cash basis.

Authorised for release by a resolution of Prodigy Gold's Board of Directors.

For further information contact:

Managing Director, Matt Briggs
+61 8 9423 9777



Follow [@ProdigyGoldAu](https://twitter.com/ProdigyGoldAu) on Twitter



Follow [Prodigy Gold](https://www.linkedin.com/company/prodigy-gold) on LinkedIn

About Prodigy Gold NL

Prodigy Gold has a unique greenfields and brownfields exploration portfolio in the proven multimillion-ounce Tanami Gold district. Prodigy Gold remains highly active in its systematic exploration approach and following the removal of COVID-19 restrictions intends to continue exploration prioritising on:

- drilling targets on its Tanami, Hyperion, Reynolds Range and North Arunta Projects
- systematic evaluation of high potential early stage targets
- joint ventures to expedite discovery on other targets

Referenced ASX Announcements

- ⁱ More Copper and Cobalt intersected at Lake Mackay and promising new prospect identified - 17th July 2019
- ⁱⁱ Lake Mackay JV: First bedrock gold intersected at Goldbug Prospect - 18 January 2021
- ⁱⁱⁱ Report on E.L. 5288 Program and Expenditure for Year 1 23.10.1987 to 22.10.1988 CR89/007
<https://geoscience.nt.gov.au/gemis/ntgsjspui/bitstream/1/65942/1/CR19890007.pdf>

Competent Person's Statement

The information in this announcement relating to exploration targets and exploration results are based on information reviewed and checked by Mr Matt Briggs who is a Member of The Australasian Institute of Mining and Metallurgy. Mr Briggs is a full time employee of Prodigy Gold NL and has sufficient experience which is relevant to the style of mineralisation and type of deposit under consideration and to the activity which he is undertaking to qualify as a Competent Person as defined in the 2012 edition of the "Australasian Code for Reporting Exploration Results, Mineral Resources and Ore Reserves". Mr Briggs consents to the inclusion in the documents of the matters based on this information in the form and context in which it appears.

Prodigy Gold NL confirms that it is not aware of any new information or data that materially affects the information included in the market announcement and that all material assumptions and technical parameters underpinning the estimates included in referenced previous market announcements continue to apply and have not materially changed.

Appendix 5B

Mining exploration entity or oil and gas exploration entity quarterly cash flow report

Name of entity

Prodigy Gold NL

ABN

58 009 127 020

Quarter ended ("current quarter")

March 2021

Consolidated statement of cash flows		Current quarter \$A'000	Year to date (9 months) \$A'000
1.	Cash flows from operating activities		
1.1	Receipts from customers		
1.2	Payments for		
	(a) exploration & evaluation	(1,064)	(2,855)
	(b) development		
	(c) production		
	(d) staff costs	(144)	(445)
	(e) administration and corporate costs	(56)	(241)
1.3	Dividends received (see note 3)		
1.4	Interest received	34	87
1.5	Interest and other costs of finance paid	(1)	(10)
1.6	Income taxes paid		
1.7	Government grants and tax incentives	93	377
1.8	Other (provide details if material)	96	107
1.9	Net cash from / (used in) operating activities	(1,042)	(2,980)

2.	Cash flows from investing activities		
2.1	Payments to acquire or for:		
	(a) entities		
	(b) tenements		
	(c) property, plant and equipment	-	(103)
	(d) exploration & evaluation		
	(e) investments		
	(f) other non-current assets		

Consolidated statement of cash flows		Current quarter \$A'000	Year to date (9 months) \$A'000
2.2	Proceeds from the disposal of:		
	(a) entities		
	(b) tenements		
	(c) property, plant and equipment		
	(d) investments		
	(e) other non-current assets		
2.3	Cash flows from loans to other entities		
2.4	Dividends received (see note 3)		
2.5	Other (provide details if material)		
2.6	Net cash from / (used in) investing activities	-	(103)

3.	Cash flows from financing activities		
3.1	Proceeds from issues of equity securities (excluding convertible debt securities)		
3.2	Proceeds from issue of convertible debt securities		
3.3	Proceeds from exercise of options		
3.4	Transaction costs related to issues of equity securities or convertible debt securities		
3.5	Proceeds from borrowings		
3.6	Repayment of borrowings		
3.7	Transaction costs related to loans and borrowings		
3.8	Dividends paid		
3.9	Other (cash bond for environmental guarantee)	(25)	(129)
3.10	Net cash from / (used in) financing activities	(25)	(129)

4.	Net increase / (decrease) in cash and cash equivalents for the period		
4.1	Cash and cash equivalents at beginning of period	8,555	10,700
4.2	Net cash from / (used in) operating activities (item 1.9 above)	(1,042)	(2,980)
4.3	Net cash from / (used in) investing activities (item 2.6 above)	-	(103)
4.4	Net cash from / (used in) financing activities (item 3.10 above)	(25)	(129)

Mining exploration entity or oil and gas exploration entity quarterly cash flow report

Consolidated statement of cash flows		Current quarter \$A'000	Year to date (9 months) \$A'000
4.5	Effect of movement in exchange rates on cash held		
4.6	Cash and cash equivalents at end of period	7,488	7,488

5.	Reconciliation of cash and cash equivalents at the end of the quarter (as shown in the consolidated statement of cash flows) to the related items in the accounts	Current quarter \$A'000	Previous quarter \$A'000
5.1	Bank balances	1,488	1,305
5.2	Call deposits	6,000	7,250
5.3	Bank overdrafts		
5.4	Other (provide details)		
5.5	Cash and cash equivalents at end of quarter (should equal item 4.6 above)	7,488	8,555

6.	Payments to related parties of the entity and their associates	Current quarter \$A'000
6.1	Aggregate amount of payments to related parties and their associates included in item 1 Director fees and salaries (incl. superannuation) on a cash basis	114
6.2	Aggregate amount of payments to related parties and their associates included in item 2	

Note: if any amounts are shown in items 6.1 or 6.2, your quarterly activity report must include a description of, and an explanation for, such payments.

7.	Financing facilities <i>Note: the term "facility" includes all forms of financing arrangements available to the entity. Add notes as necessary for an understanding of the sources of finance available to the entity.</i>	Total facility amount at quarter end \$A'000	Amount drawn at quarter end \$A'000
7.1	Loan facilities		
7.2	Credit standby arrangements		
7.3	Other (Guarantee Facility)	2,381	2,381
7.4	Total financing facilities	2,381	2,381
7.5	Unused financing facilities available at quarter end		-
7.6	<p>Include in the box below a description of each facility above, including the lender, interest rate, maturity date and whether it is secured or unsecured. If any additional financing facilities have been entered into or are proposed to be entered into after quarter end, include a note providing details of those facilities as well.</p> <p>*Prodigy Gold has guarantee facilities with the ANZ and CBA which do not require any security to be granted over the Company's assets. No interest is payable for the facilities as the funds drawn are fully cash-backed. Related fees are part of expenditure under point 1.5.</p>		

8.	Estimated cash available for future operating activities	\$A'000
8.1	Net cash from / (used in) operating activities (item 1.9)	(1,042)
8.2	(Payments for exploration & evaluation classified as investing activities) (item 2.1(d))	
8.3	Total relevant outgoings (item 8.1 + item 8.2)	(1,042)
8.4	Cash and cash equivalents at quarter end (item 4.6)	7,488
8.5	Unused finance facilities available at quarter end (item 7.5)	
8.6	Total available funding (item 8.4 + item 8.5)	7,488
8.7	Estimated quarters of funding available (item 8.6 divided by item 8.3)	7.18
	<i>Note: if the entity has reported positive relevant outgoings (ie a net cash inflow) in item 8.3, answer item 8.7 as "N/A". Otherwise, a figure for the estimated quarters of funding available must be included in item 8.7.</i>	
8.8	If item 8.7 is less than 2 quarters, please provide answers to the following questions:	
8.8.1	Does the entity expect that it will continue to have the current level of net operating cash flows for the time being and, if not, why not?	
	Answer:	
8.8.2	Has the entity taken any steps, or does it propose to take any steps, to raise further cash to fund its operations and, if so, what are those steps and how likely does it believe that they will be successful?	
	Answer:	
8.8.3	Does the entity expect to be able to continue its operations and to meet its business objectives and, if so, on what basis?	
	Answer:	
	<i>Note: where item 8.7 is less than 2 quarters, all of questions 8.8.1, 8.8.2 and 8.8.3 above must be answered.</i>	

Compliance statement

- 1 This statement has been prepared in accordance with accounting standards and policies which comply with Listing Rule 19.11A.
- 2 This statement gives a true and fair view of the matters disclosed.

Date: 30 April 2021

Authorised by: The Board of Directors
(Name of body or officer authorising release – see note 4)

Notes

1. This quarterly cash flow report and the accompanying activity report provide a basis for informing the market about the entity's activities for the past quarter, how they have been financed and the effect this has had on its cash position. An entity that wishes to disclose additional information over and above the minimum required under the Listing Rules is encouraged to do so.
2. If this quarterly cash flow report has been prepared in accordance with Australian Accounting Standards, the definitions in, and provisions of, *AASB 6: Exploration for and Evaluation of Mineral Resources* and *AASB 107: Statement of Cash Flows* apply to this report. If this quarterly cash flow report has been prepared in accordance with other accounting standards agreed by ASX pursuant to Listing Rule 19.11A, the corresponding equivalent standards apply to this report.
3. Dividends received may be classified either as cash flows from operating activities or cash flows from investing activities, depending on the accounting policy of the entity.
4. If this report has been authorised for release to the market by your board of directors, you can insert here: "By the board". If it has been authorised for release to the market by a committee of your board of directors, you can insert here: "By the [name of board committee – eg Audit and Risk Committee]". If it has been authorised for release to the market by a disclosure committee, you can insert here: "By the Disclosure Committee".
5. If this report has been authorised for release to the market by your board of directors and you wish to hold yourself out as complying with recommendation 4.2 of the ASX Corporate Governance Council's *Corporate Governance Principles and Recommendations*, the board should have received a declaration from its CEO and CFO that, in their opinion, the financial records of the entity have been properly maintained, that this report complies with the appropriate accounting standards and gives a true and fair view of the cash flows of the entity, and that their opinion has been formed on the basis of a sound system of risk management and internal control which is operating effectively.