



## FY2021 FINANCIAL YEAR RESULTS UPDATE

### Highlights

- 34% increase in revenue to \$59.5 million from 2020
- EBITDA up 36% to \$10.2 million
- Net profit after tax of \$4.9 million – 97% increase on 2020
- Revenue increase includes gyrostabilizer sales of \$7.4 million - up 54% on 2020 with the current value of enquiries more than double that of 30 June 2020
- MD and CFO to present results today at NWR's Virtual Conference– see details below

VEEM Ltd (ASX: VEE) ('VEEM' or 'the Company'), manufacturer of disruptive, high-technology marine propulsion and stabilization systems for the global luxury motor yacht, fast ferry, commercial workboat and defence industries is pleased to provide an update on its expected results for the financial year ended 30 June 2021. Further detail is included in the attached presentation. The results are currently unaudited. Full audited financial statements will be released before the end of August 2021.

	Full Year Result (\$million)		
	30/6/2021	30/6/2020	% Change
Revenue	59.5	44.4	34%
EBITDA	10.2	7.5	36%
Profit before tax	5.9	3.2	81%
NPAT	4.9	2.5	97%
EPS (cents)	3.7	1.9	97%
Cashflow from Operations	6.8	6.0	14%
Net Assets	36.6	32.6	12%

**Mark Miocevic, Managing Director of VEEM said:** "This is a record year for VEEM with revenue of \$59.5 million and a bottom line profit of \$4.9 million. The results are very pleasing with all areas of the business contributing including propulsion, defence, engineering products and services and lastly gyrostabilizers which had a significant increase in revenue.

"We are very positive about the outlook for FY2022. In particular the growth in VEEM's own products, gyros, propulsion and forever pipe, is set to continue strongly."

*This ASX announcement was authorised for release by VEEM Managing Director, Mark Miocevic.*

### Further information:

VEEM Managing Director  
**Mark Miocevic**  
+61 8 9455 9355

CFO & Company Secretary  
**David Rich**  
+61 8 9455 9355

Investor Relations  
**Simon Hinsley**  
+61 401 809 653  
[simon@nwrcommunications.com.au](mailto:simon@nwrcommunications.com.au)



### **Presentation of Results**

VEEM will be presenting its FY2021 results at the NWR Virtual Investor Conference later today. Investors and interested parties are encouraged to attend.

**Presenting:** Mark Mioceovich, Managing Director, and David Rich, CFO

**Time:** 1:10pm AEST/11.10am AWST today (Wednesday 4 August 2021)

**Investors can register for the session at the following link:**

[https://us02web.zoom.us/webinar/register/WN\\_NPLri73eTGu1M9jGlwXs7Q](https://us02web.zoom.us/webinar/register/WN_NPLri73eTGu1M9jGlwXs7Q)

Investors are invited to submit questions prior to the webinar to [simon@nwrcommunications.com.au](mailto:simon@nwrcommunications.com.au)

For more information on the conference click here: <https://nwrconference.webflow.io/>

### **ABOUT VEEM LIMITED (ASX: VEE)**

VEEM Ltd is a designer and manufacturer of disruptive, high-technology marine propulsion and stabilization systems for the global luxury motor yacht, fast ferry, commercial workboat and defence industries. VEEM's market leading Gyrostabilizers significantly reduce the rolling motion of vessels in waves, increasing on-sea time and improving personnel safety and efficiency in a wide range of ocean conditions.

VEEM is also a successful producer of high-performance propellers, fin systems and specialised components delivering consistent profits, cash flow and dividends while also reinvesting in research and development for new products and processes.

Proudly headquartered in Perth, Western Australia, VEEM operates from a 14,700 sqm purpose-built fabrication and manufacturing facility, including Australia's largest non-ferrous foundry. VEEM employs approximately 180 staff in Australia, including graduates and apprentices, and maintains a highly skilled research and development team in-house. Celebrating its 50th anniversary in business in 2018, VEEM listed on the Australian Securities Exchange in 2016. [www.veem.com.au](http://www.veem.com.au)

### **FOLLOW US ON SOCIALS**



[linkedin.com/company/veem-ltd/](https://www.linkedin.com/company/veem-ltd/)

[twitter.com/VEEM\\_Ltd](https://twitter.com/VEEM_Ltd)





**VEEM LTD**

FULL YEAR FY2021 RESULTS PRESENTATION  
NRW VIRTUAL CONFERENCE  
4 AUGUST 2021

# DISCLAIMER

## THIS DOCUMENT DOES NOT CONSTITUTE AN OFFER OR ADVERTISEMENT

This document, including the information contained in this disclaimer, is not a prospectus, product disclosure statement or other disclosure document and does not constitute, or form any part of, an offer to sell, or a solicitation of an offer to buy, the Shares. This document does not constitute an invitation, offer or recommendation to apply for or purchase the Shares and does not contain any application form for the Shares. This document does not constitute an advertisement for an offer or proposed offer of the Shares. Neither this document nor anything contained in it shall form the basis of any contract or commitment and it is not intended to induce or solicit any person to engage in, or refrain from engaging in, any transaction. No person is authorised to give information or make any representation in connection with any Public Offer which is not contained in this document. Any information or representation not so contained may not be relied on as being authorised by the Company, the Lead Manager or any person associated with them. This document does not constitute an offer to sell, or the solicitation of an offer to buy, any securities in the United States. The Shares have not been, and will not be, registered under the U.S. Securities Act of 1933, as amended (Securities Act) or the securities laws of any state or other jurisdiction of the United States, and may not be offered or sold, directly or indirectly, in the United States absent registration under the Securities Act or in a transaction exempt from, or not subject to, the registration requirements of the Securities Act and any other applicable U.S. state securities laws.

## DISTRIBUTION

Distribution of this document outside Australia may be restricted by law. Persons who come into possession of this document who are not in Australia should seek advice on and observe any such restrictions. Any failure to comply with such restrictions may constitute a violation of applicable securities laws.

## NO LIABILITY

The Company has prepared this document based on information available to it at the time of preparation, from sources believed to be reliable and subject to the qualifications in this document. To the maximum extent permitted by law, Limited Parties accept no responsibility or liability for the contents of this document and make no recommendation or warranties concerning any Public Offer. No representation or warranty, express or implied, is made as to the fairness, accuracy, adequacy, validity, correctness or completeness of the information, opinions and conclusions contained in this document. To the maximum extent permitted by law, none of the Limited Parties accepts any responsibility or liability including, without limitation, any liability arising from fault or negligence on the part of any person, for any loss whatsoever arising from the use of this document or its contents or otherwise arising in connection with it.

Neither of the Lead Manager, nor any of its affiliates, related bodies corporate (as that term is defined in the Corporations Act) and their respective directors, employees, officers, representatives, agents, partners, consultants and advisers have authorised, permitted or caused the issue, lodgement, submission, despatch or provision of this document, and none of them make or purport to make any statement in this document and there is no statement in this document which is based on any statement by them.

## PAST PERFORMANCE

Past performance information in this document is given for illustration purposes only and should not be relied upon as (and is not) an indication of future performance. Actual results could differ materially from those referred to in this document.

## FORWARD-LOOKING STATEMENTS

Certain statements, beliefs and opinions contained in this document, particularly those regarding the possible or assumed future financial or other performance of the Company, industry growth or other trend projections are or may be forward looking statements. Forward-looking statements can be identified by the use of 'forward-looking' terminology, including, without limitation, the terms 'believes', 'estimates', 'anticipates', 'expects', 'predicts', 'intends', 'plans', 'propose', 'goals', 'targets', 'aims', 'outlook', 'guidance', 'forecasts', 'may', 'will', 'would', 'could' or 'should' or, in each case, their negative or other variations or comparable terminology. These forward-looking statements include all matters that are not historical facts. By their nature, forward-looking statements involve known and unknown risks, uncertainties and other factors because they relate to events and depend on circumstances that may or may not occur in the future, assumptions which may or may not prove correct, and may be beyond the Company's ability to control or predict which may cause the actual results or performance of the Company to be materially different from the results or performance expressed or implied by such forward-looking statements. Forward-looking statements are based on assumptions and contingencies and are not guarantees or predictions of future performance. No representation is made that any of these statements or forecasts will come to pass or that any forecast result will be achieved. Similarly, no representation is given that the assumptions upon which forward looking statements may be based are reasonable. None of the Company, the Lead Manager or any other Limited Party, makes any representation or warranty as to the accuracy of any forward looking statements contained in this document. Forward-looking statements speak only as at the date of this document and the Limited Parties disclaim any obligations or undertakings to release any update of, or revisions to, any forward-looking statements in this document. All dollar values contained in this document are in Australian dollars (A\$) unless otherwise stated.

## NOT FINANCIAL PRODUCT ADVICE

No attempt has been made to independently verify the information contained in this document. You should make your own assessment in considering an investment in the Company and should not rely on this document. In all cases, you should conduct your own investigations and analysis of the financial condition, assets and liabilities, financial position and performance, profits and losses, prospects and business affairs of the Company and its business, and the contents of this document. This document is not, and should not be construed as, a recommendation by the Company, related bodies corporate (as that term is defined in the Corporations Act), or any of their respective officers, employees, directors, shareholders, partners, representatives, agents, consultants or advisers or any other party referred to in this document (each a **Limited Party** and, together, the **Limited Parties**) to invest in the Company. The information in this document is of a general nature and does not constitute financial product advice, investment advice or any recommendation. Nothing in this document constitutes legal, financial, tax or other advice. The information in this document does not take into account the particular investment objectives, financial situation or needs of any person. You should seek legal, financial, tax and other advice appropriate to your jurisdiction.



# FY2021 Highlights

- 01 Strong revenue, EBITDA and NPAT result\* – up 34%, 36% and 97% respectively on prior year.
- 02 The second and third VG1000SD VEEM Gyros were completed and delivered as well as other deliveries to prestige European yacht builders. Gyro enquiries and quotes are stronger than ever with the value of leads double that of 30 June 2020.
- 03 Propeller revenue was up strongly on the back of increased demand and increased capacity with two new machining centres due for delivery in 1H FY2022.
- 04 Defence revenue was strong with both the ASC submarine component contract and ride control for Austal contributing strongly. ASC have already placed an initial order for the next refit.
- 05 Engineering products and services business remained strong and profitable with increased sales of Forever Pipe and new patents applied for.
- 06 Outlook is very positive in all areas of the business.



\*These results are unaudited.

# FY2021 Financial Highlights\*

- 01 Revenue of \$59.5m up 34% on FY2020.
- 02 Sales of VEEM Gyros \$7.4m, up 54% on FY2020. Current orders in hand of \$1.5m with stronger than ever leads and enquiries supporting continuing significant increases.
- 03 EBITDA of \$10.2m, up 36% on FY2020. Profit before tax up 81% to \$5.9m.
- 04 NPAT up 97% on FY2020 to \$4.9m.
- 05 Cash Flow from Operations of \$6.8m, up 14%. This reflects increases in inventory and previously received progress payments flowing through the revenue for the year when compared to EBITDA.
- 06 Healthy cash balance of \$2.2m with unused overdraft of \$3.4m and term debt of \$7.2m (incl. HP).
- 07 Net Assets up 12% from \$32.6m to \$36.6m.
- 08 Propulsion revenue was up 17% from FY2020 on the back of strong demand and an increase in operational capacity.
- 09 Engineering products and services business remained strong and profitable with sales of Forever Pipe up 43%.
- 10 Defence revenue was very strong with almost all orders under the \$9m submarine contract delivered and continued strong sales of marine ride control fins.

\*These results are unaudited.

# 2021 Full Year Financial Results Summary

	FY2021* A\$mil.	FY2020 A\$mil.	% Change
Revenue	59.5	44.4	34%
EBITDA <sup>#</sup>	10.2	7.5	36%
Profit before Tax <sup>#</sup>	5.9	3.2	81%
Net Profit after Tax (NPAT)	4.9	2.5	97%
Earnings Per Share (EPS)(cents)	3.7	1.9	97%
Cash Flow From Operations	6.8	6.0	14%
Net Assets	36.6	32.6	12%

\*These results are unaudited.    #JobKeeper income is included in EBITDA and NPAT in both the 2021 (\$1.5m) and 2020 (\$1.5m) financial years.

# Gyrostabilizer 1H FY2021 Highlights

Sales of VEEM Gyros \$7.4m, up 54% on 2020. Sales for 2H 2021 were \$3.8m, up 5% on 1H 2021. Current order book is \$1.5m and the value of leads is more than double that at 30 June 2020.

Significant increase in higher probability leads and enquiries for all sizes provides confidence in expected forward sales increases. VEEM Gyros specified on a number of vessel tenders. Sales team increased.

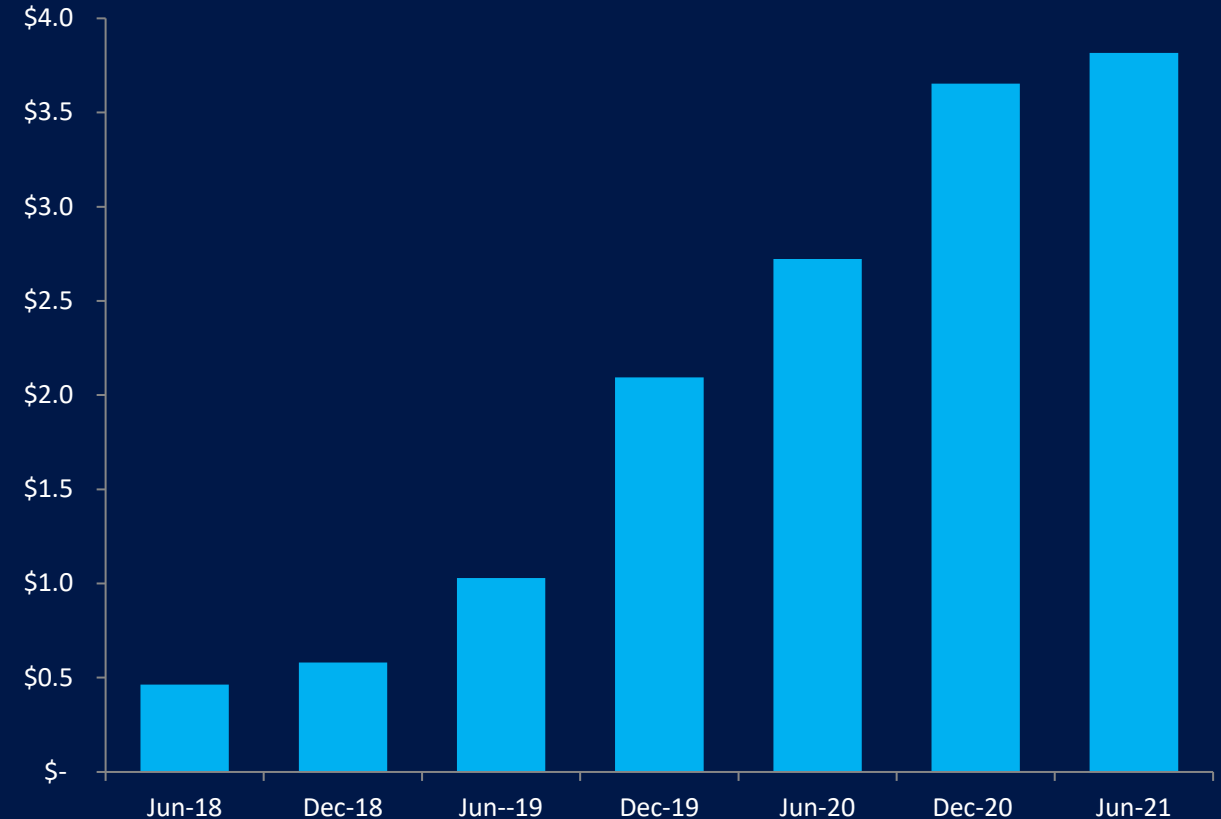
New gyro facility running well and build efficiencies are evident. Now building to a plan based on forecast probable sales which will generate efficiencies in labour and materials.

Staffing and systems significantly improved over the year with new senior managers now appointed in key roles. Strong technical capability has also been added in Europe with a strong emphasis on after-sales.

Engineering development work has been focused on further improving the performance of the gyro, increasing the flywheel on the larger gyro to provide even more stabilization torque and after-sales servicing.

Potential gyro market size identified as US\$14.6bn with US\$1.1bn being new builds. The scope for growth in this market is huge across commercial, superyachts and defence.

Sales of VEEM Gyros (\$m)

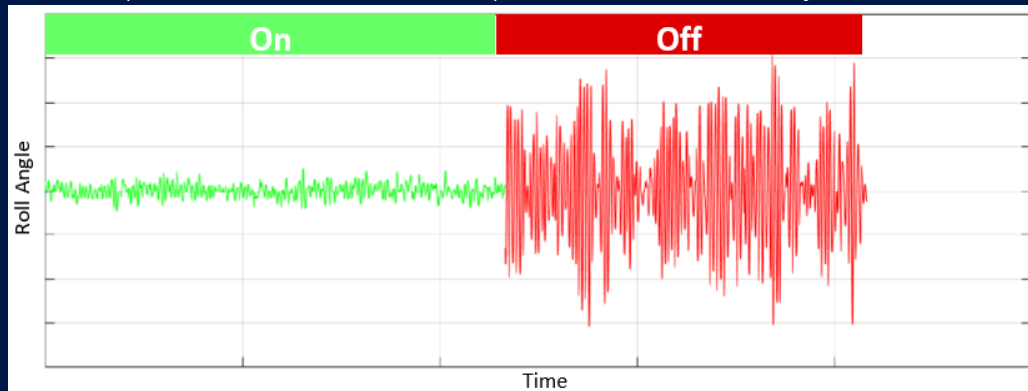




# Gyrostabilizer 1H FY2021 Highlights (cont.)



The MV Leonardo with the VG1000SD VEEM Gyro installed on the deck (below the yellow crane boom) ahead of sea trials. Anecdotally, Damen representatives and crew on board during the trials were very impressed with the vessel comfort and performance when the VEEM Gyro was turned on.



COVID-19 resulted in a general slowdown in European shipyards which has flowed on to vessel completions, gyro installations and commissioning. This in turn pushes out the customer experience and feedback and hence re-orders.

Three year supply agreement signed with Damen Shipyards, one of Europe's largest shipyards producing 175 vessels per annum.

Three VG520/1000SD gyros have been built and sold to date (two during FY2021). The second VG520/1000SD was a retrofit installed on a Naviera Integral offshore oil field workboat in the Gulf of Mexico (Damen FCS5009).

The Naviera Integral gyro was the first VG520/1000SD to be commissioned and during the sea trials roll motion data was recorded with roll reduction measurements exceeding customer expectations.

The third VG520/1000SD VEEM Gyro has been installed on a privately owned Damen FCS vessel in Western Australia with commissioning and sea trials imminent.

Sales of the three VEEM Gyros for installation on Damen workboats and significant leads from other commercial players has indicated the rate of takeup within the commercial market will be more rapid than expected.

# Outlook - Gyrostabilizers

Gyro sales are expected to continue to grow rapidly given the current strong level of orders, leads and enquiries and the huge potential market.

VEEM's strategy of building to a production plan based on sales forecasts should appeal to the retrofit market in particular as it will provide inventory available for short delivery and installation periods.

VEEM will continue to add to its European-based staff in the coming months to further enhance shipyards and owners knowledge and experience of VEEM Gyros. The after-sales area of the business will continue to increase as more VEEM gyros are in service.

VEEM continues to expand and formalise its capability in the area of after-sales and support. Ensuring the business is correctly resourced close to key markets in order to support the future installed base.

Commercial retrofit and luxury superyacht new build markets are expected to be the major growth areas with defence expected to take longer to implement new technologies.

The positive results from the Gulf of Mexico sea trials and the Damen product launch of the FCS7011 later this quarter are expected to drive further interest from the commercial sector through Damen and others.



# Outlook – Propulsion & Defence



## PROPULSION

- Expected to continue to grow due to increased demand globally. Many yards booked out to 2023-4.
- New key superyacht builders adding VEEM as primary supplier
- Two new machine centres due shortly to increase capacity to meet demand.
- Increased sales of new propulsion products such as shaftlines.
- Engineering innovation to continue to deliver improvements in time and cost of manufacturing which will allow VEEM to continue to offer the premium product at reasonable prices while maintaining gross margins.



## DEFENCE

- FY2022 will see the tail of the current submarine component contract and the initial deliveries of the next full cycle docking (initial order already received) along with normal levels of spares.
- Deliveries to Austal for the LCS ride control will continue through to the end of 1H 2022. Other Austal ride control and propulsion work is expected to be ongoing.
- Federal government's increased drive for local content, on naval vessels in particular, is expected to drive growth through BAE Systems Australia and others.
- BAE Systems Australia has placed an order for a pilot propeller blade as part of qualification for the Hunter Class Frigate Program



# Outlook – Forever Pipe & Engineering On-Demand



## FOREVER PIPE

- Forever pipe is expected to continue to increase its presence in domestic and overseas markets with an expanded product range.
- R&D has led to breakthrough developments of bends and T-pieces which will significantly improve the life-cycle and plant safety even further. Patents have been applied for.
- The bends and T-pieces allow the full system to now be better protected and screened for wear enhancing safety and lowering costs significantly. This is expected to drive enquiries and subsequently sales as the product is rolled out.



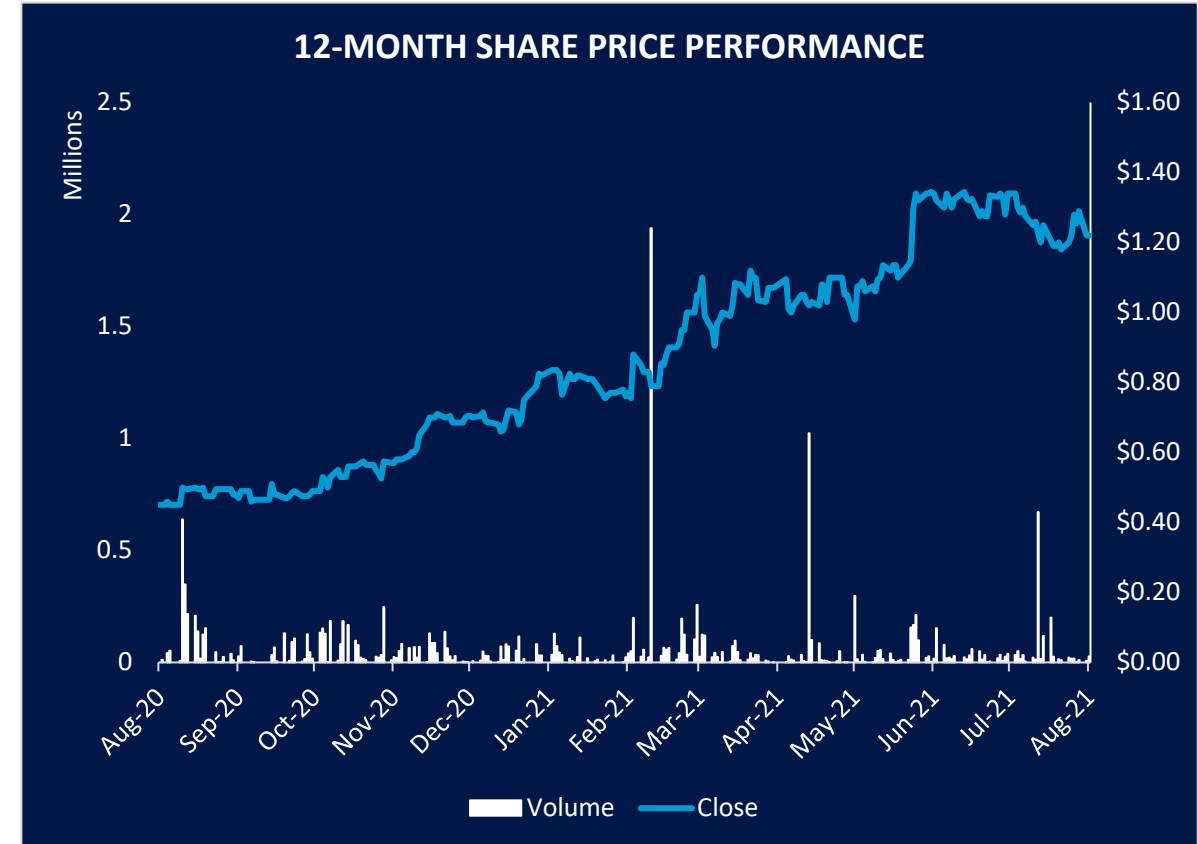
## ENGINEERING ON-DEMAND

- Continuing to bid on, and win, work across the country where utilisation of the Company's foundry and precision machining capability enables VEEM to provide specialist solutions for customers.
- Maintaining the engineering capability and expertise also supports the marine and defence businesses.
- Local 24/7 dynamic balancing division is very busy and this is expected to continue.



# Corporate Overview

Corporate Snapshot	
ASX Code	VEE
Share Price (3 Aug 2021)	\$1.22
Market Capitalisation (3 Aug 2021)	\$159m
Shares on Issue	130m
Substantial Shareholders	
Miocevich Family	61.54%
Perennial Value Management	13.12%





## Contact

**Mark Miocevich**  
Managing Director  
+61 8 9455 9355

**David Rich**  
CFO  
+61 8 9455 9355

**Simon Hinsley**  
Investor & Media Relations  
+61 401 809 653  
[simon@nwrcommunications.com.au](mailto:simon@nwrcommunications.com.au)

