



30 October 2014

Manager of Company Announcements  
Australian Securities Exchange  
Level 6, 20 Bridge Street  
Sydney NSW 2000

*By E-Lodgement*

### **Annual Report**

Please find attached the Company's Annual Report, which is available on the Company's website [www.blackmountainresources.com.au](http://www.blackmountainresources.com.au).

For and on behalf of the Board

A handwritten signature in black ink, consisting of several overlapping loops and strokes, enclosed within a thin, hand-drawn oval border.

Peter Landau  
Executive Director

For further information please visit [www.blackmountainresources.com.au](http://www.blackmountainresources.com.au) or contact:

**Black Mountain Resources Limited**

Peter Landau  
Executive Director  
T: +61 (8) 9488 5220

**Media (Australia)**

PPR  
David Tasker  
T: +61 (8) 9388 0944

**Joint Broker (UK)**

Westhouse Securities Limited  
Martin Davison  
T: +44 (0) 207 601 6100

**Nominated Advisor**

RFC Ambrian Limited  
Trinity McIntyre  
T: +61 (8) 9480 2500

**Media (UK)**

St Brides Media & Finance Limited  
Elisabeth Cowell  
T: +44 (0) 207 236 1177

**Joint Broker (UK)**

Hume Capital Securities plc  
Jon Belliss  
T: +44 (0) 203 693 1493

## **About Black Mountain Resources Limited**

Black Mountain Resources Limited is a dual listed (ASX | AIM: BMZ) silver and gold focused development company focussed on the advancement of three highly prospective previously operating assets located in two of the world's most developed and proven silver and gold mining regions of Idaho and Montana, USA.

The Company holds a 70% interest in the New Departure Silver Project, the Conjecture Silver Project and the Tabor Gold and Silver Project pursuant to 45 year leases from Chester Mining Company, Lucky Friday Extension Mining Company and Brush Prairie Minerals respectively. Black Mountain plans to implement low cost production and development programmes across all three assets. It is also implementing exploration programmes to capitalise on the exploration upside potential apparent across its portfolio.

Black Mountain Resources Limited was incorporated on 29 October 2010 and is listed on the Australian Securities Exchange (ASX) and London's AIM Market – trading codes BMZ and BMZO.

## **Forward Looking Statement**

Certain statements made during or in connection with this communication, including, without limitation, those concerning the economic outlook for the silver market, expectations regarding silver ore prices, production, cash costs and other operating results growth prospects and the outlook of the Company's operations including the likely commencement of commercial operations of the New Departure and Conjecture Silver Projects, its liquidity and the capital resources and expenditure, contain or comprise certain forward-looking statements regarding the Company's development and exploration operations economic performance and financial condition. Although the Company believes that the expectations reflected in such forward-looking statements are reasonable, no assurance can be given that such expectations will prove to have been correct. Accordingly, results could differ materially from those set out in the forward-looking statements as a result of, among other factors, changes in economic and market conditions, success of business and operating initiatives, changes in the regulatory environment and other government actions, fluctuations in silver ore prices and exchange rates and business and operational risk management. For a discussion of such factors refer to the Company's most recent annual report and half year report. The Company undertakes no obligation to update publicly or release any revisions to these forward-looking statements to reflect events or circumstances after today's date or to reflect the occurrence of unanticipated events.



**blackmountain**  
resources limited

**AND CONTROLLED ENTITIES**  
**ABN 55 147 106 974**

**ANNUAL REPORT**  
**FOR THE YEAR ENDED**  
**30 JUNE 2014**

## Contents

Chairman's Letter .....	1
Corporate Information .....	2
Directors' Report .....	3
Auditor's Independence Declaration.....	19
Independent Auditor's Report.....	20
Consolidated Statement of Comprehensive Income.....	22
Consolidated Statement of Financial Position.....	23
Consolidated Statement of Cash Flows .....	24
Consolidated Statement of Changes in Equity .....	25
Notes to the Financial Statements .....	26
Directors' Declaration .....	56
Corporate Governance .....	57
ASX Additional Information .....	61

## Chairman's Letter to Shareholders

Dear Shareholder,

This year has been a difficult one for the Company as we progressed with the continued development of our New Departure Silver Project located in Montana, US. Key factors in the delayed development were, the decision to undergo a significant sampling program to maximize mining efficiency and avoid potential cost and grade issues moving forward given the decline in silver prices during the year and difficult market conditions.

Importantly, the sampling results have continued to confirm the high grade nature of the New Departure silver mineralisation and improve confidence levels with the mine's historical resource models.

The Board has continued to assess the best financing solution moving forward taking into account the current tight equity structure of the Company and tough market conditions for junior resource companies. Despite the delayed progress in concluding the most appropriate financing path for New Departure, the Board is confident that it will be finalised in Q4 and shareholders can begin to see the benefits of bringing New Departure into production with a suitable facility in place.

Upon successful mine production at New Departure, Black Mountain will look to recommence exploration and development activities at the Conjecture Silver Mine and the Tabor Project.

On behalf of the Board of Directors of Black Mountain, I would like to take this opportunity to thank our shareholders for their patience and support and I look forward to providing critical updates on our progress as we move from junior developer to silver producer.

Yours faithfully

A handwritten signature in black ink, consisting of several overlapping loops and a long horizontal stroke, enclosed within a thin black oval border.

**Peter Landau**  
**Executive Chairman**

## Corporate Information

This financial report includes the consolidated financial statements of Black Mountain Resources Limited and controlled entities ('the Group'). The Group's functional presentation currency is AUD (\$).

A description of the Group's operations and of its principal activities is included in the review of operations and activities in the Director's Report.

### Directors

Mr Peter Landau – Executive Chairman  
Mr John Ryan – Executive Director  
Ms Shannon Robinson – Executive Director  
Mr Jason Brewer – Non-Executive Director

### Company Secretary

Ms Jane Flegg

### Registered Office

Ground Floor, 1 Havelock Street  
West Perth WA 6005

### Share Registry

Computershare Investor Services  
Level 2/45 St Georges Tce  
Perth WA 6000

### Website

[www.blackmountainresources.com.au](http://www.blackmountainresources.com.au)

### Auditors

RSM Bird Cameron Partners  
8 St Georges Terrace  
Perth WA 6000

### Solicitors

Steinepreis Paganin  
Level 4, 16 Milligan Street  
Perth WA 6000

### Stock Exchange

Australian Securities Exchange  
Exchange Plaza  
2 The Esplanade  
Perth WA 6000

ASX Code: BMZ

London Stock Exchange plc (AIM)  
10 Paternoster Square  
London EC4M 7LS

AIM Code: BMZ

## Directors' Report

Your Directors present the following report on Black Mountain Resources Limited and its controlled entities (referred to hereafter as "the Group") for the year ended 30 June 2014.

### Directors

The names of the Directors in office during the year and until the date of this report are as follows. All Directors were in office for the entire period unless otherwise stated:

Mr Peter Landau (Executive Chairman)

Mr John Ryan (Executive Director)

Ms Shannon Robinson (Executive Director)<sup>1</sup>

Mr Jason Brewer (Non Executive Director)

Note:

1. Ms Robinson resigned 21 July 2014

### Principal Activities

The principal activity of the Group for the year ended 30 June 2014 was silver and resource mineral exploration and exploitation.

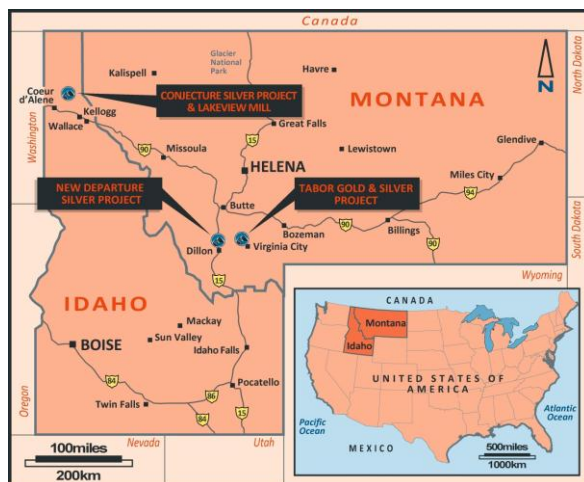
### Dividends

No dividend has been paid or recommended by the Directors since the commencement of the financial year.

### Review of Operations

The consolidated statement of comprehensive income shows a consolidated net loss for the year ended 30 June 2014 to members of \$3,577,481 (2013: net loss of \$2,675,383).

Black Mountain holds an interest in three high grade, low cost silver projects located in the prolific silver regions of Idaho & Montana, USA (**Projects**). During the year, Black Mountain completed the acquisition of a 70% interest in the Projects following satisfaction of its earn-in commitments. Significant exploration and mine development was undertaken on the New Departure Silver Project and the Conjecture Silver Project.



**Figure 1: Project Location Map**

## **Directors Report (continued)**

### **Review of Operations (Cont'd)**

#### **New Departure Silver Project, Montana**

The New Departure Silver Project consists of 68 patented and unpatented claims, over a 427 hectare area located in Montana, US which is under a 45 year lease from the Chester Mining Company.

Since it was discovered in the 1880's, the project has produced high grade silver through several operators, before production ceased in the 1980s.

Historical geological reports completed in 1998 identified six separate undeveloped ore blocks within the historic mine that were estimated to contain 100,000 – 120,000 tonnes of Ag at an estimated average grade of 700 – 750 grams Ag per ton. The undeveloped ore blocks are located only 90ft (30m) below the existing workings, highlighting the Project's potential to provide early re-entry to historic workings and significant exploration upside.

The silver mineralisation at the New Departure Silver Project occurs as veins and replacements within a dolomitic limestone host and are comprised of high grade silver minerals such as tetrahedrite and high grade silver bearing galena.

The Company is focussed on restarting production from the first two mining blocks, including the New Departure ore shoot, which historically produced the bulk of the high grade silver. The rehabilitation of existing workings, the development of the mine, and minor repairs to the Laczay Adit, has commenced which will enable the Company to drive a 335m 15% decline which will provide access to the ore blocks. This will enable the Company to commence production targeting up to 250tpd.

During the financial year ended 30 June 2014, the Company continued its mine development and extensive sampling program at its New Departure Silver Project located in Montana, US.

The Company further undertook underground and surface surveying and detailed geological mapping during the year that has allowed the Company to progress a 3-D mine evaluation model. These activities, in conjunction with new drifts being developed, opened access to various levels of historic workings during the year and enable increased and more cost effective access to known historic mineralization zones as well as new mineralisation areas. Decline development during the year was commenced towards the Main Zone. The 200ft decline to access the Main Zone was developed to targeted areas from which the Company's consultants consider initial production will predominantly be derived.

Sampling programs during the year focused on the Main Drive and Blue Dot Level, with the latter level considered by the Company's technical staff to have the greatest potential for hosting a mineral resource in the downward and northwest plunging remainder of the previously developed ore body and to form a key part of production from the mine moving forward. The sampling programs were undertaken to confirm historical results and also to quantify any previously unidentified mineralised zones.

Assay results that were received subsequent to the year-end continued to confirm the high grade nature of the New Departure silver mineralisation and included extremely high grade results that surpassed the Company's technical staff expectations with results of up to 422 oz/t of silver ('Ag') returned over 1.9m. These grades exceeded historical grade results.



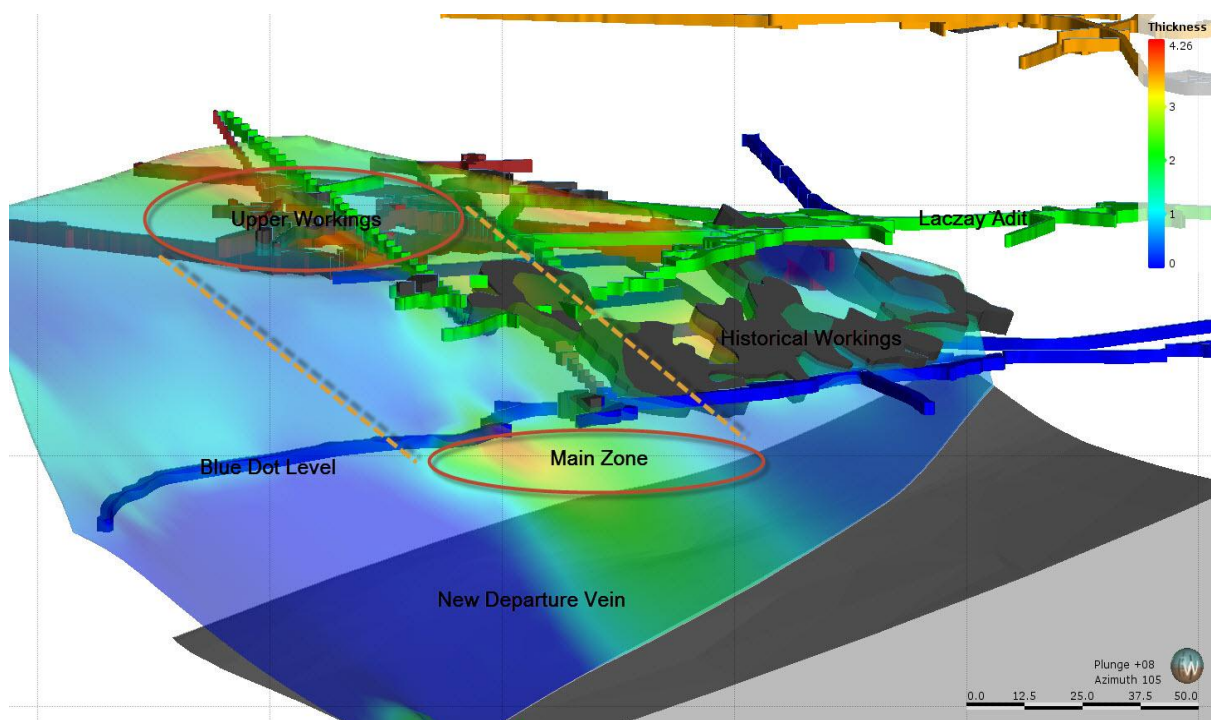


## Directors Report (continued)

### Review of Operations (Cont'd)

Subsequent to the year end the Company started to incorporate the sampling and assay results into a 3-D mine model with further underground sampling planned to expand identified high grade mineralisation zones.

These latest results continue to confirm the high grade nature of the New Departure silver mineralisation. The map below also shows the silver vein mineralization consistent with the historical resource estimates and assists in developing a preliminary mine plan for New Departure.



**Figure 3: New Departure Mine – September 2014 Sample Results & Proposed Resource Areas**

## **Directors Report (continued)**

### **Review of Operations (Cont'd)**

#### **Conjecture Silver Project, Idaho**

The Conjecture Silver Project consists of 59 patented and unpatented mining claims covering over 700 hectares in the Lakeview Mining District.

The property has a history of production and development going back over 100 years, although there has been no significant activity since the 1970s. The geology is considered analogous to that which hosts the major ore deposits of the Coeur d'Alene District some 35 miles to the east of the Conjecture mine. The Coeur d'Alene District has the distinction of being the most productive silver district in North America having produced in excess of 1.2 billion ounces of silver since 1885 to the present.

The Conjecture Project, which is leased for 45 years from Chester Mining Company, has considerable infrastructure in place that is considered by the Company's consultants to be able to both facilitate and reduce the cost of developing the mine. In addition, a mineral reserve study completed in 1981 on the Conjecture Mine provided highly detailed historical reserve block information which had been calculated from data available at that time. Importantly, this identified historic mining blocks estimated to contain 650,000 – 700,000 tonnes of Ag at an estimated grade of 280 – 370 grams Ag per ton.\*

The Company has previously completed its maiden of 16 hole diamond core drilling programme (1,800m) at the Conjecture Silver Project that targeted both historic mining blocks and previously undrilled sections of the Conjecture Shear Zone. Initial assay results for intercepts had grades of 300-1,106 g/t silver. These results were consistent with the previous historic data for mining block 31 identified in the 1981 Reserve Report on the Conjecture Silver Project which estimated the block to contain 50,000 - 60,000 tons of silver at an estimated grade of 350-375 g/t silver.

During the year, with the Company's focus being on the New Departure Silver Project only limited work was undertaken at the Conjecture Project. The Company anticipates recommencing major activities during the New Year, with a particular focus on completion of the decline ramp to access historic workings and drifting on exposed vein structures.

#### **Tabor Silver and Gold Project**

The Tabor Gold and Silver Project consists of 26 patented and unpatented claims over 150 hectares in the prolific gold and silver producing region of Virginia City, Montana. The property is under a 45 year lease from Brush Prairie Minerals.

The Tabor Project includes historic workings of six previously producing mines (named by the actual rock vein mined) the Pearl, Nellie Bay, St. John, Don-A-Vera, Eagle Black and Shenandoah which are on patented mining claims. The workings were the subject of an in depth technical feasibility study in the early 80s which analysed the production potential of each vein. The underground workings are generally shallow and it is proposed that they are developed from mountain side adits with the priority targets being the St John and Pearl veins.

The Company had proposed to develop the project with initial mine re-entry and repair of existing workings followed by an exploration program including surface exploration and drilling together with underground sampling and assays. The Company continues with the collation, digitisation, mapping and review of historic data on the project and will evaluate its development only once production at both the New Departure and Conjecture projects is established.

## **Directors Report (continued)**

### **Review of Operations (Cont'd)**

#### **Corporate**

The Company announced in the second half of the year that it had agreed a US\$1.5 million facility, subject to finalising definitive agreements, which remain outstanding as at the reporting date. The proposed funding will be used to finalise and move the Company's New Departure Silver Project towards production.

Subsequent to the end of the financial year ended 30 June 2014, the Company announced the resignation of director and joint company secretary Ms Shannon Robinson and Ms Rebecca Sandford as joint company secretary, and the appointment of Ms Jane Flegg as company secretary.

#### **Significant Changes in State Of Affairs**

There have been no significant changes in the state of affairs of the consolidated entity during the financial year.

#### **After Balance Date Events**

There have been no post balance date events other than as stated above.

#### **Likely Developments and Expected Results**

The Group will undertake exploration activity on its Silver projects and will also focus on completing the acquisition of the Lakeview Mill.

#### **Financial Position**

At 30 June 2014, the Group had net assets of \$13,595,685 with cash reserves of \$61,785 (2013: net assets of \$16,822,220 with cash reserve of \$329,346).

The independent auditor's report contains an 'Emphasis of Matter'. For further information, refer to Note 1(a) in the Notes to the Financial Statements.

#### **Environmental Regulation**

The Group operates within the resources sector and conducts its business activities with respect for the environment, while continuing to meet the expectations of the shareholders, employees and suppliers. The company's exploration activities are currently regulated by significant environmental regulation under laws of the Commonwealth and states and territories of Australia. The Group aims to ensure that the highest standard of environmental care is achieved, and that it complies with all relevant environmental legislation.

The directors have considered the recently enacted National Greenhouse and Energy Reporting Act 2007 (the NGER Act) which introduces a single national reporting framework for the reporting and dissemination of information about the greenhouse gas emissions, greenhouse gas projects, and energy use and production of corporations. At the current stage of development, the directors have determined that the NGER Act will have no effect on the Group for the current, or subsequent financial year. The directors will reassess this position as and when the need arises.

The directors are mindful of the regulatory regime in relation to the impact of the organisational activities on the environment. There have been no known breaches by the Group during the financial year.

## Directors Report (continued)

### Information on Directors

Mr Peter Landau	- Executive Chairman
Qualifications	- Bachelor of Law, BComm
Experience	- Mr Peter Landau is the founding director of Okap Ventures Pty Ltd and Komodo Capital Pty Ltd, internationally focused project management, corporate advisory and venture capital firms based in Western Australia and London. Mr Landau is a former corporate lawyer and corporate advisor and has over 15 years' experience in providing general corporate, capital raising, transaction and strategic advice to numerous ASX listed and unlisted companies. Mr Landau has project managed a significant number of oil and gas mining exploration and development transactions around the world including capital raisings, M&A, joint ventures and finance structures. Mr Peter Landau is also a director of several ASX and AIM listed resource companies including Continental Coal Limited.
Interest in Shares and Options	- 305,000 Ordinary Shares 152,500 listed options (\$0.20; 7 May 2015)
Current directorships	- Director of Citation Resources Limited, Continental Coal Limited, Aus American Mining Limited and Nkwe Platinum Limited
Former directorships held in past three years	- Director of Paynes Find Gold Limited (4th October 2013) and Eclipse Metals Limited (7 <sup>th</sup> October 2013)

Mr John Ryan	- Executive Director
Qualifications	- B.S Mining Engineering, J.D. Juris Doctor
Experience	- Mr. John Ryan is a qualified mining engineer with extensive international mining experience particularly in the Coeur d'Alene District including work at the Consolidated Silver Mine and the Galena Mine. Mr Ryan is the founder / co-founder of a number of resource companies including Royal Silver Mines Inc., Silver Bull Resources, Western Goldfields Inc., and U.S. Silver Corporation.
Interest in Shares and Options	- 4,000,000 Ordinary Shares 5,000,000 Performance Shares 2,000,000 listed options (\$0.20; 7 May 2015)
Current directorships	- Trend Mining Company, Independence Brewing Company, Direct Response Media Inc, Lucky Friday Extension Mining Company Inc, Mineral Mountain Mining & Milling Company, Tintic Standard Gold Mines Inc, Consolidated Goldfields Inc, Silver Verde May Mining Company Inc.
Former directorships held in past three years	- US Silver Corporation, Gold Crest Mines Inc

## Directors Report (continued)

### Information on Directors (cont)

Ms Shannon Robinson	- Executive Director   Joint Company Secretary
Qualifications	- Bachelor of Law, BComm, ACIS, ACID
Experience	- Ms Shannon Robinson has over 10 years international experience providing corporate advice in relation to acquisitions, takeovers, capital raisings, listing of companies including on ASX and AIM, due diligence reviews and compliance and managing associated legal issues. Ms Robinson is an associate of the Chartered Secretaries Australia and a member of AMPLA and has previously worked as a corporate lawyer at boutique law firms. Ms Robinson also holds non-executive directorships with several public resource companies and acts as the company secretary of a number of ASX and AIM listed companies
Interest in Shares and Options	- 172,727 Ordinary Shares 86,364 listed options (\$0.20; 7 May 2015)
Current directorships	- Director of White Star Resources Limited.
Former directorships held in past three years	- Director of Kaboko Mining Limited (30 <sup>th</sup> June 2014)

Mr Jason Brewer	- Non-Executive Director
Qualifications	- Masters of Mining Engineering, Masters of Mineral Law and Policy
Experience	- Mr Jason Brewer has 18 years international experience in mining, equity investment, corporate and project financing, capital raising, investment advising and evaluation of resource companies. He is a qualified mining engineer with operating experience in Canada, South Africa and Australia and has worked for several international investment banks and also managed Australia's largest ASX-listed resources fund. Mr Brewer also holds a number of non-executive directorships with several public resource companies and is an executive director of Okap Ventures Pty Ltd and Komodo Capital Pty Ltd.
Interest in Shares and Options	- 305,000 Ordinary Shares 152,500 listed options (\$0.20; 7 May 2015)
Current directorships	- Director of De Grey Mining Limited.
Former directorships held in past three years	- Director of Continental Coal Limited, Altona Mining Limited and Kaboko Mining Limited

### **Ms Rebecca Sandford (resigned on 21 July 2014)**

*Company Secretary*

*Qualifications: B.Bus*

Ms Sandford is an employee of Okap Ventures. Okap Ventures is an internationally focused corporate advisory and venture capital firm based in West Perth, Western Australia and London. Previously Ms Sandford worked at Grange Consulting. Ms Sandford's experience includes acquisitions, takeovers, capital raisings, listing of companies on ASX, due diligence reviews and compliance. Ms Sandford has acted as the company secretary of a number of ASX listed companies. Ms Sandford is a member of the Chartered Secretaries Australia.

## Directors Report (continued)

### Ms Jane Flegg (appointed on 21 July 2014)

#### *Company Secretary*

Ms Flegg has over 20 years of experience in finance and administration. During the past decade she has been a Corporate Advisor to several ASX and AIM listed mining and oil and gas exploration companies, specialising in corporate and financial management, compliance and company secretarial advice. Ms Flegg is currently Company Secretary/CFO of Continental Coal Limited, Kaboko Mining Limited, International Goldfields Ltd and Black Mountain Resources Limited

### Directors Meetings

The number of Directors' meetings held and the number of meetings attended by each of the Directors of the Group for the time the Director held office during the year were as follows:

	Number of Meetings Eligible to Attend	Number of Meetings directors' attended
<b>Number of Meetings Held</b>		
<b>Number of Meetings Attended</b>		
<b>Director</b>		
Mr Peter Landau	4	4
Mr John Ryan	4	4
Ms Shannon Robinson	4	4
Mr Jason Brewer	4	4

### Shares under Option

Unissued ordinary shares of Black Mountain Resources Limited under option at the date of this report are as follows:

Type	Expiry Date	Issue Price of Shares	Number Under Option
Unlisted	25 July 2016	\$0.25	500,000
Unlisted	15 November 2015	\$0.30	2,000,000
Unlisted	30 November 2016	\$0.10	1,000,000
Unlisted	31 March 2017	\$0.12	3,000,000
Listed	7 May 2015	\$0.20	51,123,750

### Shares Issued on the Exercise of Options

There were no options exercised during the year.

### Insurance of Officers

During the year, Black Mountain Resources Limited paid a premium of \$13,347 to insure the directors and secretaries of the Group.

The liabilities insured are legal costs that may be incurred in defending civil or criminal proceedings that may be brought against the officers in their capacity as officers of entities in the Group, and any other payments arising from liabilities incurred by the officers in connection with such proceedings. This does not include such liabilities that arise from conduct involving a wilful breach of duty by the officers or the improper use by the officers of their position or of information to gain advantage for them or someone else or to cause detriment to the Group. It is not possible to apportion the premium between amounts relating to the insurance against legal costs and those relating to other liabilities.



## **Directors Report (continued)**

### **Indemnity and insurance of auditor**

The company has not, during or since the end of the financial year, indemnified or agreed to indemnify the auditor of the company or any related entity against a liability incurred by the auditor.

During the financial year, the company has not paid a premium in respect of a contract to insure the auditor of the company or any related entity.

### **Proceedings on Behalf of the Company**

No person has applied to the Court under section 237 of the Corporations Act 2001 for leave to bring proceedings on behalf of the Group, or to intervene in any proceedings to which the Group is a party, for the purpose of taking responsibility on behalf of the Group for all or part of those proceedings.

No proceedings have been brought or intervened in on behalf of the Group with leave of the Court under section 237 of the Corporations Act 2001.

### **Non-Audit Services**

Details of amounts paid or payable to the auditor for non-audit services provided during the year by the auditor are outlined in Note 22 to the financial statements. The directors are satisfied that the provision of non-audit services is compatible with the general standard of independence for auditors imposed by the Corporations Act 2001.

The directors are of the opinion that the services do not compromise the auditor's independence as all non-audit services have been reviewed to ensure that they do not impact the impartiality and objectivity of the auditor and none of the services undermine the general principles relating to auditor independence as set out in Code of Conduct APES 110 Code of Ethics for Professional Accountants issued by the Accounting Professional & Ethical Standards Board.

### **Auditor's Independence Declaration**

A copy of the auditors' independence declaration as required under section 307C of the Corporations Act 2001 has been included as part of the financial report.



## **Directors Report (continued)**

### **Remuneration Report (Audited)**

The remuneration report is set out under the following main headings:

- A Principles used to determine the nature and amount of remuneration.
- B Details of remuneration.
- C Service agreements.
- D Share-based compensation.
- E Additional disclosures relating to key management personnel

#### **A Principles used to determine the nature and amount of remuneration**

The Board has elected not to establish a remuneration committee based on the size of the organisation and has instead agreed to meet as deemed necessary and allocate the appropriate time at its board meetings.

The following items are considered and discussed as deemed necessary at the board meetings:

- make specific recommendations to the board on remuneration of directors and senior officers;
- recommend the terms and conditions of employment for the Executive Director;
- undertake a review of the Executive Director's performance, at least annually, including setting with the Executive Director goals for the coming year and reviewing progress in achieving those goals;
- consider and report to the Board on the recommendations of the Executive Director on the remuneration of all direct reports; and
- develop and facilitate a process for Board and Director evaluation.

#### **Non-Executive Directors**

Fees and payments to non-executive directors reflect the demands which are made on, and the responsibilities of, the directors. Non-executive directors' fees and payments are reviewed annually by the Board.

#### **Directors' Fees**

Non-executive directors' fees are determined within an aggregate directors' fee pool limit, which is periodically recommended for approval by shareholders. The maximum currently stands at \$150,000 per annum.

## **Directors Report (continued)**

### **Remuneration report (Audited) (cont'd)**

#### **A Principles used to determine the nature and amount of remuneration (cont'd)**

##### **Additional fees**

A Director may also be paid fees or other amounts as the Directors determine if a Director performs special duties or otherwise performs services outside the scope of the ordinary duties of a Director. A Director may also be reimbursed for out of pocket expenses incurred as a result of their directorship or any special duties.

##### **Retirement allowances for directors**

Superannuation contributions required under the Australian Superannuation Guarantee Legislation continue to be made and are deducted from the directors' overall fee entitlements.

##### **Executive pay**

The executive pay and reward framework has two components:

- base pay and benefits, including superannuation; and
- long-term incentives through participation in the Employee Share Option Plan.

The combination of these comprises the executive's total remuneration. The Group intends to revisit its long-term equity-linked performance incentives for executives as deemed necessary by the Board.

##### **Base pay**

The employment cost package which may be delivered as a combination of cash and prescribed non-financial benefits at the executives' discretion.

Executives are offered a competitive base pay that comprises the fixed component of pay and rewards. Base pay for executives is reviewed annually to ensure the executive's pay is competitive with the market. An executive's pay is also reviewed every 12 months and may increase every 12 months.

##### **Benefits**

No benefits other than noted above are paid to Directors or Management except as incurred in normal operations of the business.

## Directors Report (continued)

### Remuneration report (Audited) (cont'd)

#### A Principles used to determine the nature and amount of remuneration (cont'd)

##### Long term incentives

Options are issued at the Board's discretion. Other than options disclosed in section D of the remuneration report, there have been no options issued to employees as at the date of this financial report.

#### B Details of remuneration

Details of the remuneration of the directors and the key management personnel of the Group are found below:

Mr Peter Landau  
Mr John Ryan  
Ms Shannon Robinson – resigned 21 July 2014  
Mr Jason Brewer

#### Key Management personnel and other executives of the Group

	Short- term employee benefits			Post-employment benefits		Share-based payments	Total	Total Remuneration Represented by Options
30 June 2014	Cash salary & Fees	Consulting fee	Non Monetary Benefits	Super-annuation Pensions	Retire-ment Benefits			
Directors	\$	\$	\$	\$	\$	\$	\$	%
<i>Executive directors</i>								
Peter Landau	120,000	-	-	-	-	-	120,000	-
John Ryan	14,108	98,796	-	-	-	-	112,904	-
Shannon Robinson	60,000	-	-	-	-	-	60,000	-
<b>Sub-total executive directors</b>	<b>194,108</b>	<b>98,796</b>	<b>-</b>	<b>-</b>	<b>-</b>	<b>-</b>	<b>292,904</b>	<b>-</b>
<i>Non-executive directors</i>								
Jason Brewer	40,000	-	-	-	-	-	40,000	-
<b>Sub-total Non-executive directors</b>	<b>40,000</b>	<b>-</b>	<b>-</b>	<b>-</b>	<b>-</b>	<b>-</b>	<b>40,000</b>	<b>-</b>
<b>Total key management personnel compensation (Group)</b>	<b>234,108</b>	<b>98,796</b>	<b>-</b>	<b>-</b>	<b>-</b>	<b>-</b>	<b>332,904</b>	<b>-</b>

## Directors Report (continued)

### Remuneration report (cont'd)

#### Key Management personnel and other executives of the Group (cont)

	Short- term employee benefits			Post-employment benefits		Share-based payments	Total	Total Remuneration Represented by Options
30 June 2013	Cash salary & Fees	Consulting fee	Non Monetary Benefits	Super-annuation Pensions	Retire-ment Benefits			
Directors	\$	\$	\$	\$	\$	\$	\$	%
<i>Executive directors</i>								
Peter Landau	120,000	-	-	-	-	-	120,000	-
John Ryan	65,867	-	-	-	-	-	65,867	-
Shannon Robinson	42,167	-	-	-	-	-	42,167	-
<b>Sub-total executive directors</b>	<b>228,034</b>	-	-	-	-	-	<b>228,034</b>	-
<i>Non-executive directors</i>								
Jason Brewer	46,667	-	-	-	-	-	46,667	-
<b>Sub-total Non-executive directors</b>	<b>46,667</b>	-	-	-	-	-	<b>46,667</b>	-
<b>Total key management personnel compensation (Group)</b>	<b>274,701</b>	-	-	-	-	-	<b>274,701</b>	-

#### C Service agreements

On appointment to the Board, all non-executive directors enter into a service agreement with the Group in the form of a letter of appointment. The letter summarises the Board policies and terms, including compensation, relevant to the director.

#### D Share-based compensation

##### Options

Options over shares in Black Mountain Resources Limited are granted at the Directors discretion. Options granted under the plan carry no dividend or voting rights.

The terms and conditions of each grant of options affecting remuneration in this or future reporting periods are as follows:

Grant Date / issue date	Date Vested and Exercisable	Expiry Date	Expiry Price	Value Per Option at Grant Date
15 November 2010 (unlisted options)	15 November 2012	15 November 2015	\$0.30	\$0.030
3 April 2012 (listed options)	3 April 2012	7 May 2015	\$0.20	\$0.030

## Directors Report (continued)

### Remuneration report (cont'd)

#### E Additional disclosures relating to key management personnel

##### Key management personnel options

The number of options over ordinary shares in the company held during the year by each director of Black Mountain Resources Limited and other key management personnel of the Group, including their personally related parties, are set out below:

2014 Name	Balance at the start of the year	Granted as compensation	Exercised	Other changes	Balance at end of the year	Vested and exercisable	Unvested
<b>Directors</b>							
Peter Landau <sup>1</sup>	-	-	-	-	-	-	-
John Ryan	2,000,000	-	-	-	2,000,000	2,000,000	-
Shannon Robinson <sup>2</sup>	86,364	-	-	-	86,364	86,364	-
Jason Brewer <sup>1</sup>	-	-	-	-	-	-	-
<b>Total</b>	<b>2,086,364</b>	<b>-</b>	<b>-</b>	<b>-</b>	<b>2,086,364</b>	<b>2,086,364</b>	<b>-</b>

<sup>1</sup> Okap Ventures Pty Ltd, a company of which Mr Landau is a director and shareholder has 152,500 options in the company.

<sup>2</sup> Ms Shannon Robinson resigned on 21 July 2014

##### Key management personnel shareholdings

The numbers of shares in the company held during the year by each director of Black Mountain Resources Limited and other key management personnel of the Group, including their personally related parties are set out below.

2014 Name	Balance at the start of the year	Received during the year on the exercise of options	Other changes	Balance at the end of the year
<b>Directors</b>				
Peter Landau <sup>1</sup>	-	-	-	-
John Ryan <sup>2</sup>	9,000,000	-	-	9,000,000
Shannon Robinson <sup>3</sup>	172,727	-	-	172,727
Jason Brewer <sup>1</sup>	-	-	-	-
<b>Total</b>	<b>9,172,727</b>	<b>-</b>	<b>-</b>	<b>9,172,727</b>

<sup>1</sup> Okap Ventures Pty Ltd, a company of which Messrs Landau and Brewer are directors and shareholders have 305,000 ordinary shares in the company.

<sup>2</sup> Includes 5,000,000 performance shares

<sup>3</sup> Ms Shannon Robinson resigned on 21 July 2014

## **Directors Report (continued)**

### **Remuneration report (cont'd)**

#### **Other transactions with key management personnel**

Doull Holdings Pty Ltd, a company of which Mr Landau is a director, charged the group directors' fees, which \$165,000 was outstanding at year end.

Scooby Holdings Pty Ltd, a company of which Mr Brewer is a director, charged the group directors' fees, which \$63,332 was outstanding at year end.

Okap Ventures Pty Ltd, a company which Mr Landau and Mr Brewer are directors and shareholders, charged the group corporate advisory fees totalling to \$330,000 for the year and \$374,400 was outstanding at year end.

Amount due to Shannon Robinson at year end is \$102,642.

These transactions have been entered into on normal commercial terms and conditions no more favourable than those available to other parties unless otherwise stated.

### **End of Remuneration Report**

This report of Directors, incorporating the Remuneration Report, is signed in accordance with a resolution of Directors.



---

**Peter Landau**  
**Executive Director**

Perth, Western Australia, 30<sup>th</sup> September 2014

**RSM Bird Cameron Partners**  
8 St George's Terrace Perth WA 6000  
GPO Box R1253 Perth WA 6844  
T +61 8 9261 9100 F +61 8 9261 9101  
www.rsmi.com.au


### AUDITOR'S INDEPENDENCE DECLARATION

As lead auditor for the audit of the financial report of Black Mountain Resources Limited for the year ended 30 June 2014, I declare that, to the best of my knowledge and belief, there have been no contraventions of:

- (i) the auditor independence requirements of the *Corporations Act 2001* in relation to the audit; and
- (ii) any applicable code of professional conduct in relation to the audit.

*Rsm Bird Cameron Partners*

RSM BIRD CAMERON PARTNERS



TUTU PHONG  
Partner

Perth, WA  
Dated: 30 September 2014

**INDEPENDENT AUDITOR'S REPORT  
TO THE MEMBERS OF  
BLACK MOUNTAIN RESOURCES LIMITED**

**Report on the Financial Report**

We have audited the accompanying financial report of Black Mountain Resources Limited, which comprises the statement of financial position as at 30 June 2014, the statement of comprehensive income, statement of changes in equity and statement of cash flows for the year then ended, notes comprising a summary of significant accounting policies and other explanatory information, and the directors' declaration of the consolidated entity comprising the company and the entities it controlled at the year's end or from time to time during the financial year.

*Directors' Responsibility for the Financial Report*

The directors of the company are responsible for the preparation of the financial report that gives a true and fair view in accordance with Australian Accounting Standards and the *Corporations Act 2001* and for such internal control as the directors determine is necessary to enable the preparation of the financial report that is free from material misstatement, whether due to fraud or error. In Note 1(a), the directors also state, in accordance with Accounting Standard AASB 101 *Presentation of Financial Statements*, that the financial statements comply with *International Financial Reporting Standards*.

*Auditor's Responsibility*

Our responsibility is to express an opinion on the financial report based on our audit. We conducted our audit in accordance with Australian Auditing Standards. These Auditing Standards require that we comply with relevant ethical requirements relating to audit engagements and plan and perform the audit to obtain reasonable assurance about whether the financial report is free from material misstatement.

An audit involves performing procedures to obtain audit evidence about the amounts and disclosures in the financial report. The procedures selected depend on the auditor's judgement, including the assessment of the risks of material misstatement of the financial report, whether due to fraud or error. In making those risk assessments, the auditor considers internal control relevant to the entity's preparation and fair presentation of the financial report in order to design audit procedures that are appropriate in the circumstances, but not for the purpose of expressing an opinion on the effectiveness of the entity's internal control. An audit also includes evaluating the appropriateness of accounting policies used and the reasonableness of accounting estimates made by the directors, as well as evaluating the overall presentation of the financial report.

We believe that the audit evidence we have obtained is sufficient and appropriate to provide a basis for our audit opinion.



### *Independence*

In conducting our audit, we have complied with the independence requirements of the *Corporations Act 2001*. We confirm that the independence declaration required by the *Corporations Act 2001*, which has been given to the directors of Black Mountain Resources Limited, would be in the same terms if given to the directors as at the time of this auditor's report.

### *Opinion*

In our opinion:

- (a) the financial report of Black Mountain Resources Limited is in accordance with the *Corporations Act 2001*, including:
  - (i) giving a true and fair view of the consolidated entity's financial position as at 30 June 2014 and of its performance for the year ended on that date; and
  - (ii) complying with Australian Accounting Standards and the *Corporations Regulations 2001*; and
- (b) the financial report also complies with *International Financial Reporting Standards* as disclosed in Note 1(a).

### *Emphasis of Matter*

Without qualifying our opinion, we draw attention to Note 1(a) in the financial report, which indicates that the company and consolidated entity incurred losses of \$4,079,663 and \$3,951,883 respectively and the consolidated entity had net cash outflows from operating and investing activities of \$1,413,707 and \$401,584 respectively for the year ended 30 June 2014. As at that date, the company and consolidated entity had net current liabilities of \$4,960,417 and \$4,912,648 respectively. The ability of the company and consolidated entity to continue as going concerns is contingent on a number of future events, the most significant of which is the ability of the company and the consolidated entity to renegotiate the repayment terms of the interest bearing liabilities and to obtain additional funding to continue its exploration activities and to pay its debts as and when they fall due. These conditions, along with other matters as set forth in Note 1(a), indicate the existence of a material uncertainty which may cast significant doubt about the company's and consolidated entity's ability to continue as going concerns and therefore, the company and consolidated entity may be unable to realise their assets and discharge their liabilities in the normal course of business.

### **Report on the Remuneration Report**


We have audited the Remuneration Report included within the directors' report for the year ended 30 June 2014. The directors of the company are responsible for the preparation and presentation of the Remuneration Report in accordance with section 300A of the *Corporations Act 2001*. Our responsibility is to express an opinion on the Remuneration Report, based on our audit conducted in accordance with Australian Auditing Standards.

### *Opinion*

In our opinion, the Remuneration Report of Black Mountain Resources Limited for the year ended 30 June 2014 complies with section 300A of the *Corporations Act 2001*.

Perth, WA  
Dated: 30 September 2014

**Rsm Bird Cameron Partners**  
RSM BIRD CAMERON PARTNERS



TUTU PHONG  
Partner

## Consolidated Statement of Comprehensive Income

### For the year ended 30 June 2014

	Note	2014 \$	2013 \$
<b>Revenue</b>			
Interest received	2	2,888	26,188
Other income		44,456	-
		<u>47,344</u>	<u>26,188</u>
Finance costs		(394,836)	(26,873)
Employee and director benefits expense	3	(555,426)	(599,228)
Financial and company secretarial management expenses		(346,403)	(351,225)
Corporate advisory		-	(30,000)
ASX and share registry fees		(240,322)	(511,506)
Consultants and travel		(175,826)	(408,214)
Depreciation		(364,206)	(242,827)
Share-based payments		(853,129)	-
Exploration cost written off		(480,099)	-
Other expenses		(588,980)	(756,581)
<b>Loss before income tax expense</b>		<b>(3,951,883)</b>	<b>(2,900,266)</b>
Income tax expense	4	-	-
<b>Net loss for the year</b>		<b>(3,951,883)</b>	<b>(2,900,266)</b>
<b>Other comprehensive income, net of income tax</b>			
<i>Items that may be reclassified subsequently to profit or loss</i>			
Foreign currency translation differences		(127,781)	714,395
<b>Other comprehensive income for the year, net of income tax</b>		<b>(127,781)</b>	<b>714,395</b>
<b>Total comprehensive loss for the year</b>		<b>(4,079,664)</b>	<b>(2,185,871)</b>
Loss attributable to:			
Owners of the Company		(3,577,481)	(2,675,383)
Non-controlling Interests		(374,402)	(224,883)
		<u>(3,951,883)</u>	<u>(2,900,266)</u>
Total comprehensive (loss) attributable to:			
Owners of the Company		(3,753,195)	(1,936,621)
Non-controlling Interests		(326,469)	(249,250)
		<u>(4,079,664)</u>	<u>(2,185,871)</u>
<b>Basic and diluted loss per share (cents)</b>	5	<b>(4.05)</b>	<b>(3.44)</b>

The above consolidated statement of comprehensive income is to be read in conjunction with the accompanying notes.

## Consolidated Statement of Financial Position

### As at 30 June 2014

	Note	2014 \$	2013 \$
<b>ASSETS</b>			
<b>Current Assets</b>			
Cash and cash equivalents	7	61,785	329,346
Trade and other receivables	8	320,634	271,552
Other assets	9	12,340	29,104
<b>Total Current Assets</b>		<b>394,759</b>	<b>630,002</b>
<b>Non-Current Assets</b>			
Plant and equipment	10	158,644	967,138
Exploration and evaluation expenditure	11	18,349,689	18,400,482
<b>Total Non-Current Assets</b>		<b>18,508,333</b>	<b>19,367,620</b>
<b>TOTAL ASSETS</b>		<b>18,903,092</b>	<b>19,997,622</b>
<b>LIABILITIES</b>			
<b>Current Liabilities</b>			
Trade and other payables	12	1,679,697	1,095,442
Interest bearing liabilities	13	3,627,710	335,000
<b>Total Current Liabilities</b>		<b>5,307,407</b>	<b>1,430,442</b>
<b>Non-Current Liabilities</b>			
Interest bearing liabilities	13	-	1,744,980
<b>Total Non-Current Liabilities</b>		<b>-</b>	<b>1,744,980</b>
<b>TOTAL LIABILITIES</b>		<b>5,307,407</b>	<b>3,175,422</b>
<b>NET ASSETS</b>		<b>13,595,685</b>	<b>16,822,200</b>
<b>EQUITY</b>			
Issued capital	14	20,785,216	20,328,656
Reserves	15	2,120,861	1,900,006
Accumulated losses		(7,774,739)	(4,197,258)
Parent interest		<b>15,131,338</b>	<b>18,031,404</b>
Non-controlling interest		(1,535,653)	(1,209,184)
<b>TOTAL EQUITY</b>		<b>13,595,685</b>	<b>16,822,200</b>

The above consolidated statement of financial position is to be read in conjunction with the accompanying notes.

## Consolidated Statement of Cash Flows

### For the year ended 30 June 2014

	Note	2014 \$	2013 \$
<b>Cash flows from operating activities</b>			
Payments to suppliers and employees		(1,416,595)	(1,992,762)
Interest received		2,888	26,188
<b>Net cash flows used in operating activities</b>	23	<b>(1,413,707)</b>	<b>(1,966,574)</b>
<b>Cash flows from investing activities</b>			
Payments for exploration and evaluation expenditure		(513,917)	(5,060,713)
Acquisition of subsidiary - cash acquired	26	-	358,689
Purchase of plant and equipment		112,333	(466,861)
<b>Net cash flows used in investing activities</b>		<b>(401,584)</b>	<b>(5,168,885)</b>
<b>Cash flows from financing activities</b>			
Proceeds from issue of shares and options		-	2,308,664
Payment of share issue costs		-	(126,019)
Repayment of borrowings		(300,000)	-
Proceeds from borrowings		1,847,730	2,079,980
<b>Net cash flows from financing activities</b>		<b>1,547,730</b>	<b>4,262,625</b>
Net decrease in cash and cash equivalents		(267,561)	(2,872,834)
Cash and cash equivalents at beginning of year		329,346	3,254,072
Effects of exchange rate changes on the balance of cash held in foreign currencies		-	(51,892)
<b>Cash and cash equivalents at end of year</b>	7	<b>61,785</b>	<b>329,346</b>

The above consolidated statement of cash flows is to be read in conjunction with the accompanying notes.

## Consolidated Statement of Changes in Equity

### For the year ended 30 June 2014

	Issued Capital	Accumulated Losses	Option Reserve	Foreign currency translation reserve	Non- controlling interest	Total
	\$	\$	\$	\$	\$	\$
<b>Balance at 1 July 2012</b>	<b>15,596,011</b>	<b>(1,521,875)</b>	<b>1,108,688</b>	-	-	<b>15,182,824</b>
Loss for the year	-	(2,675,383)	-	-	(224,883)	(2,900,266)
Other comprehensive income	-	-	-	738,762	(24,367)	714,395
Total Comprehensive Income	-	(2,675,383)	-	738,762	(249,250)	(2,185,871)
Transaction with owner, directly recorded in equity:						
Issue of shares	4,858,664	-	-	-	-	4,858,664
Issue of options	-	-	52,556	-	-	52,556
Share issue costs	(126,019)	-	-	-	-	(126,019)
Recognition of non-controlling interests at acquisition	-	-	-	-	(959,934)	(959,934)
<b>Balance at 30 June 2013</b>	<b>20,328,656</b>	<b>(4,197,258)</b>	<b>1,161,244</b>	<b>738,762</b>	<b>(1,209,184)</b>	<b>16,822,220</b>
<b>Balance at 1 July 2013</b>	<b>20,328,656</b>	<b>(4,197,258)</b>	<b>1,161,244</b>	<b>738,762</b>	<b>(1,209,184)</b>	<b>16,822,220</b>
Loss for the year	-	(3,577,481)	-	-	(374,402)	(3,951,883)
Other comprehensive income	-	-	-	(175,714)	47,933	(127,781)
Total Comprehensive Income	-	(3,577,481)	-	(175,714)	(326,469)	(4,079,664)
Transaction with owner, directly recorded in equity:						
Issue of shares	456,560	-	-	-	-	456,560
Issue of options	-	-	396,569	-	-	396,569
<b>Balance at 30 June 2014</b>	<b>20,785,216</b>	<b>(7,774,739)</b>	<b>1,557,813</b>	<b>563,048</b>	<b>(1,535,653)</b>	<b>13,595,685</b>

The consolidated statement of changes in equity is to be read in conjunction with the accompanying notes.

## Notes to the Financial Statements

### 1. Summary of significant accounting policies

These consolidated financial statements and notes represent those of Black Mountain Resources Limited and controlled entities ("Group" or "Consolidated Entity").

Black Mountain Resources Limited is a company limited by shares incorporated in Australia whose shares are publicly traded on the Australian Securities Exchange. The nature of the operations and principal activities of the Group are described in the Directors' Report.

The separate financial statements of the parent entity, Black Mountain Resources Limited, have not been presented within this financial report as permitted by the *Corporations Act 2001*.

The financial report was authorised for issue on 30 September 2014 by the directors of the company.

#### (a) Basis of preparation

The financial report is a general purpose financial report that has been prepared in accordance with Australian Accounting Standards (including Australian Accounting Interpretations), other authoritative pronouncements of the Australian Accounting Standards Board ("AASB") and the *Corporations Act 2001*. Black Mountain Resources Limited is a for-profit entity for financial reporting purposes under Australian Accounting Standards.

Australian Accounting Standards set out accounting policies that the AASB has concluded would result in a financial report containing relevant and reliable information about transactions, events and conditions. Compliance with Australian Accounting Standards ensures that the financial statements and notes also comply with International Financial Reporting Standards.

Except for cash flow information, the financial report has been prepared on an accruals basis and is based on historical costs, modified, where applicable, by the measurement at fair value of selected non-current assets, financial assets and financial liabilities.

#### ***Adoption of new and revised standards***

In the current year, the company has reviewed all of the new and revised Australian Accounting Standards and Interpretations issued by the AASB that are relevant to its operations and effective for the current annual reporting period. It has been determined by the company that there is no impact, material or otherwise, of the new Standards and Interpretations on its business and therefore, no changes are required to its accounting policies. Material accounting policies adopted in the preparation of this financial report are presented below and have been consistently applied unless otherwise stated.

## Notes to the Financial Statements

### 1. Summary of significant accounting policies (cont'd)

#### (a) Basis of preparation (cont'd)

##### Going Concern

The financial statements have been prepared on the going concern basis, which contemplates continuity of normal business activities and the realisation of assets and discharge of liabilities in the normal course of business.

As disclosed in the financial statements, the company and consolidated entity incurred losses of \$4,079,663 and \$3,951,883 respectively and the consolidated entity had net cash outflows from operating and investing activities of \$1,413,707 and \$401,584 respectively for the year ended 30 June 2014. As at that date, the company and consolidated entity had net current liabilities of \$4,960,417 and \$4,912,648 respectively. The ability of the company and consolidated entity to continue as going concerns is contingent on a number of future events, the most significant of which is the ability of the company and the consolidated entity to renegotiate the repayment terms of the interest bearing liabilities and to obtain additional funding to continue its exploration activities and to pay its debts as and when they fall due.

Notwithstanding the above, the Directors believe that there are reasonable grounds to believe that the company and the consolidated entity will be able to continue as going concerns, after consideration of the following factors:

- The Company plans to issue additional shares in the next 12 months in accordance with the *Corporations Act 2001*. The Company has been previously able to raise capital as and when required;
- As disclosed in Note 13, the consolidated entity's unused loan facility was \$207,290 at reporting date;
- The Company has established a number of strategies to obtain the greatest benefit from its exploration assets, including the potential development and commercial exploitation of some of the tenements disclosed in Note 11 to generate cash inflows;
- As disclosed in Note 13, the consolidated entity has interest bearing liabilities of \$3,627,710 at reporting date, which are classified as current. The directors plan to negotiate the repayment terms of these loans in its favour, when they become due and payable. The Company has been previously able to extend the loan repayment dates ;
- The directors are currently reviewing a number of funding opportunities to provide working capital and for the further development of its exploration assets;
- The consolidated entity has received confirmation from related party creditors amounting to \$374,400 as at 30 June 2014, to defer the payment of their debts until the consolidated entity has sufficient cash on hand and the ability to make repayment; and
- The consolidated entity plans to scale down its operations during the next 12 months, including corporate overheads, in order to curtail expenditure, in the event insufficient cash is available to meet projected expenditure.

Accordingly, the Directors believe that the company and consolidated entity will be able to continue as going concerns and that it is appropriate to adopt the going concern basis in the preparation of the financial report.

The financial report does not include any adjustments relating to the amounts or classification of recorded assets or liabilities that might be necessary if the company and consolidated entity do not continue as going concerns.

## Notes to the Financial Statements

### 1. Summary of significant accounting policies (cont'd)

Should the directors not achieve the matters set out above, there is significant uncertainty whether the company and consolidated entity will continue as going concerns and therefore whether they will realise their assets and extinguish their liabilities in the normal course of business and at the amounts stated in the financial report. The financial report does not include any adjustments relating to the amounts or classification of recorded assets or liabilities that might be necessary if the company and consolidated entity not be able to continue as going concerns.

#### (b) Basis of consolidation

The consolidated financial statements comprise the financial statements of Black Mountain Resources Limited and its subsidiaries as at 30 June each year. Control is achieved where the company has the power to govern the financial and operating policies of an entity so as to obtain benefits from its activities.

The financial statements of the subsidiaries are prepared for the same reporting period as the parent company, using consistent accounting policies. In preparing the consolidated financial statements, all intercompany balances and transactions, income and expenses and profit and losses resulting from intra-group transactions have been eliminated in full.

Subsidiaries are fully consolidated from the date on which control is transferred to the Group and cease to be consolidated from the date on which control is transferred out of the Group. Control exists where the company has the power to govern the financial and operating policies of an entity so as to obtain benefits from its activities. The existence and effect of potential voting rights that are currently exercisable or convertible are considered when assessing when the Group controls another entity.

Unrealised gains or transactions between the Group and its associates are eliminated to the extent of the Group's interests in the associates. Unrealised losses are also eliminated unless the transaction provides evidence of an impairment of the asset transferred. Accounting policies of associates have been changed where necessary to ensure consistency with the policies adopted by the Group.

Non-controlling interests represent the portion of profit or loss and net assets in subsidiaries not held by the Group and are presented separately in the statement of comprehensive income and within equity in the consolidated statement of financial position. Losses are attributed to the non-controlling interests even if that results in a deficit balance.

The Group treats transactions with non-controlling interests that do not result in a loss of control as transactions with equity owners of the Group. A change in ownership interest results in an adjustment between the carrying amounts of the controlling and non-controlling interests to reflect their relative interests in the subsidiary. Any difference between the amount of the adjustment to non-controlling interests and any consideration paid or received is recognised within equity attributable to owners of the Company.

When the group ceases to have control, joint control or significant influence, any retained interest in the entity is remeasured to its fair value with the change in carrying amount recognised in profit or loss. The fair value is the initial carrying amount for the purposes of subsequently accounting for the retained interest as an associate, joint controlled entity or financial asset. In addition, any amounts previously recognised in other comprehensive income in respect of that entity are accounted for as if the Group had directly disposed of the related assets or liabilities. This may mean that amounts previously recognised in other comprehensive income are reclassified to profit or loss.



## Notes to the Financial Statements

### 1. Summary of significant accounting policies (cont'd)

#### (b) Basis of consolidation (cont'd)

##### Business combinations

The acquisition method of accounting is used to account for all business combinations, including business combinations involving entities or business under common control, regardless of whether equity instruments or other assets are acquired. The consideration transferred for the acquisition of a subsidiary comprises the fair value of the assets transferred, the liabilities incurred and the equity interests issued by the Group. The consideration transferred also includes the fair value of any contingent consideration arrangement and the fair value of any pre-existing equity interest in the subsidiary. Acquisition-related costs are expenses as incurred. Identifiable assets acquired and liabilities and contingent liabilities assumed in a business combination are, with limited exceptions, measured initially at their fair values at the acquisition date. On an acquisition-by-acquisition basis, the Group recognises any non-controlling interest in the acquiree either at fair value or at the non-controlling interest's proportionate share of the acquiree's net identifiable assets.

The excess of the consideration transferred, the amount of any non-controlling interest in the acquiree and the acquisition-date fair value of any previous equity interest in the acquiree over the fair value of the Group's share of the net identifiable assets acquired is recorded as goodwill. If those amounts are less than the fair value of the net identifiable assets of the subsidiary acquired and the measurement of all amounts has been reviewed, the difference is recognised directly in profit or loss as a bargain purchase.

Where settlement of any part of cash consideration is deferred, the amounts payable in the future are discounted to their present value as at the date of exchange. The discount rate used is the entity's incremental borrowing rate, being the rate at which a similar borrowing could be obtained from an independent financier under comparable terms and conditions.

Contingent consideration is classified as either equity or a financial liability. Amounts classified as a financial liability are subsequently remeasured to fair value with changes in fair value recognised in the statement of comprehensive income.

## Notes to the Financial Statements

### 1. Summary of significant accounting policies (cont'd)

#### (c) Foreign Currencies

The functional and presentation currency of the consolidated Group is Australian dollars.

Foreign currency transactions are translated into functional currency using the exchange rates prevailing at the date of the transaction. Monetary assets and liabilities denominated in foreign currencies are translated at the rate of exchange prevailing at the end of the reporting period. Foreign exchange gains and losses resulting from settling foreign currency transactions, as well as from restating foreign currency denominated monetary assets and liabilities, are recognised in profit or loss, except when they are deferred in other comprehensive income as qualifying cash flow hedges or where they relate to differences on foreign currency borrowings that provide a hedge against a net investment in a foreign entity.

Non-monetary items measured at fair value in a foreign currency are translated using the exchange rates at the date when fair value was determined.

The functional currency of the overseas subsidiaries is based on the primary economic environment in which the entity operates. At the end of the reporting period, the assets and liabilities of these overseas subsidiaries are translated into the presentation currency of Group at the closing rate at the end of the reporting period and income and expenses are translated at the weighted average exchange rates for the year. All resulting exchange difference are recognised in other comprehensive income as a separate component of equity (foreign currency translation reserve). On disposal of a foreign entity, the cumulative exchange differences recognised in foreign currency translation reserves relating to that particular foreign operation is recognised in profit or loss.

Goodwill and fair value adjustments arising on the acquisition of a foreign entity are treated as assets and liabilities of the foreign entity and translated at the closing rate.

#### (d) Income Tax

Current tax assets and liabilities for the current and prior periods are measured at the amount expected to be recovered from or paid to the taxation authorities. The tax rates and tax laws used to compute the amount are those that are enacted or substantively enacted by the reporting date.

Deferred income tax is provided on all temporary differences at the reporting date between the tax bases of assets and liabilities and their carrying amounts for financial reporting purposes.

Deferred income tax liabilities are recognised for all taxable temporary differences except:

- when the deferred income tax liability arises from the initial recognition of goodwill or of an asset or liability in a transaction that is not a business combination and that, at the time of the transaction, affects neither the accounting profit nor taxable profit or loss; or
- when the taxable temporary difference is associated with investments in subsidiaries, associates or interests in joint ventures, and the timing of the reversal of the temporary difference can be controlled and it is probable that the temporary difference will not reverse in the foreseeable future.

## Notes to the Financial Statements

### 1. Summary of Significant Accounting Policies (cont'd)

#### (d) Income Tax (cont'd)

Deferred income tax assets are recognised for all deductible temporary differences, carry-forward of unused tax assets and unused tax losses, to the extent that it is probable that taxable profit will be available against which the deductible temporary differences and the carry-forward of unused tax credits and unused tax losses can be utilised, except:

- when the deferred income tax asset relating to the deductible temporary difference arises from the initial recognition of an asset or liability in a transaction that is not a business combination and, at the time of the transaction, affects neither the accounting profit nor taxable profit or loss; or
- when the deductible temporary difference is associated with investments in subsidiaries, associates or interests in joint ventures, in which case a deferred tax asset is only recognised to the extent that it is probable that the temporary difference will reverse in the foreseeable future and taxable profit will be available against which the temporary difference can be utilised.

The carrying amount of deferred income tax assets is reviewed at each reporting date and reduced to the extent that it is no longer probable that sufficient taxable profit will be available to allow all or part of the deferred income tax asset to be utilised.

Unrecognised deferred income tax assets are reassessed at each reporting date and are recognised to the extent that it has become probable that future taxable profit will allow the deferred tax asset to be recovered.

Deferred income tax assets and liabilities are measured at the tax rates that are expected to apply to the year when the asset is realised or the liability is settled, based on tax rates (and tax laws) that have been enacted or substantively enacted at the reporting date.

Income taxes relating to items recognised directly in equity are recognised in equity and not in profit or loss.

Deferred tax assets and deferred tax liabilities are offset only if a legally enforceable right exists to set off current tax assets against current tax liabilities and the deferred tax assets and liabilities relate to the same taxable entity and the same taxation authority.

The amount of benefits brought to account or which may be realised in the future is based on the assumption that no adverse change will occur in income legislation and the anticipation that the Group will derive sufficient future assessable income to enable the benefit to be realised and comply with the conditions of deductibility imposed by the law.

## Notes to the Financial Statements

### 1. Summary of Significant Accounting Policies (cont'd)

#### (e) Exploration and Development Expenditure

Exploration, evaluation and development expenditure incurred is accumulated in respect of each identifiable area of interest. These costs are only carried forward to the extent that they are expected to be recouped through the successful development of the area or where activities in the area have not yet reached a stage that permits reasonable assessment of the existence of economically recoverable reserves.

A regular review is undertaken of each area of interest to determine the appropriateness of continuing to carry forward costs in relation to that area of interest. Accumulated costs in relation to an abandoned area are written off in full against profit in the year in which the decision to abandon the area is made.

When production commences, the accumulated costs for the relevant area of interest are amortised over the life of the area according to the rate of depletion of the economically recoverable reserves.

Costs of site restoration are provided over the life of the facility from when exploration commences and are included in the costs of that stage. Site restoration costs include the dismantling and removal of mining plant, equipment and building structures, waste removal, and rehabilitation of the site in accordance with clauses of the mining permits. Such costs have been determined using estimates of future costs, current legal requirements and technology on an undiscounted basis.

Any changes in the estimates for the costs are accounted on a prospective basis. In determining the costs of site restoration, there is uncertainty regarding the nature and extent of the restoration due to community expectations and future legislation. Accordingly the costs have been determined on the basis that the restoration will be completed within one year of abandoning the site.

#### (f) Plant and Equipment

Plant and equipment are stated at historical cost, including costs directly attributable to bring the assets to the location and condition necessary for it to be capable of operating in the manner intended by management, less accumulated depreciation and accumulated impairment losses.

The depreciable amount of all assets including capitalised lease assets are depreciated on a reducing balance basis over their useful lives commencing from the time the asset is held ready for use.

The following depreciation rates are used in the calculation of depreciation.

Plant and equipment	40%
---------------------	-----

The asset's residual value and depreciation rates are reviewed, and adjusted if appropriate, at the end of each reporting period, with the effect of any changes in estimate accounted for on a prospective basis.

Gains and losses on disposals are determined by comparing proceeds with the carrying amount. These gains and losses are included in profit or loss in the year that the item is derecognised.

## Notes to the Financial Statements

### 1. Summary of Significant Accounting Policies (cont'd)

#### (g) Impairment of Assets

At each reporting date, the Group reviews the carrying values of its tangible and intangible assets to determine whether there is any indication that those assets have been impaired. If such an indication exists, the recoverable amount of the asset, being the higher of the asset's fair value less costs to sell and value in use, is compared to the asset's carrying value. Any excess of the asset's carrying value over its recoverable amount is expensed to the statement of comprehensive income.

#### (h) Employee Benefits

##### (i) *Short-term employee benefits*

Liabilities for wages and salaries, including non-monetary benefits, annual leave and long service leave expected to be settled within 12 months of the reporting date are recognised in current liabilities in respect of employees' services up to the reporting date and are measured at the amounts expected to be paid when the liabilities are settled.

##### (ii) *Other long-term employee benefits*

The liability for annual leave and long service leave not expected to be settled within 12 months of the reporting date are recognised in non-current liabilities, provided there is an unconditional right to defer settlement of the liability. The liability is measured as the present value of expected future payments to be made in respect of services provided by employees up to the reporting date using the projected unit credit method. Consideration is given to expected future wage and salary levels, experience of employee departures and periods of service. Expected future payments are discounted using market yields at the reporting date on national government bonds with terms to maturity and currency that match, as closely as possible, the estimated future cash outflows.

##### (iii) *Share-based payments*

Share-based compensation benefits are provided to employees of the company at the Directors discretion.

The fair value of options granted is recognised as an option benefit expense with a corresponding increase in equity. The fair value is measured at grant date and recognised over the period during which the employees become unconditionally entitled to the options.

The fair value at grant date is independently determined using an appropriate valuation model that takes into account the exercise price, the term of the option, the impact of dilution, the share price at grant date and expected price volatility of the underlying share, the expected dividend yield and the risk free interest rate for the term of the option.

The fair value of the options granted is adjusted to reflect market vesting conditions, but excludes the impact of any non-market vesting conditions (for example, profitability and sales growth targets).

Non-market vesting conditions are included in assumptions about the number of options that are expected to become exercisable. At each reporting date, the company revises its estimate of the number of options that are expected to become exercisable. The employee benefit expense recognised each period takes into account the most recent estimate. The impact of the revision to original estimates, if any, is recognised in the statement of comprehensive income with a corresponding adjustment to equity.

## Notes to the Financial Statements

### 1. Summary of Significant Accounting Policies (cont'd)

#### (i) Provisions

Provisions are recognised when the Group has a legal or constructive obligation, as a result, of past events, for which it is probable that an outflow of economic benefits will result and that outflow can be reliably measured. Provisions are measured using the best estimate of the amounts required to settle the obligation at the end of the reporting period.

#### (j) Cash and Cash Equivalents

Cash and cash equivalents include cash on hand, deposits held at call with financial institutions, other short-term highly liquid investments with original maturities of three months or less that are readily convertible to known amounts of cash.

#### (k) Revenue

Interest revenue is recognised using the effective interest rate method, which, for floating rate financial assets, is the rate inherent in the instrument. All revenue is stated net of the amount of goods and services tax (GST).

#### (l) Goods and Services Tax (GST)

Revenues, expenses and assets are recognised net of the amount of GST, except where the amount of GST incurred is not recoverable from the Australian Tax Office. In these circumstances the GST is recognised as part of the cost of acquisition of the asset or as part of an item of the expense. Receivables and payables in the statement of financial position are shown inclusive of GST.

Cash flows are presented in the statement of cash flows on a gross basis, except for the GST component of investing and financing activities, which are disclosed as operating cash flows.

#### (m) Comparatives

When required by Accounting Standards, comparative figures have been adjusted to conform to changes in presentation for the current financial year.

#### (n) Trade and other receivables

Trade receivables are recognised initially at fair value and subsequently measured at amortised cost, less provision for impairment. Trade receivables are due for settlement within 30 days from the date of recognition. Collectability of trade receivables is reviewed on an ongoing basis. Debts which are known to be uncollectible are written off.

An allowance account for doubtful receivables is established when there is objective evidence that the Company will not be able to collect all amounts due according to the original terms of receivables. The amount of the provision is the difference between the asset's carrying amount and the present value of estimated future cash flows, discounted at the original effective interest rate. Cash flows relating to short-term receivables are not discounted if the effect of discounting is immaterial. The amount of the provision is recognised in the statement of comprehensive income. When a trade receivable for which an impairment allowance has been recognised becomes uncollectible in a subsequent period, it is written off against the allowance account. Subsequent recoveries of amounts previously written off are credited against other expenses in the statement of comprehensive income.

## Notes to the Financial Statements

### 1. Summary of Significant Accounting Policies (cont'd)

#### (o) Financial Instruments

##### *Initial recognition and measurement*

Financial assets and financial liabilities are recognised when the company becomes party to the contractual provisions of the financial instrument. For financial assets, this is equivalent to the date that the company commits itself to either the purchase or sale of the asset (i.e. Trade date accounting is adopted).

Financial instruments are initially measured at fair value plus transaction costs, except where the instrument is classified 'at fair value through profit or loss', in which case transaction costs are expensed to profit or loss immediately.

##### *Classification and subsequent measurement*

Financial instruments are subsequently measured at either of fair value, amortised cost using the effective interest rate method, or cost.

*Amortised cost* is the amount at which the financial asset or financial liability is measured at initial recognition less principal repayments and any reduction for impairment, and adjusted for any cumulative amortisation of the difference between that initial amount and the maturity amount calculated using the *effective interest method*.

*Fair value* is determined based on current bid prices for all quoted investments. Valuation techniques are applied to determine the fair value for all unlisted securities, including recent arm's length transactions, reference to similar instruments and option pricing models.

The *effective interest method* is used to allocate interest income or interest expense over the relevant period and is equivalent to the rate that discounts estimated future cash payments or receipts (including fees, transaction costs and other premiums or discounts) through the expected life (or when this cannot be reliably predicted, the contractual term) of the financial instrument to the net carrying amount of the financial asset or financial liability. Revisions to expected future net cash flows will necessitate an adjustment to the carrying value with a consequential recognition of an income or expense item in profit or loss.

The Group does not designate any interests in subsidiaries, associates or joint venture entities as being subject to the requirements of Accounting Standards specifically applicable to financial instruments.

## Notes to the Financial Statements

### 1. Summary of Significant Accounting Policies (cont'd)

#### (o) Financial Instruments (cont'd)

##### (i) *Loans and receivables*

Loans and receivables are non-derivative financial assets with fixed or determinable payments that are not quoted in an active market and are subsequently measured at amortised cost.

Loans and receivables are included in current assets, where they are expected to mature within 12 months after the end of the reporting period.

##### (ii) *Financial liabilities*

Non-derivative financial liabilities (excluding financial guarantees) are subsequently measured at amortised cost.

##### (iii) *Available-for-sale financial assets*

Available-for-sale financial assets are non-derivative financial assets that are either not suitable to be classified into other categories of financial assets due to their nature, or they are designated as such by management. They comprise investments in the equity of other entities where there is neither a fixed maturity nor fixed or determinable payments.

They are subsequently measured at fair value with changes in such fair value (i.e. gains or losses) recognised in other comprehensive income (except for impairment losses and foreign exchange gains and losses). When the financial asset is derecognised, the cumulative gain or loss pertaining to that asset previously recognised in other comprehensive income is reclassified into profit or loss.

Available-for-sale financial assets are included in non-current assets where they are not expected to be sold within 12 months after the end of the reporting period. All other financial assets are classified as current assets.

#### *Impairment*

At the end of each reporting period, the Group assesses whether there is objective evidence that a financial instrument has been impaired. In the case of available-for-sale financial instruments, a significant or prolonged decline in the value of the instrument is considered to determine whether an impairment has arisen. Impairment losses are recognised in profit or loss. Also, any cumulative decline in fair value previously recognised in other comprehensive income is reclassified to profit or loss at this point.

#### *Derecognition*

Financial assets are derecognised where the contractual rights to receipt of cash flows expire or the asset is transferred to another party whereby the entity no longer has any significant continuing involvement in the risks and benefits associated with the asset. Financial liabilities are derecognised where the related obligations are discharged, cancelled or expired. The difference between the carrying value of the financial liability extinguished or transferred to another party and the fair value of consideration paid, including the transfer of non-cash assets or liabilities assumed, is recognised in profit or loss.



## Notes to the Financial Statements

### 1. Summary of Significant Accounting Policies (cont'd)

#### (p) Trade and other payables

Trade payables and other payables are carried at amortised costs and represent liabilities for goods and services provided to the Group prior to the end of the financial year that are unpaid and arise when the Group becomes obliged to make future payments in respect of the purchase of these goods and services. The amounts are unsecured and are usually paid within 30 days of recognition.

#### (q) Earnings per share

Basic earnings per share is calculated as net profit attributable to members of the parent, adjusted to exclude any costs of servicing equity (other than dividends) and preference share dividends, divided by the weighted average number of ordinary shares, adjusted for any bonus element.

Diluted earnings per share is calculated as net profit attributable to members of the parent, adjusted for:

- costs of servicing equity (other than dividends) and preference share dividends;
- the after tax effect of dividends and interest associated with dilutive potential ordinary shares that have been recognised as expenses; and
- other non-discretionary changes in revenues or expenses during the period that would result from the dilution of potential ordinary shares; divided by the weighted average number of ordinary shares and dilutive potential ordinary shares, adjusted for any bonus element.

#### (r) Significant Accounting Estimates and Judgments

##### *Significant accounting judgments*

In the process of applying the Group's accounting policies, management has made the following judgments, apart from those involving estimations, which have the most significant effect on the amounts recognised in the financial statements.

##### *Exploration and evaluation assets*

The Group's accounting policy for exploration and evaluation expenditure is set out at Note 1(e). The application of this policy necessarily requires management to make certain estimates and assumptions as to future events and circumstances. Any such estimates and assumptions may change as new information becomes available. If, after having capitalised expenditure under the policy, it is concluded that the expenditures are unlikely to be recovered by future exploitation or sale, then the relevant capitalised amount will be written off to the statement of comprehensive income.

##### *Significant accounting estimates and assumptions*

The carrying amounts of certain assets and liabilities are often determined based on estimates and assumptions of future events. The key estimates and assumptions that have a significant risk of causing a material adjustment to the carrying amounts of certain assets and liabilities within the next annual reporting period are:

##### *(i) Impairment of assets*

In determining the recoverable amount of assets, in the absence of quoted market prices, estimations are made regarding the present value of future cash flows using asset-specific discount rates and the recoverable amount of the asset is determined. Value-in-use calculations performed in assessing recoverable amounts incorporate a number of key estimates.

## Notes to the Financial Statements

### 1. Summary of Significant Accounting Policies (cont'd)

#### (r) Significant Accounting Estimates and Judgments (cont'd)

##### (ii) *Share-based payment transactions*

The Group measures the cost of equity-settled transactions with employees by reference to the fair value of the equity instruments at the date at which they are granted. The fair value is determined from market value.

#### (s) New Accounting Standards for Application in Future Periods

At the date of this financial report the following accounting standards, which may impact the consolidated entity in the period of initial application, have been issued but are not yet effective:

Reference	Title	Summary	Application date (financial years beginning)
AASB 9	<i>Financial Instruments</i>	Replaces the requirements of AASB 139 for the classification and measurement of financial assets. This is the result of the first part of Phase 1 of the IASB's project to replace IAS 39.	1 January 2017

The consolidated entity has decided against early adoption of these standards and interpretations. Furthermore, these changes in standards and interpretations are not expected to have a material impact on the consolidated entity in the current or future reporting periods and on foreseeable future transactions.

## Notes to the Financial Statements

### 2. Revenue

	2014 \$	2013 \$
<b>Revenue</b>		
Bank interest	2,888	26,188
	<u>2,888</u>	<u>26,188</u>

### 3. Employee and director benefits expense

Employee and director benefits expense for the year includes the following items:

	2014 \$	2013 \$
<b>Employee benefits expense</b>		
Directors fees	234,108	274,701
Consulting fee	98,796	-
Salaries and wages	207,506	299,669
Other employee benefits	15,016	24,858
Total employee benefits expense	<u>555,426</u>	<u>599,228</u>

### 4. Income Tax

	2014 \$	2013 \$
Loss before income tax	(3,951,883)	(2,900,266)
Tax benefit, prima facie, at the Australian tax rate of 30%	(1,185,565)	(870,080)
Less:		
Non-deductible expenses	795,182	351,516
	<u>(390,383)</u>	<u>(518,564)</u>
Deferred tax assets not brought to account	390,383	518,564
Income tax expense/ (benefit)	<u>-</u>	<u>-</u>

At 30 June 2014, the Group has unused tax losses of \$4,782,868 (2013: \$3,467,717). The potential tax benefit at 30% not recognised for unused tax losses is \$1,434,860 (2013: \$1,040,315).

The benefit for tax losses will only be obtained if:

- (i) the Group derives future assessable income in Australia of a nature and of an amount sufficient to enable the benefit from the deductions for the losses to be realised;
- (ii) the Group continues to comply with the conditions for deductibility imposed by tax legislation in Australia; and
- (iii) there are no changes in tax legislation in Australia which will adversely affect the Group in realising the benefit from the deductions for the losses.

## Notes to the Financial Statements

### 5. Earnings per Share

Basic earnings per share amounts are calculated by dividing net profit/ (loss) for the year attributable to ordinary equity holders of the company by the weighted average number of ordinary shares outstanding during the year.

The following reflects the loss and share data used in the basic earnings per share computations:

	2014 \$	2013 \$
Loss after income tax	(3,951,883)	(2,900,266)
	No.	No.
Weighted average number of ordinary shares outstanding during the year used in calculating basic EPS	88,393,854	77,684,455

### 6. Dividends Paid or Proposed

The directors do not recommend the payment of a dividend and no amount has been paid or declared by way of a dividend to the date of this report.

### 7. Cash and Cash Equivalents

	2014 \$	2013 \$
<b>Current</b>		
Cash at bank and in hand	61,785	329,346
	<u>61,785</u>	<u>329,346</u>

### 8. Trade and Other Receivables

	2014 \$	2013 \$
<b>Current</b>		
Other receivables	320,634	271,552
	<u>320,634</u>	<u>271,552</u>

### 9. Other Assets

	2014 \$	2013 \$
<b>Current</b>		
Prepayments	12,340	29,104
	<u>12,340</u>	<u>29,104</u>

## Notes to the Financial Statements

### 10. Plant and Equipment

	2014 \$	2013 \$
At cost	319,409	1,368,897
Accumulated Depreciation	(160,765)	(401,759)
	<u>158,644</u>	<u>967,138</u>
<b>Movement in carrying amounts</b>	<b>Plant and Equipment \$</b>	<b>Plant and Equipment \$</b>
Balance at 1 July	967,138	-
At date of acquisition of subsidiary	-	826,083
Additions	63,262	466,861
Disposal	(487,548)	(289,273)
Depreciation expense	(364,206)	(242,827)
Translation differences	(20,002)	206,294
Balance at 30 June	<u>158,644</u>	<u>967,138</u>

### 11. Exploration and Evaluation Expenditure

	2014 \$	2013 \$
<b>Non – Current</b>		
Exploration and evaluation expenditure – at cost	<u>18,349,689</u>	<u>18,400,482</u>
<b>Movement</b>		
At 1 July	18,400,482	12,004,660
Acquisition of tenements	-	2,530,000
Exploration costs written-off	(480,099)	(84,134)
Exploration costs incurred	513,917	3,949,956
Forex movement	(84,611)	-
At 30 June	<u>18,349,689</u>	<u>18,400,482</u>

The carrying value of the Group's interest in exploration expenditure is dependent upon:

- the continuance of the Group's rights to tenure of the areas of interest;
- the results of future exploration; and
- the recoupment of costs through successful development and exploitation of the areas of interest, or alternatively, by their sale.

## Notes to the Financial Statements

### 12. Trade and Other Payables

	2014 \$	2013 \$
<b>Current</b>		
Trade payables	872,883	942,408
Other payables	806,814	153,034
	<u>1,679,697</u>	<u>1,095,442</u>

Trade and other payables are non-interest bearing and are normally settled within 30-60 days.

### 13. Interest Bearing Liabilities

	2014 \$	2013 \$
<b>Current</b>		
Unsecured Loan <sup>a b</sup>	835,000	335,000
Secured Loan <sup>c</sup>	2,792,710	-
<b>Non-Current</b>		
Secured Loan <sup>b</sup>	-	1,744,980
	<u>3,627,710</u>	<u>2,079,980</u>

<sup>a</sup> The Group has unsecured a loan facility of \$335,000. As of the previous financial year, the Group has fully utilised this facility. The loan is not secured against any assets of the Group and bears an interest rate of 10% per annum and repayable upon repayment of the principal sum. The loan is due to expire on 31 October 2014.

<sup>b</sup> The Group has an unsecured loan facility of \$500,000. At 30 June 2014, the Group has fully utilised this facility. The loan is not secured against any assets of the Group and bears a fixed interest amount of \$100,000 from the date drawn down to July 2014 and repayable upon repayment of the principal sum. The loan expired on July 2014 and has been further extended to 31 October 2014.

<sup>c</sup> The Group has secured a loan facility of \$3 million in June 2013. At 30 June 2014, the Group has a remaining undrawn amount of \$207,290. The loan facility is secured with the lender having the first charge over the Group's US Silver assets. The loan bears an interest rate of 10% per annum and is repayable to the lender at the end of each 6 months period during the term of the loan. The loan is fully repayable on 19 December 2014.

## Notes to the Financial Statements

### 14. Issued Capital

	2014 \$	2013 \$
(a) <b>Issued and paid up capital</b>		
Ordinary shares - fully paid	15,947,716	15,491,156
Performance shares - fully paid	4,837,500	4,837,500
	<b>20,785,216</b>	<b>20,328,656</b>

#### Movement in ordinary shares on issue:

Date	Details	No. of Shares	\$
<b>1 July 2012</b>		<b>65,330,001</b>	<b>10,758,511</b>
06 August 2012	Shares issue	3,439,791	801,472
7 September 2012	Shares issue	6,468,638	1,507,192
7 September 2012	Shares base payment	85,836	20,000
19 February 2013	Shares issue	11,000,000	2,530,000
	Less: share issue costs	-	(126,019)
<b>30 June 2013</b>		<b>86,324,266</b>	<b>15,491,156</b>
31 March 2014	Shares issue	8,301,095	456,560
<b>30 June 2014</b>		<b>94,625,361</b>	<b>15,947,716</b>

#### Movement in performance shares on issue:

<b>30 June 2013</b>	<b>25,000,000</b>	<b>4,837,500</b>
<b>30 June 2014</b>	<b>25,000,000</b>	<b>4,837,500</b>

Ordinary shares entitle the holder to participate in dividends and the proceeds on winding up of the Group in proportion to the number of and amounts paid on the shares held. On a show of hands every holder of ordinary shares present at a meeting in person or by proxy, is entitled to one vote, and upon a poll each share is entitled to one vote.

\*Performance shares shall convert into fully paid ordinary shares (1 to 1) in the capital of Company when the expenditure commitment has been satisfied and production is achieved on any one of the Projects within 5 years of settlement of the acquisition. The shares do not entitle to voting rights, dividend rights. The shares are not transferable.

#### Capital risk management

The Group's objectives when managing capital are to safeguard their ability to continue as a going concern, so that they can continue to provide returns to shareholders and benefits for other stakeholders and to maintain an optimal capital structure to reduce the cost of capital.

In order to maintain or adjust the capital structure, the Group may adjust the amount of dividends paid to shareholders, return capital to shareholders, issue new shares or sell assets to reduce debt.

## Notes to the Financial Statements

### 14. Issued Capital (cont'd)

Management effectively manages the Group's capital by assessing its financial risks and adjusting its capital structure in response to changes in these risks and in the market. These responses include the management of debt levels, distributions to shareholders and share issues. There have been no changes in the strategy adopted by management to control the capital of the Company since the prior year. The gearing ratios for the year ended 30 June 2014 and 30 June 2013 are as follows:

	Note	2014 \$	2013 \$
Total borrowings	12, 13	5,307,407	3,175,422
Less cash and cash equivalents	7	(61,785)	(329,346)
Net debt		5,245,622	2,846,076
Total equity		13,595,685	16,822,220
Total capital		18,841,307	19,668,296
Gearing ratio		28%	14%

The increase in the gearing ratio during 2014 resulted primarily from the loans and borrowings drawn during the year.

### 15. Reserves

#### Reserves

Option reserve	1,557,813	1,161,244
Foreign currency translation reserve	563,048	738,762
	2,120,861	1,900,006

#### Options reserve

The option reserve recognises options issued by the company.

#### Foreign currency translation reserve

The foreign currency translation reserve records exchange differences arising on translation of its foreign controlled subsidiaries.

#### Summary of share options:

	Expiry Date	Exercise Price	Balance at start of year Number	Granted during the year Number	Exercised during the year Number	Forfeited during the year Number	Balance at end of the year Number	Vested & exercisable at end of the year Number
<b>2014</b>								
Listed option	7 May 2015	\$0.20	36,138,750	14,985,000	-	-	51,123,750	51,123,750
Unlisted option	14 Nov 2014	\$0.30	2,000,000	-	-	-	2,000,000	2,000,000
Unlisted option	25 July 2016	\$0.25	500,000	-	-	-	500,000	500,000
Unlisted option	30 Nov 2016	\$0.10	-	1,000,000	-	-	1,000,000	1,000,000
Unlisted option	31 Mar 2017	\$0.12	-	3,000,000	-	-	3,000,000	3,000,000
			38,638,750	18,985,000	-	-	57,623,750	57,623,750
<b>2013</b>								
Listed option	7 May 2015	\$0.20	36,138,750	-	-	-	36,138,750	36,138,750
Unlisted option	14 Nov 2014	\$0.30	2,000,000	-	-	-	2,000,000	2,000,000
Unlisted option	25 July 2016	\$0.25	-	500,000	-	-	500,000	500,000
			38,138,750	500,000	-	-	38,638,750	38,638,750



## Notes to the Financial Statements

### 16. Financial Instruments

#### Financial Risk Management

The Group's principal financial instruments comprise receivables, payables, cash and short-term deposits. The Group manages its exposure to key financial risks in accordance with its financial risk management policy. The objective of the policy is to support the delivery of the Group's financial targets while protecting future financial security.

The main risks arising from the Group's financial instruments are interest rate risk, credit risk and liquidity risk. The Group does not speculate in the trading of derivative instruments. The Group uses different methods to measure and manage different types of risks to which it is exposed. These include monitoring levels of exposure to interest rates and assessments of market forecasts for interest rates. Ageing analysis of and monitoring of receivables are undertaken to manage credit risk, liquidity risk is monitored through the development of future rolling cash flow forecasts.

The Board reviews and agrees policies for managing each of these risks as summarised below.

Primary responsibility for identification and control of financial risks rests with the Board. The Board reviews and agrees policies for managing each of the risks identified below, including for interest rate risk, credit allowances and cash flow forecast projections.

Details of the significant accounting policies and methods adopted, including the criteria for recognition, the basis of measurement and the basis on which income and expenses are recognised, in respect of each class of financial asset and financial liability are disclosed in note 1 to the financial statements.

The Group's activities expose it to a variety of financial risks including market risk, foreign currency risk and liquidity risk. The Group's overall risk management program focuses on the unpredictability of the financial markets and seeks to minimise potential adverse effects on the financial performance of the Group. The Group does not use derivative financial instruments.

#### Risk Exposures and Responses

##### ***Interest rate risk***

The Group's exposure to risks of changes in market interest rates relates primarily to its cash balances. The Group constantly analyses its interest rate exposure. Within this analysis consideration is given to potential renewals of existing positions, alternative financing positions and the mix of fixed and variable interest rates. As the company has no variable rate interest bearing borrowings, its exposure to interest rate movements is limited to the amount of interest income it can potentially earn on surplus cash deposits. The following sensitivity analysis is based on the interest rate risk exposures in existence at the reporting date.

At reporting date, the Group had the following financial assets exposed to variable interest rates that are not designated in cash flow hedges:

	2014 \$	2013 \$
<i>Financial Assets</i>		
Cash and cash equivalents	61,785	329,346
Net exposure	61,785	329,346

## Notes to the Financial Statements

### 16. Financial Instruments (cont'd)

The following sensitivity analysis is based on the interest rate risk exposures in existence at the reporting date.

At 30 June, if interest rates had moved, as illustrated in the table below, with all other variables held constant, post tax profit and equity relating to financial assets of the Group would have been affected as follows:

	2014 \$	2013 \$
Judgements of reasonably possible movements:		
<i>Post tax profit – higher / (lower)</i>		
+ 0.5%	309	1,647
- 0.5%	(309)	(1,647)
<i>Equity – higher / (lower)</i>		
+ 0.5%	309	1,647
- 0.5%	(309)	(1,647)

#### Liquidity Risk

Liquidity risk arises from the possibility that the Group might encounter difficulty in settling its debts or otherwise meeting its obligations related to financial liabilities. The Group manages this risk through the following mechanisms:

- monitoring undrawn credit facilities;
- obtaining funding from a variety of sources; and
- managing credit risk related to financial assets;

The table below reflects an undiscounted contractual maturity analysis for financial liabilities.

	<u>Less than 1 year</u>	<u>1 – 3 years</u>	<u>Total</u>
2014	\$	\$	\$
Interest bearing liabilities	3,627,710	-	3,627,710
Trade and other payable	1,679,697	-	1,679,697
	<u>5,307,407</u>	<u>-</u>	<u>5,307,407</u>
2013			
Interest bearing liabilities	335,000	1,744,980	2,079,980
Trade and other payable	1,095,422	-	1,095,422
	<u>1,430,422</u>	<u>1,744,980</u>	<u>3,175,402</u>

#### Credit risk

Credit risk arises from the financial assets of the Group, which comprise deposits with banks and trade and other receivables. The Group's exposure to credit risk arises from potential default of the counter party, with the maximum exposure equal to the carrying amount of these instruments. The carrying amount of financial assets included in the statement of financial position represents the Group's maximum exposure to credit risk in relation to those assets.

The Group does not hold any credit derivatives to offset its credit exposure.

The Group trades only with recognised, credit worthy third parties and as such collateral is not requested nor is it the Group's policy to secure its trade and other receivables.

Receivable balances are monitored on an ongoing basis with the result that the Group does not have a significant exposure to bad debts.

## Notes to the Financial Statements

### 16. Financial Instruments (cont'd)

#### Credit risk (cont'd)

The Group's cash deposits are held with a major Australian banking institution. There are no significant concentrations of credit risk within the Group.

The following table details the expected maturity of the Group's financial assets and liabilities based on the earliest date of maturity or payment respectively. The amounts are stated on an undiscounted basis and include interest.

2014 Financial Instrument	Floating interest rate	Fixed Interest rate maturing in			Non- interest Bearing	Total	Weighted average effective interest rate
		1 year or less	Over 1 to 5 years	More than 5 years			
	\$	\$	\$	\$	\$	\$	
<b>Financial Assets</b>							
Cash and cash equivalents	61,785	-	-	-	-	61,785	0.01%
Receivables – other	-	-	-	-	320,634	320,634	
Total financial assets	61,785	-	-	-	320,634	382,419	
<b>Financial Liabilities</b>							
Trade payables and accruals	-	-	-	-	1,679,697	1,679,697	
Borrowings	-	3,627,710	-	-	-	3,627,710	10%
Total financial liabilities	-	3,627,710	-	-	1,679,697	5,307,407	
<b>2013</b>							
<b>Financial Assets</b>							
Cash and cash equivalents	329,346	-	-	-	-	329,346	3.5%
Receivables – other	-	-	-	-	271,552	271,552	
Total financial assets	329,346	-	-	-	271,552	600,898	
<b>Financial Liabilities</b>							
Trade payables and accruals	-	-	-	-	1,095,422	1,095,422	
Borrowings	-	335,000	1,744,980	-	-	2,079,980	10%
Total financial liabilities	-	335,000	1,744,980	-	1,095,422	3,175,402	

## Notes to the Financial Statements

### 16. Financial Instruments (cont'd)

#### *Foreign currency risks*

There is exposure to foreign currency risk as part of its normal business. In particular, there is exposure to United States dollar currency risk due to one of its subsidiaries is located in the United States of America with its functional currency denominated in United States dollar.

The following table details the amounts denominated in non-functional currency:

<b>USD</b>	<b>2014</b>	<b>2013</b>
	<b>\$</b>	<b>\$</b>
<u>Financial Assets:</u>		
Cash and cash equivalents	49,963	221,251
Trade and other receivables	119,503	203,867
Total financial assets	169,466	425,118
<u>Financial Liabilities:</u>		
Trade and other payables	121,697	763,535
Total financial liabilities	121,697	763,535
Net financial liabilities at end of the year	47,769	(338,417)

#### **The Foreign Exchange Sensitivity Analysis**

There would not be any material sensitivity on profit or loss after tax to the group for the financial year if there is a 10% increase and decrease in the Australian Dollar against the relevant foreign currencies due to the low levels of foreign currency balance exposures.

#### **Net Fair Values**

##### **Fair value estimation**

The carrying value of financial assets and liabilities as presented in the statement of financial position are the same as their fair value. Fair values are those amounts at which an asset could be exchanged, or a liability settled, between knowledgeable, willing parties in an arm's length transaction.

### 17. Operating Segment

During the current reporting year, the Group's operation is organised into one main operating segment which is managed in Australia and involved exploration of its mineral properties in USA only.

In the previous years, the Group had two reporting segments, which involved exploration of its mineral properties in Australia and USA. During the year, the Group has relinquished its exploration assets in Australia.

No revenues (2013 - Nil) were derived from an external customers.

The Group is currently conducting exploration upon tenements considered prospective in USA.

## Notes to the Financial Statements

### 17. Operating Segment (Cont'd)

#### SEGMENT INFORMATION

The segment information provided to the Board of Directors for the reportable segments for the year ended 30 June 2013 are as follows:

	Australia \$	USA \$	Total \$
<b>2013</b>			
<b>Revenue</b>			
Other revenues from external customers	-	-	-
Total segment revenue	-	-	-
<b>Result</b>			
Segment result	2,150,653	749,613	2,900,266
Interest revenue	26,188	-	26,188
Depreciation	-	242,827	242,827
<b>Assets and Liabilities</b>			
Segment assets			
- Exploration expenditure	182,626	18,217,856	18,400,482
- Plant and equipment	-	967,138	967,138
- Cash and cash equivalents	108,095	221,251	329,346
- Trade and other receivables	-	271,552	271,552
- Other assets	12,703	16,401	29,104
Total assets as per the statement of financial position	303,424	19,694,198	19,997,622
Segment liabilities			
- Trade and other payables	331,887	763,555	1,095,442
- Borrowings	2,079,980	-	2,079,980
Total liabilities as per the statement of financial position	2,411,867	763,555	3,175,422

## Notes to the Financial Statements

### 18. Share-Based Payments

	2014 \$	2013 \$
<b>Value of share based payments in the financial statements</b>		
Share based payments – finance facility fees <sup>1</sup>	456,560	-
Share based payments – finance facility fees <sup>2 3</sup>	396,569	-
Share based payments expensed – supplier <sup>4</sup>	-	20,000
Share based payments - exploration costs <sup>5</sup>	-	2,530,000
Share based payments expensed – listing fees <sup>6</sup>	-	52,556
	<u>853,129</u>	<u>2,602,556</u>

The share-based payments expense recognised in the statement of comprehensive income for the year was 853,129 (2013: \$72,556).

<sup>1</sup> Ordinary shares issued to lender for facility fee on extension of existing debt facility.

<sup>2</sup> Unlisted options issued to lender to the existing debt facility.

<sup>3</sup> Listed options issued to lender to the existing debt facility.

<sup>4</sup> Ordinary shares issued to supplier for the services rendered.

<sup>5</sup> Ordinary shares were issued for payments in relation to exploration activities.

<sup>6</sup> Unlisted options issued to supplier for services rendered.

During the current financial year, two tranches of total amount of 4,000,000 unlisted options were issued to lender. Using the Black-Sholes model, the fair value of the options has been assessed based on the following variables:

Tranche 1: 3,000,000 unlisted options

Underlying share price	\$0.055
Exercise price	\$0.12
Expected volatility	100%
Option life	3 years
Risk-free interest rate	3.03%

Tranche 2: 1,000,000 unlisted options

Underlying share price	\$0.045
Exercise price	\$0.10
Expected volatility	100%
Option life	2.5 years
Risk-free interest rate	3.03%

During the previous financial year, 500,000 unlisted options were issued to supplier which vested immediately. The fair value at grant date was calculated to be \$0.1051 per option. Using the Black-Sholes model, the fair value of the options has been assessed based on the following variables:

Underlying share price	\$0.23
Exercise price	\$0.25
Expected volatility	61%
Option life	4 years
Risk-free interest rate	2.43%

All the shares issued above were valued at the market price of the company's share at grant date.

## Notes to the Financial Statements

### 19. Commitments and Contingent Liabilities

#### (a) Other commitments

##### 2014:

- As part of the consideration of the \$3,000,000 loan facility, the company has committed to issue 15 million listed options to the lenders with exercise price of \$0.20 and exercisable on or before 7 May 2015, which is subject to shareholder approval. During the reporting year, 14,985,000 listed options has been issued. The loan agreement also states the company must pay a Net Smelter Return royalty of US\$0.50 per ounce of silver produced from the New Departure and Conjecture Silver Projects capped at the first 20 million ounces of production. The royalty increases to US\$1.00 per ounce in respect of sales above US\$20 per ounce silver price.
- As part of the long term lease at Lakeview Mill ("mill"), the Group is required to pay US\$10 per ton (toll milling fees) milling charged on all the ore processed at the mill. From the 11<sup>th</sup> anniversary of the date of the lease, the Group shall ensure that the toll milling fees are a minimum of USD\$250,000 per annum.

##### 2013:

- As part of the consideration of the \$3,000,000 loan facility, the company has committed to issue 15 million listed options to the lenders with exercise price of \$0.20 and exercisable on or before 7 May 2015, which is subject to shareholder approval. The loan agreement also states the company must a Net Smelter Return royalty of US\$0.50 per ounce of silver produced from the New Departure and Conjecture Silver Projects capped at the first 20 million ounces of production. The royalty increases to US\$1.00 per ounce in respect of sales above US\$20 per ounce silver price.
- As part of the consideration of the \$335,000 loan facility, the company has committed to issue 2 million listed options to the lenders with exercise price of \$0.20 and exercisable on or before 7 May 2015, which is subject to shareholder approval.
- As part of the long term lease over the lakeview mill ("mill"), the Group is required to pay US\$10 per ton (toll milling fees) milling charged on all the ore processed at the mill. From the 11<sup>th</sup> anniversary of the date of the lease, the Group shall ensure that the toll milling fees are a minimum of USD\$250,000 per annum.

#### (b) Contingent Liabilities

There are no contingent liabilities at the date of this report.

## Notes to the Financial Statements

### 20. Related Party Disclosure

#### (a) Parent entity

Black Mountain Resources Limited is the ultimate Australian parent entity.

#### (b) Transactions between related parties

Below are transactions with director-related entities:

Related Party	Type of Service	2014 \$	2013 \$
Okap Ventures Pty Ltd*	Corporate Advisory Fee	330,000	327,500
		<u>330,000</u>	<u>327,500</u>
Balance owing to directors and directors' related companies included in trade and other payable		<u>705,374</u>	<u>126,000</u>

\* a company of which Mr Landau is a director and shareholder for the provision of strategic and corporate advisory, capital raising, company secretarial, financial management, investor and public relations and associated services in fully serviced offices in both Perth and London.

These transactions have been entered into on normal commercial terms and conditions no more favourable than those available to other parties unless otherwise stated.

### 21. Events after the Reporting Date

There are no matters or circumstances that have arisen since 30 June 2014 that have or may significantly affect the operations, results, or state of affairs of the company in future financial years.

### 22. Auditors' Remuneration

	2014 \$	2013 \$
Amounts received or due and receivable by RSM Bird Cameron Partners:		
- An audit or review services	29,500	26,500
- Tax services	5,180	6,098
- Reports for AIM listing	7,370	15,970
	<u>42,050</u>	<u>48,568</u>



## Notes to the Financial Statements

### 23. Cash Flow Information

#### Reconciliation of Cash Flow from Operations

	2014 \$	2013 \$
<b>Reconciliation of Cash Flow from Operations with Loss after Income Tax</b>		
Loss after income tax for the year	(3,951,883)	(2,900,266)
Share-based payments	853,129	72,556
Depreciation	364,206	242,827
Foreign currency differences	-	(326,317)
Impairment of other receivables	185,643	-
Loss on disposal of plant and equipment	190,667	-
Exploration costs written-off	480,099	-
Others	(18,397)	(12,707)
Movements in assets and liabilities:		
- Trade and other receivables	(118,191)	373,347
- Other assets	16,764	(20,501)
- Trade payables and accruals	584,256	604,487
<b>Net Cash used in Operating Activities</b>	<b>(1,413,707)</b>	<b>(1,966,574)</b>

#### Non-cash investing activities

##### 2014

During 2014, no shares were issued in relation to non-cash investing activities.

##### 2013

On 19 February 2013, the company issued 11,000,000 fully paid ordinary shares with a fair value of \$0.23 as part consideration to acquire an exploration asset.

For the terms and conditions of the performance shares, refer to Note 14.

#### Loan facilities

The Group has loans facility amounting to \$3,835,000 (2013:\$3,350,000). For details, refer to note 13.

## Notes to the Financial Statements

### 24. Directors and Key Management Disclosures

#### (a) Key management personnel compensation

Refer to the remuneration report contained in the directors' report for details of the remuneration paid or payable to each member of the consolidated entity's key management personnel for the year ended 30 June 2014.

	2014 \$	2013 \$
Short-term employee benefits	234,108	274,701
Consulting fee	98,796	-
Total	332,904	274,701

### 25. Controlled entities

The consolidated financial statements include the financial statements of Black Mountain Resources Limited and the subsidiaries listed in the following table.

	County of Incorporation	% Equity Interest	
		2014 %	2013 %
Future Generation Energy Pty Ltd	Australia	100	100
Blue Mountain Mining Corporation	USA	100	100
Magenta Mountain Mining Corporation	USA	100	100
ABM Mining Corporation	USA	70	70

### 26. Acquisition of Subsidiary – ABM Mining Corporation

During the previous financial year, the Group has earned a 70% shareholding of ABM Mining Corporation after meeting the expenditure commitment of US\$4,500,000 within 3 years on the silver projects located in the regions of Idaho & Montana, USA.

The acquisition does not constitute a business combination but rather an acquisition of assets and liabilities.

The fair value of the identifiable assets and liabilities as at the date of acquisition are:

	Recognised on acquisition \$
Cash and cash equivalents	358,689
Trade and other receivables	565,472
Plant and equipment	826,083
Exploration and expenditure	3,027,154
Trade and other payables	(326,998)
Borrowings	(4,450,400)
Fair value of identifiable net assets	-

## Notes to the Financial Statements

### 27. Parent Entity Information

The following details information related to the parent entity, Black Mountain Resources Limited, as at 30 June 2014. The information presented here has been prepared using consistent accounting policies as presented in Note 1.

	2014 \$	2013 \$
Current assets	225,293	204,883
Non-current assets	18,556,101	19,029,204
<b>Total assets</b>	<b>18,781,394</b>	<b>19,234,087</b>
Current liabilities	5,185,710	666,887
Non-current liabilities	-	1,744,980
<b>Total liabilities</b>	<b>5,185,710</b>	<b>2,411,867</b>
Contributed equity	20,785,216	20,328,656
Accumulated losses	(8,747,343)	(4,667,680)
Reserves	1,557,811	1,161,244
<b>Total equity</b>	<b>13,595,684</b>	<b>16,822,220</b>
Loss after income tax	(4,079,663)	(3,146,032)
Other comprehensive income for the year	-	-
<b>Total comprehensive loss for the year</b>	<b>(4,079,663)</b>	<b>(3,146,032)</b>

#### Guarantees

The Company has not entered into any guarantees in relation to the debts of its subsidiary.

#### Other Commitments and Contingencies

The Company has no commitments to acquire property, plant and equipment and has no contingent liabilities as at the date of report.

## Directors' Declaration

The directors of the company declare that:

1. the financial statements and notes, are in accordance with the *Corporations Act 2001* and:
  - a. comply with Australian Accounting Standards, which, as stated in accounting policy note 1(a) to the financial statements, constitutes explicit and unreserved compliance with International Financial Reporting Standards; and
  - b. give a true and fair view of the consolidated entity's financial position as at 30 June 2014 and of its performance for the year ended on that date;

In the directors' opinion there are reasonable grounds to believe that the Company will be able to pay its debts as and when they become due and payable.

The directors have been given the declarations required by section 295A of the *Corporations Act 2001*.

This declaration is made in accordance with a resolution of the Board of Directors.



---

**Peter Landau**  
**Executive Director**

**Perth, Western Australia, 30<sup>th</sup> September 2014**

## Corporate Governance

The Board of Directors are responsible for the overall strategy, governance and performance of Black Mountain Resources Limited and its controlled entities. The Group is silver exploration and development focused group whose strategy is to add substantial shareholder value through the acquisition, exploration, development and commercialisation of its projects. The Board has adopted a corporate governance framework which it considers to be suitable given the size, history and strategy of the Group.

### Principles of Best Practice Recommendations

In accordance with ASX Listing Rule 4.10, Black Mountain Resources Limited is required to disclose the extent to which it has followed the Principles of Best Practice Recommendations during the financial year. Where Black Mountain Resources Limited has not followed a recommendation, this has been identified and an explanation for the departure has been given. Further details can be found on the Group's website.

PRINCIPLES AND RECOMMENDATIONS		COMMENT
<b>1.</b>	<b><i>Lay solid foundations for management and oversight</i></b>	
1.1	Companies should establish the functions reserved to the board and those delegated to senior executives and disclose those functions.	Satisfied. Refer the Corporate Governance section on the Group website. The Company's Corporate Governance Plan includes a Board Charter, which discloses the specific responsibilities of the Board.  The Board delegates responsibility for the day-to-day operations and administration of the Company to the executive Directors.
1.2	Companies should disclose the process for evaluating the performance of senior executives.	Satisfied. The Company's Corporate Governance Plan includes a section on performance evaluation practices adopted by the Company.  The Board has established formal processes to review its own performance and the performance of individual directors, any executive directors and any committees of the Board at least annually.
1.3	Companies should provide the information indicated in the <i>Guide to reporting on Principle 1</i> .	Satisfied. Refer to Annual Report and the Corporate Governance section on the Group website.  Performance evaluation of senior executives has taken place and this process is conducted annually.
<b>2.</b>	<b><i>Structure the board to add value</i></b>	
2.1	A majority of the board should be independent directors.	Not satisfied. There are currently a majority of executive directors on the board.  The Board believes that it is able to exercise independence and judgement and does possess the necessary skills, expertise and experience required to effectively discharge their duties. The focus has been on the ability of the Board to add value by effectively exercising independence and discharging their duties, rather than on meeting the independence test in the guidelines.
2.2	The chair should be an independent director.	Not satisfied. The chair of the Board is an executive director.
2.3	The roles of chair and chief executive officer should not be exercised by the same individual.	Not satisfied. The Company has an executive chairman as well as an executive director (considered to be the Chief Executive Officer) who is separate from the chair.
2.4	The board should establish a nomination committee.	Not satisfied. The Board considers that given the

PRINCIPLES AND RECOMMENDATIONS		COMMENT
		<p>current size of the board, this function is efficiently achieved with full Board participation. Accordingly, the Board has resolved not to establish a nomination committee at this stage.</p> <p>The Company's Corporate Governance Plan includes a Nomination Committee Charter, which discloses the specific responsibilities of the committee.</p> <p>In addition, the Board, Board Committees or individual Directors may seek independent external professional advice as considered necessary at the expense of the Group, subject to prior consultation with the Chairman. A copy of any such advice received is made available to all members of the Board.</p>
2.5	Companies should disclose the process for evaluating the performance of the board, its committees and individual directors.	Satisfied.
2.6	Companies should provide the information indicated in the <i>Guide to reporting on Principle 2</i> .	Satisfied.
<b>3.</b>	<b><i>Promote ethical and responsible decision-making</i></b>	
3.1	<p>Companies should establish a code of conduct and disclose the code or a summary of the code as to:</p> <ul style="list-style-type: none"> <li>▪ the practices necessary to maintain confidence in the company's integrity</li> <li>▪ the practices necessary to take into account their legal obligations and the reasonable expectations of their stakeholders</li> <li>▪ the responsibility and accountability of individuals for reporting and investigating reports of unethical practices.</li> </ul>	Satisfied.
3.2	Companies should establish a policy concerning diversity and disclose the policy or a summary of that policy. The policy should include requirements for the board to establish measureable objectives for achieving gender diversity and for the board to assess annually both the objectives and progress in achieving them.	<p>Not Satisfied. The Company recognises that a talented and diverse workforce is a key competitive advantage and that an important contributor to the Company's success is the quality, diversity and skills of its people.</p> <p>Under the Company's Code of Conduct, employees must not harass, discriminate or support others who harass and discriminate against colleagues or members of the public on the grounds of sex, pregnancy, marital status, age, race (including their colour, nationality, descent, ethnic or religious background), physical or intellectual impairment, homosexuality or transgender. Such harassment or discrimination may constitute an offence under legislation.</p> <p>Due to the small scale of the Company's operations and the limited number of employees, the Company has not yet established a Diversity Policy. However, as the Company develops the Board will consider adopting such a policy.</p>
3.3	Companies should disclose in each annual report the measureable objectives for achieving gender diversity set by the board in accordance with the diversity policy and progress in achieving them.	Not Satisfied. Given the size of the Company, the Company has not yet set measurable objectives for achieving gender diversity. In addition, the Board will review progress against any objectives identified on an annual basis.
3.4	Companies should disclose in each annual report the	Satisfied. Given the size of the Board and the

PRINCIPLES AND RECOMMENDATIONS		COMMENT
	proportion of women employees in the whole organisation, women in senior executive positions and women on the board.	Company, the Board considers that this function is efficiently achieved with Ms Jane Flegg as Company Secretary / Chief Financial Officer holding a senior executive position in the Company.
3.5	Companies should provide the information indicated in the <i>Guide to reporting on Principle 3</i> .	Satisfied.
<b>4.</b>	<b><i>Safeguard integrity in financial reporting</i></b>	
4.1	The board should establish an audit committee.	Not Satisfied. The Directors believe that it would not increase efficiency or effectiveness to have a separate audit committee, and that audit matters are of such significance that they should be considered by the full Board. The Board may seek independent external professional advice as considered necessary if it requires assistance in this area.
4.2	The audit committee should be structured so that it: <ul style="list-style-type: none"> <li>consists only of non-executive directors</li> <li>consists of a majority of independent directors</li> <li>is chaired by an independent chair, who is not chair of the board</li> <li>has at least three members.</li> </ul>	Not satisfied. Refer 4.1.
4.3	The audit committee should have a formal charter.	The Company's Corporate Governance Plan includes an Audit and Risk Committee Charter, which discloses the manner and process to consider audit and risk management matters..
4.4	Companies should provide the information indicated in the <i>Guide to reporting on Principle 4</i> .	Satisfied.
<b>5.</b>	<b><i>Make timely and balanced disclosure</i></b>	
5.1	Companies should establish written policies designed to ensure compliance with ASX Listing Rule disclosure requirements and to ensure accountability at a senior executive level for that compliance and disclose those policies or a summary of those policies.	Satisfied. Continuous disclosure policy is available in the Corporate Governance section on the Group website.
5.2	Companies should provide the information indicated in <i>Guide to Reporting on Principle 5</i> .	Satisfied. Refer to the Corporate Governance section on the Company's website.
<b>6.</b>	<b><i>Respect the rights of shareholders</i></b>	
6.1	Companies should design a communications policy for promoting effective communication with shareholders and encouraging their participation at general meetings and disclose their policy or a summary of that policy.	Satisfied. Communications with Shareholders policy is available in the Corporate Governance section on the Company's website, which aims to ensure that the shareholders are informed of all major developments affecting the Company's state of affairs.
6.2	Companies should provide the information indicated in the <i>Guide to reporting on Principle 6</i> .	Satisfied. Refer to the Corporate Governance section on the Company's website.
<b>7.</b>	<b><i>Recognise and manage risk</i></b>	
7.1	Companies should establish policies for the oversight and management of material business risks and disclose a summary of those policies.	Satisfied. Risk management policy is available in the Corporate Governance section on the Company's website.
7.2	The board should require management to design and implement the risk management and internal control system to manage the company's material business risks and report to it on whether those risks are being managed effectively. The board should disclose that management has reported to it as to the effectiveness of the company's management of its material business risks.	Satisfied. Refer 7.1 & 7.3.
7.3	The board should disclose whether it has received assurance from the chief executive officer (or equivalent) and the chief financial officer (or equivalent) that the declaration provided in accordance with section 295A of the Corporations Act	Satisfied.

PRINCIPLES AND RECOMMENDATIONS		COMMENT
	is founded on a sound system of risk management and internal control and that the system is operating effectively in all material respects in relation to financial reporting risks.	
7.4	Companies should provide the information indicated in <i>Guide to Reporting on Principle 7</i> .	Satisfied. Refer 7.1.
<b>8.</b>	<b><i>Remunerate fairly and responsibly</i></b>	
8.1	The board should establish a remuneration committee.	Not satisfied. The Board considered this recommendation and formed the view that it would not increase efficiency or effectiveness to have a separate committee, and that remuneration matters are of such significance that they should be considered by the full Board. The Board may seek independent external professional advice as considered necessary if it requires assistance in this area.  The Company's Corporate Governance Plan includes a Remuneration Committee Charter, which discloses its specific responsibilities.
8.2	The remuneration committee should be structured so that it: <ul style="list-style-type: none"> <li>consists of a majority of independent directors</li> <li>is chaired by an independent director</li> <li>has at least three members</li> </ul>	Not satisfied. Refer to 8.1.
8.3	Companies should clearly distinguish the structure of non-executive directors' remuneration from that of executive directors and senior executives.	Satisfied.
8.4	Companies should provide the information indicated in the <i>Guide to reporting on Principle 8</i> .	Satisfied.



## ASX Additional Information

Additional information required by the ASX Limited Listing Rules not disclosed elsewhere in this Annual Report is set out below.

### 1. Shareholdings

The issued capital of the Group as at 25 September 2014 is 86,324,266 ordinary fully paid shares, 36,138,750 listed options (exercisable at 20 cents, on or before 7 May 2015), 2,000,000 unlisted options (exercisable at 30 cents, on or before 15 November 2015). All issued ordinary fully paid shares carry one vote per share.

#### Ordinary Shares

Shares Range	Holders	Units	%
1-1,000	13	2,074	0.00
1,001-5,000	31	109,603	0.09
5,001-10,000	55	496,653	0.42
10,001-100,000	286	10,932,559	9.14
100,001-9,999,999	86	108,084,472	90.35
<b>Total</b>	<b>471</b>	<b>119,625,361</b>	<b>100.00</b>

#### Unmarketable parcels

There were 30 holders of less than a marketable parcel of ordinary shares.

### 2. Top 20 Shareholders as at 25 September 2014

	Name	Number of Shares	%
1	COMPUTERSHARE CLEARING PTY LTD <CCNL DI A/C>	19,534,712	16.33
2	CORK INVESTMENTS INC	9,000,000	7.52
3	MR JOHN RYAN	9,000,000	7.52
4	TEXAS ENERGY ADVISORS LLC	9,000,000	7.52
5	PARK END LIMITED	8,900,000	7.44
6	CELTIC CAPITAL PTY LTD <CELTIC CAPITAL NO 2 A/C>	8,000,000	6.69
7	FITEL NOMINEES LIMITED	6,000,000	5.02
8	NATIONAL NOMINEES LIMITED	4,865,459	4.07
9	BRUSH PRAIRIE MINERALS INC	3,000,000	2.51
10	WEST HOLLY INC	2,166,640	1.81
11	SHOSHONE SILVER/GOLD MINING COMPANY	2,000,000	1.67
12	CHIMAERA CAPITAL LIMITED	1,750,000	1.46
13	RAVENHILL INVESTMENTS PTY LTD <HOUSE OF EQUITY A/C>	1,500,000	1.25
14	KARAKORAM NO2 PTY LTD <SUPER FUND A/C>	1,400,000	1.17
15	SEEFELD INVESTMENTS PTY LTD <THE SEEFELD A/C>	1,355,537	1.13
16	MS TANIA HALL	1,350,000	1.13
17	GROUP SEVENTY THREE PTY LTD	1,217,143	1.02
18	MAX CAPITAL PTY LTD	1,200,000	1.00
19	OMONDALI PTY LTD <THE OMONDALI A/C>	1,113,428	0.93
20	MR LAWRENCE ANGELO BUONO + MRS VALERIE JEAN BUONO <ZOLOTO SUPER FUND A/C>	625,000	0.52
	<b>TOTAL</b>	<b>92,977,919</b>	<b>77.71</b>

### 3. Substantial Shareholders as at 25 September 2014

	Name	Number of Shares	%
1	COMPUTERSHARE CLEARING PTY LTD <CCNL DI A/C>	19,534,712	16.33
2	CORK INVESTMENTS INC	9,000,000	7.52
3	MR JOHN RYAN	9,000,000	7.52

### 4. Restricted Securities subject to escrow period

Securities subject to escrow are:

Category	Number of Shares	Period of Escrow
Ordinary fully paid shares	4,000,000	20 February 2014
Performance shares	5,000,000	20 February 2014

### 5. Group cash and assets

In accordance with Listing Rule 4.10.19, the Group confirms that it has been using the cash and assets it had acquired at the time of admission and for the period ended 30 June 2014 in a conservative manner that is consistent with its business objective and strategy.

## **Competent Persons Statement**

The information included in this release that relates to historical mining data and exploration results is based on information compiled by Mr James Baughman, a technical consultant to the Company. Mr Baughman is a qualified geologist and a professional member (SME Registered Member) of the Society of Mining, Metallurgy and Exploration. Mr Baughman has sufficient experience in exploration and mine development which is relevant to the style of mineralisation and type of deposit under consideration and to the activity which he is undertaking to qualify as a Competent Person as defined in the 2004 Edition of the 'Australasian Code for Reporting of Exploration Results, Mineral Resources and Ore Reserves'. Mr Baughman has reviewed this release and consents to the inclusion in the release of the matters based on his information in the form and context in which it appears.

## Mining Claim Schedule

Mining Tenement (Claim)	Reference (BLM Serial No.)	Interest Held
<b>New Departure Silver Project, Montana US</b>		
IM 1- 12	MMC224987 – 224998	70%
IM 14 – 18	MMC225000 – 225004	70%
IM 24	MMC225010	70%
IM 27-30, 32, 34-70	MMC226248 – 226289	70%
MOTHER LODE – 8431	-	70%
DIRECTOR LODE – 5600	-	70%
PROTECTOR LODE – 5601	-	70%
SHIELD LODE – 5602	-	70%
CLIFF LODE – 2264	-	70%
GUARDIAN LODE – 2411	-	70%
QUIEN SABE LODE – 2265	-	70%
SIGNAL LODE – 2505A	-	70%
<b>Conjecture Silver Project, Idaho US</b>		
SPIDER – SURVEYOR GENERAL'S SURVEY #2683	-	70%
CONJECTURE – SURVEYOR GENERAL'S SURVEY #2683	-	70%
RAINBOW – SURVEYOR GENERAL'S SURVEY #2689	-	70%
COMET – SURVEYOR GENERAL'S SURVEY #3071	-	70%
LUCKY STRIKE – SURVEYOR GENERAL'S SURVEY #2744	-	70%
SILVER CORD – SURVEYOR GENERAL'S SURVEY #2744	-	70%
FEDS #1 - #4	IMC206019 - 206022	70%
FEDCO FR	IMC206023	70%
FEDCO #2	IMC206024	70%
NORTHSIDE #1 - #4	IMC206025 - 206028	70%
METEOR #6	IMC206029	70%
METEOR #7	IMC206030	70%
MET #3 - #5	IMC206031 - 206033	70%
UFCO #1	IMC206034	70%
UFCO #2	IMC206035	70%
STAR #4	IMC206036	70%
STAR #5	IMC206037	70%
ROBIN	IMC206038	70%
MARS #1	IMC206039	70%
MARS #2	IMC206040	70%
MARS #4	IMC206041	70%
MARS #6	IMC206042	70%
METEOR #1	IMC206043	70%
METEOR #2	IMC206044	70%
METEOR #18	IMC206045	70%
LAKEVIEW 1-81	IMC210780 -210860	70%
LAKEVIEW 1-4,17,29-33,43-47,58-60	IMC210780-210783, IMC210796, IMC210808-210812, IMC210822-210826, IMC210837-210839	70%

CC 1-20	IMC212242-212261	70%
HEWER NO. 2-4	IMC13736-13738	100%
HEWER NO. 5	IMC13739	100%
BUNCO	IMC103971	100%
HEWER NO. 1 MILLSITE	IMC13743	100%
IDAHO LAKEVIEW NO. 6 MILLSITE	IMC13746	100%
IDAHO LAKEVIEW NO. 9 MILLSITE	IMC13749	100%
TIP TOP MILLSITE	IMC13753	100%
<b>Tabor Silver &amp; Gold Project, Montana US</b>		
HIGHLAND LODGE – 7295	-	70%
MCKINLEY LODGE – 7292	-	70%
HOPE – 6623	-	70%
SHENANDOAH – 6624	-	70%
BAY STATE LODGE – 6625	-	70%
NELLIE BLY – 9722	-	70%
ALDER FRACTION – 9722	-	70%
PRESCOTT – 9722	-	70%
MALTA LODGE – 9722	-	70%
ST. JOHN – 5984	-	70%
BUTCHER GULCH PLACER – TRACT 3 OF BOOK 7 SURVEYS, PAGE 253	-	70%
BG 9	MMC226241	70%
BG 10	MMC226242	70%
BG19	MMC226243	70%
BG20	MMC226244	70%
BG21	MMC226245	70%
BG22	MMC226246	70%
BG23	MMC226247	70%
DON-A-VERA	MMC175327	70%
DON-A-VERA NO. 1	MMC175328	70%
PEARL NO. 1	MMC175355	70%
PEARL NO. 2	MMC175356	70%
EAGLE BLACK NO. 1	MMC175363	70%
EAGLE BLACK NO. 5	MMC175367	70%
NEW WINNETKA	MMC175384	70%
TABOR LODGE	MMC175409	70%