





Disclaimer

Caution Regarding Forward Looking Statements and Forward Looking Information: This announcement contains forward looking statements and forward looking information, which are based on assumptions and judgments of management regarding future events and results. Such forward-looking statements and forward looking information, including but not limited to those with respect to the of the SXEW plant at Kipoi, involve known and unknown risks, uncertainties, and other factors which may cause the actual results, performance or achievements of the Company to be materially different from any anticipated future results, performance or achievements expressed or implied by such forward-looking statements. Such factors include, among others, the actual market prices of copper, the compliance with debt finance covenants, the volatility in global financial markets, the actual results of future mining, processing and development activities and changes in project parameters as plans continue to be evaluated. There can be no assurance that the SXEW plant will operate in accordance with forecast performance, that anticipated metallurgical recoveries will be achieved, that future evaluation work will confirm the viability of deposits identified within the project, that future required regulatory approvals will be obtained, that the expansion of the Kipoi Project will proceed as planned and within expected time limits and budgets or that, when completed, the expanded Kipoi SXEW plant will operate as anticipated.

Production Targets: All Production targets referred to in this Report are underpinned by estimated Ore Reserves which have been prepared by competent persons in accordance with the requirements of the JORC Code.

Competent Person Statement: The information in this report that relates to the Mineral Resources and Ore Reserves were first reported by the Company in compliance with JORC 2012 in market releases dated as follows:

Kipoi Central, Kipoi North and Kileba Ore Reserves (Stage 2 SXEW) – 16 April 2015;

Kipoi Central, Kipoi North and Kileba Mineral Resources – 16 April 2015;

Judeira Mineral Resource – 26 November 2013; and

Sase Central Mineral Resource (Lupoto Copper Project) - 12 July 2013.

The Company confirms that it is not aware of any new information or data that materially affects the information included in the market announcements referred to above and further confirms that all material assumptions and technical parameters underpinning the ore reserve and mineral resource estimates contained in those market releases continue to apply and have not materially changed.

Corporate Snapshot

Corporate Snapshot

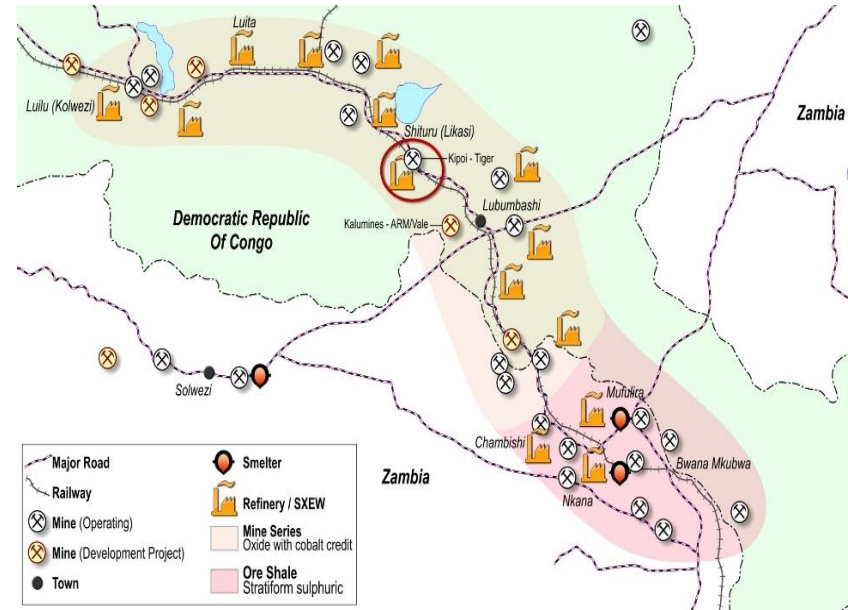
ASX Code	TGS	
Shares on Issue*	1,795m	
Share Price	A\$0.05	
Market Capitalisation	A\$90m	
Net Debt (31 Dec 2015)	US\$136.0m	
Options/Performance Rights on Issue	85.7m	
Major Shareholders	Resource Capital Funds	15.6%
	International Finance Corporation	8.6%
	Todd Hannigan and Tom Todd	8.5%
	Antares Equities	5.5%

Board of Directors

Mark Connelly	Non-Executive Chairman
Michael Griffiths	Interim Chief Executive Officer
Stephen Hills	Finance Director
David Constable	Non-Executive Director

* Assumes completion of International Finance Corporation's (IFC) equity subscription, which is imminent at date of printing.

The Democratic Republic of Congo (DRC)



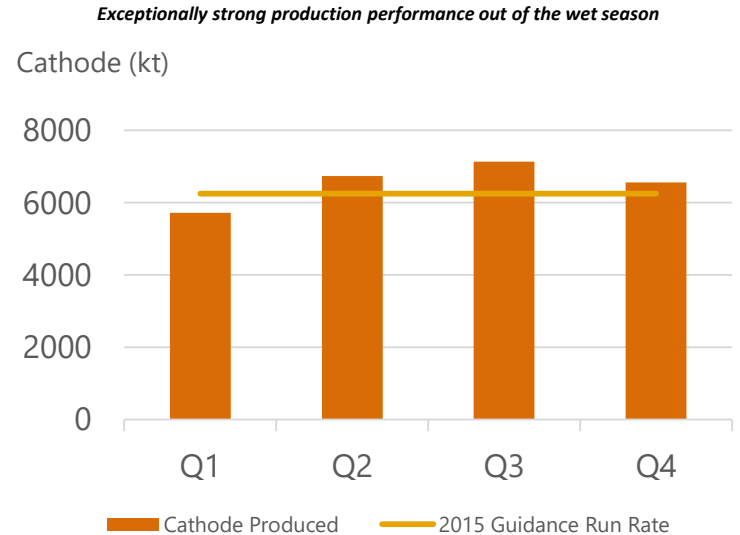
The Kipoi Copper Project



2015 Achievements

Operations

- Strong full year operating performance at Kipoi
 - 26,151t of copper cathode produced
 - Grid power utilisation increased to 63% in Q4 2015
 - Cash operating cost of \$1.42/lb and an "all in sustaining cash cost"¹ of \$1.61/lb



1. All in sustaining cash cost includes cash operating costs plus royalties and sustaining capital



2015 Achievements (Cont'd)

Financing

- US\$162.5m Taurus/IFC refinancing secured:
 - First drawdown of US\$133.2m completed on 30 January 2016
 - US\$100m Taurus Acquisition Finance Facility repaid
 - US\$20.9m Gerald Metals advance payment repaid
 - Balance of funding to finance the SXEW plant debottlenecking/30% expansion.





2015 Achievements (Cont'd)

Debottlenecking

- Engineering and costing study completed
- Low risk and high return to increase capacity to 32,500tpa
- Reserve backed LOM of +16 years at 32,500tpa rate
- Projected average LOM cash operating costs of US\$1.27/lb at 32,500tpa

1. Further terms can be found in the ASX release, *Tiger announces positive results of the engineering and costing study for the debottlenecking of Kipoi*, 31 July 2015





Safety: Number 1 Priority

- Kipoi remains fatality free
- 4.9m total LTI free man hours
- Kipoi LTIFE performance exceeds the West Australian Metals Ore Mining 3 year average of 4.19 per million man hours
- Keys to success:
 - Robust safety management standards
 - Active safety leadership development program
 - Top down approach





Kipoi SXEW Processing

- Processing
 - Ore stacked to conventional heap leach/SXEW
 - Acid consumption expected to average 7-10kg/t, floats material targeting 90% recoveries for 120-140 days under leach
 - Kipoi power consumption 2.5MWh/t copper producer v typical DRC mines at 4MWh/t copper
- Power
 - Two 30MVA transformers successfully installed and synchronised
- Cathode Plate Transport logistics
 - 6km from main N1 Likasi-Lubumbashi highway, road transport copper cathode to ports



Cathode Sales

Total 2015 Copper Cathode sold: 26,091tonnes

- Kipoi is producing 99.995% LME grade "A" equivalent copper cathode
- Gerald Metals offtake for first 175kt cathode, payability 100%





Social & Community Relations

Tiger has adopted a co-ordinated approach with our community stakeholders including:

- Women and children health initiatives
- Hospital fit out
- Construction of school
- Associated power, water and internet access to facilitate a constructive educational environment
- University support programs
- Co-operative farming
- Introduction of local capacity building initiatives



2016 Outlook

- Maintain high safety record
- Improve Kipoi operating performance to maximise incremental production gains
- Complete debottlenecking program at Kipoi to reduce unit costs and increase copper cathode production by 30%
- Ongoing cost reduction initiatives to improve efficiencies





Further Information

Investors:

Michael Griffiths

Interim Chief Executive Officer

Tel: (+61 8) 6188 2000

Email: mgriffiths@tigerez.com

Stephen Hills

Finance Director

Tel: (+61 8) 6188 2000

Email: shills@tigerez.com

Media enquiries:

Nathan Ryan

NWR Communications

Tel: (+61 0) 420 582 887

Email: nryan@tigerez.com

Company website: www.tigerresources.com.au



TIGER
RESOURCES LIMITED



Appendices



Global Resource Base 1,106,000t Cu

Kipoi (95%) 938,000t Cu

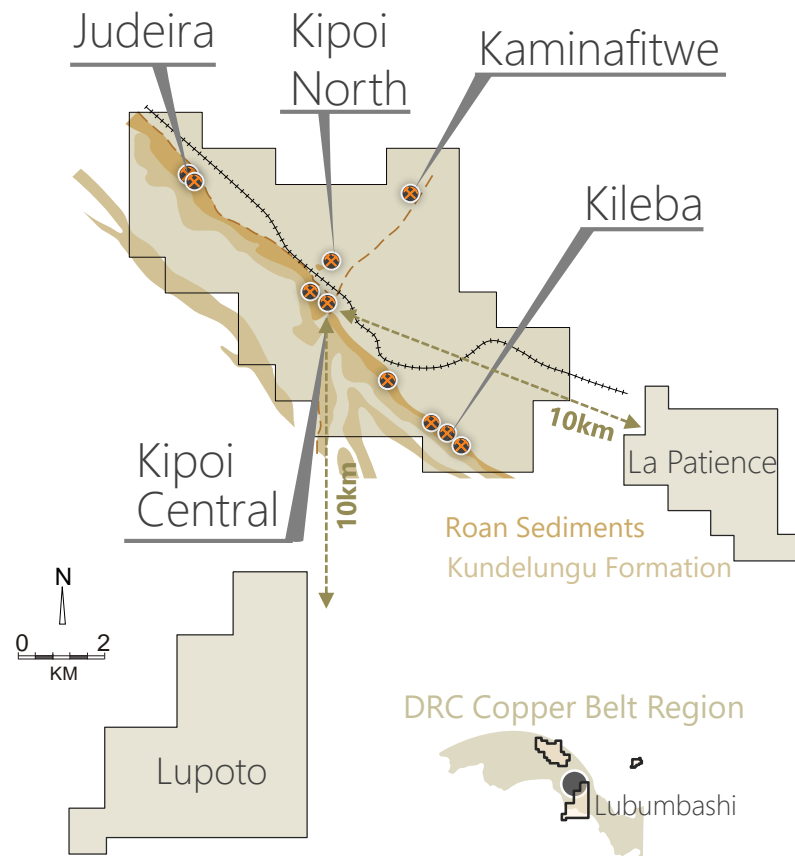
Kileba	155,000t Cu
Kipoi Central	646,000t Cu
Kipoi North	66,000t Cu
Judeira	71,000t Cu

Lupoto (95%) 168,000t Cu


Equity Attributable
Resource Base 1,050,700t Cu

Global Reserve Base 689,000t Cu

Equity Attributable
Reserve Base 654,550t Cu



Detailed Kipoi Resource



Classification	Kipoi Mineral Reserve	Mt	Cu Grade	Co grade (%)	Cu (kt)	Co (kt)
Measured	Kipoi Central	7.0	2.6%	0.14	180	9.6
Indicated	Kipoi Central	40.4	1.1%	0.06	443	25.9
Indicated	Kipoi North	4.0	1.3%	0.05	54	1.8
Indicated	Kileba	8.6	1.5%	0.05	128	4.6
Total Measure & Indicated		60.0	1.3%	0.07	805	41.9
Inferred	Kipoi Central	2.9	0.8%	0.07	23	2.1
Inferred	Kipoi North	1.0	1.1%	0.03	12	0.4
Inferred	Kileba	2.2	1.2%	0.04	27	0.9
Inferred	Judeira	6.1	1.2%	0.04	71	2.2
Total Probable		12.2	1.1%	0.05	133	5.6
Total		72.2	1.3%	0.07	938	47.5

Notes:

1. Kipoi Central Mineral Resource depleted to 31 December 2014

Kipoi Stage II SXEW Ore Reserve



Classification	Kipoi Stage II SXEW Ore Reserve	Mt	Cu Grade	Cu (kt)
Proven	Kipoi Central	1.7	2.6%	45
Proven	Kipoi Central Stockpiles	5.2	2.6%	134
Total Proven		6.9	2.6%	179
Probable	Kipoi Central	34.3	1.1%	372
Probable	Kipoi North	1.9	1.5%	28
Probable	Kileba	7.4	1.5%	110
Total Probable		43.6	1.2%	510
Total		50.5	1.4%	689

Notes:

1. Kipoi Central Ore Reserves depleted to 31 December 2014

Detailed Lupoto (Sase Central) Resource



Classification	Category	Tonnes (mt)	Copper (%)	Cobalt (%)	Copper (000't)	Cobalt (000't)
Indicated	Oxide	2.1	1.49	0.08	31.0	2.0
	Transitional	3.9	1.49	0.04	59.0	2.0
	Sulphide	3.6	1.24	0.04	44.0	1.0
Total- Indicated		9.6	1.39	0.05	134.0	5.0
Inferred	Oxide (In-situ)	0.2	1.47	0.05	4.0	0.0
	Transitional (In-situ)	0.7	1.53	0.04	10.0	0.0
	Sulphide (In-situ)	1.9	1.09	0.03	20.0	1.0
Total- Inferred		2.8	1.21	0.03	34.0	1.0