



16 October 2015

ASX ANNOUNCEMENT

INVESTOR PRESENTATION AND ROADSHOW

Stratum Metals Limited (ASX:SXT) (**Stratum**) is pleased to release the attached Investor Presentation, which has been updated and is in the form for the investor roadshow beginning this Monday, 19 October 2015.

The roadshow follows the timetable below;

Monday, 19 October 2015	Brisbane
Tuesday, 20 October 2015	Gold Coast and Sunshine Coast
Wednesday, 21 October 2015	Sydney
Thursday, 22 October 2015	Sydney
Friday, 23 October 2015	Melbourne
Monday, 26 October 2015	Perth

For details contact;

Mr Daniel Moore, Director

daniel.moore@stratummetals.com.au

+61 475 916 919

On behalf of the Board

Damon Sweeny

Company Secretary

About Locality Planning Energy Pty Ltd (LPE)

LPE holds 1 of only 20 active energy retail authorisations with the Australian Energy Regulator (AER) to supply and sell electricity to residential, commercial and industrial customers throughout the National Energy Market. LPE supplies and manages electricity sales to strata communities, both existing and new developments, generating significant savings on electricity delivered to strata community common areas and its occupants.


LPE's unique purchasing model is matched against 5 to 10 year supply contracts providing LPE with consistent recurring revenues. LPE is transforming the electricity retail supply industry by providing an intelligent solution to help its customers shift away from high electricity costs, with no risk and no cost upfront cost. LPE is at the forefront of innovative electricity supply with a commitment to the integration of technology and renewable infrastructure, to provide the highest savings to its customers.

Stratum Metals Limited ACN 147 867 301

Suite 8, 55 Hampden Road, Nedlands WA 6009

Ph +61 8 9389 5885 | Fax +61 8 9389 5885

ASX Code: SXT | www.stratummetals.com.au



LOCALITY PLANNING

energy

Investor Roadshow 2015

LPE:ASX
October 2015

Disclaimer

This presentation contains summary information about Locality Planning Energy Pty Ltd (**LPE**) and is current as at 14 October 2015. The information in this presentation is of general background and does not purport to be complete.

This presentation is not investment or financial product advice (nor tax, accounting or legal advice) and is not intended to be used for the basis of making an investment decision. The information contained in this presentation has been prepared without taking into account the objectives, financial situation or needs of individuals. Investors should obtain their own advice before making any investment decision.

LPE has prepared this document based on information available to it at the time of preparation. No representation or warranty, express or implied, is made as to the fairness, accuracy or completeness of the information, opinions and conclusions contained in this presentation.

This presentation contains certain “forward-looking statements”. Forward looking statements can generally be identified by the use of forward looking words such as, “expect”, “should”, “could”, “may”, “predict”, “plan”, “will”, “believe”, “forecast”, “estimate”, “target” and other similar expressions. Indications of, and guidance on, future earnings and financial position and performance are also forward-looking statements. Forward-looking statements, opinions and estimates provided in this presentation are based on assumptions and contingencies which are subject to change without notice, as are statements about market and industry trends, which are based on interpretations of current market conditions.

Forward-looking statements including projections, guidance on future earnings and estimates are provided as a general guide only and should not be relied upon as an indication or guarantee of future performance. This presentation contains statements that are subject to risk factors associated with LPE. It is believed that the expectations reflected in these statements are reasonable, but they may be affected by a range of variables which could cause actual results or trends to differ materially.

LPE disclaim any intent or obligation to publicly update any forward looking statements, whether as a result of new information, future events or results or otherwise.

To the maximum extent permitted by law, LPE, their related bodies corporate (as that term is defined in the Corporations Act 2001 (Cth)) and the officers, directors, employees, advisers and agents of those entities do not accept any responsibility or liability including, without limitation, any liability arising from fault or negligence on the part of any person, for any loss arising from the use of the presentation or its contents or otherwise arising in connection with it.

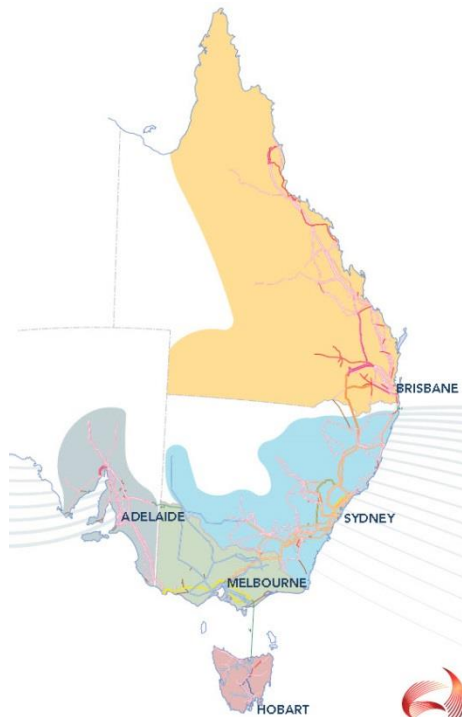
LPE is the iiNet of the Electricity Retailer Market

- 1 of only 20 active electricity retailers authorised by the Australian Energy Regulator (AER)
- LPE has a UNIQUE purchasing model matched against 5 to 10 year supply contracts with customers
- Low risk business model
- Only retailer targeting the Market sector



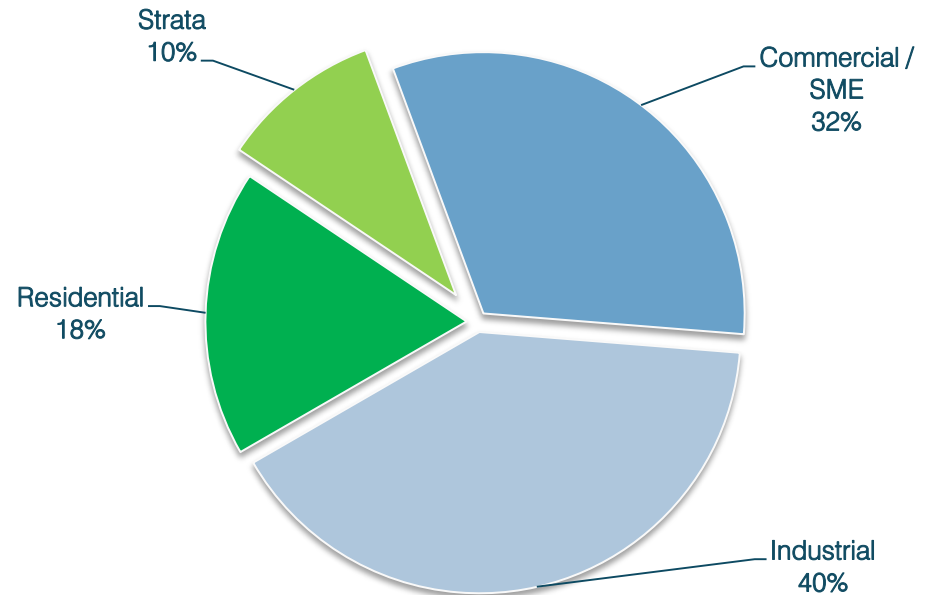
How Big is the National Energy Market (NEM)?

- Physically the largest interconnected electricity grid in the world.
- More than 200,000GW is traded annually on the NEM
- \$37 billion worth of electricity traded through retailers on the NEM



The National Electricity Market
Regional Network
Source: AEMO

Energy Breakdown by Sector (NEM)



Target Market

- Strata communities = 20,000GW
- LPE's Initial Target = 450GW (just 2.25% of Target Market)

Immediate Target Market

Target strata communities have a minimum of 30 lots and use a total of 0.5GW pa (average)



Queensland*

- ~15,500 target strata communities
- ~7,750GW



South East QLD (SEQ)*

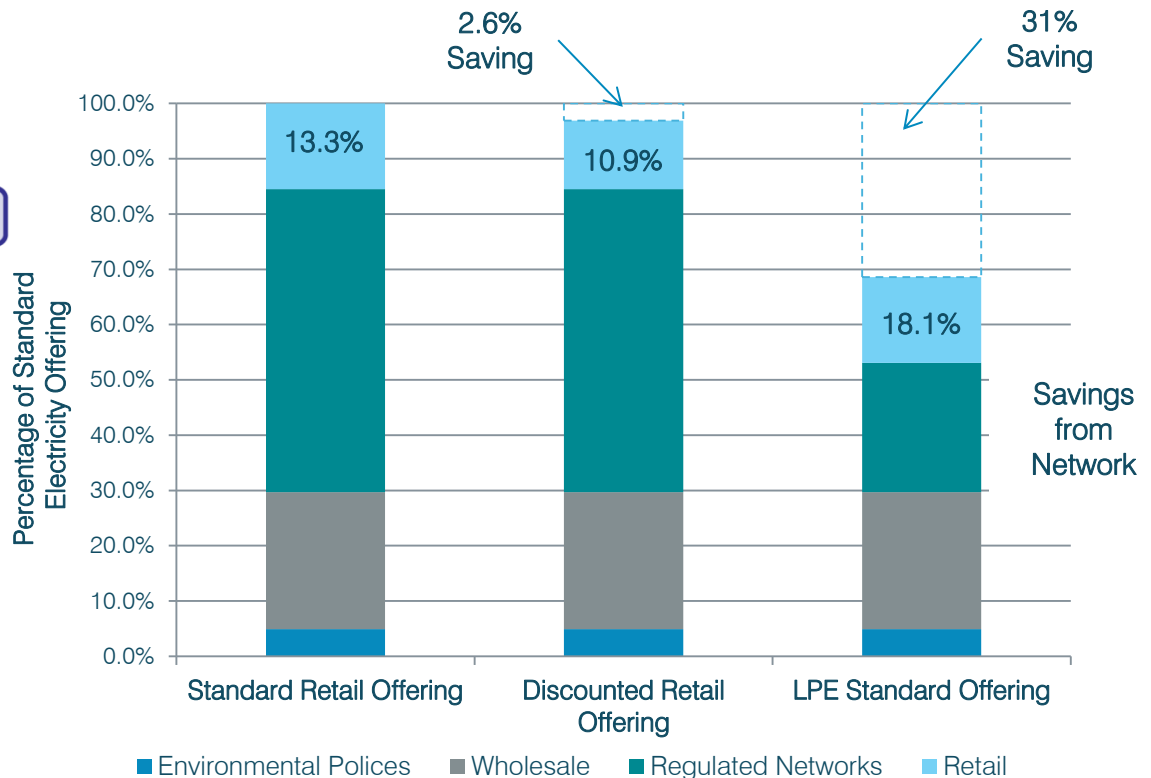
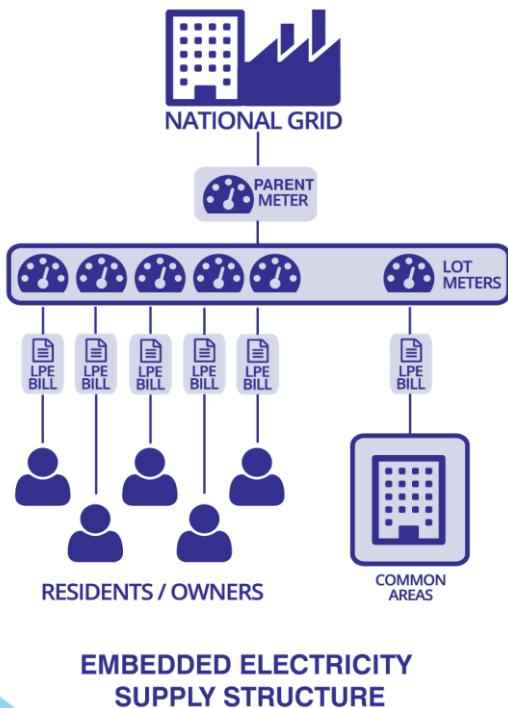
- ~9,000 target strata communities
- ~4,700GW



Source: *Office of economic and Statistical Research
Queensland Treasury and Trade 2013 Derived Census

Business Model

- LPE's supply structure provides an energy purchase model that significantly reduces the network charges and risk to the retailer
- Savings passed onto customers without discounting LPE's margin
- Customers on 5 to 10 year supply contracts



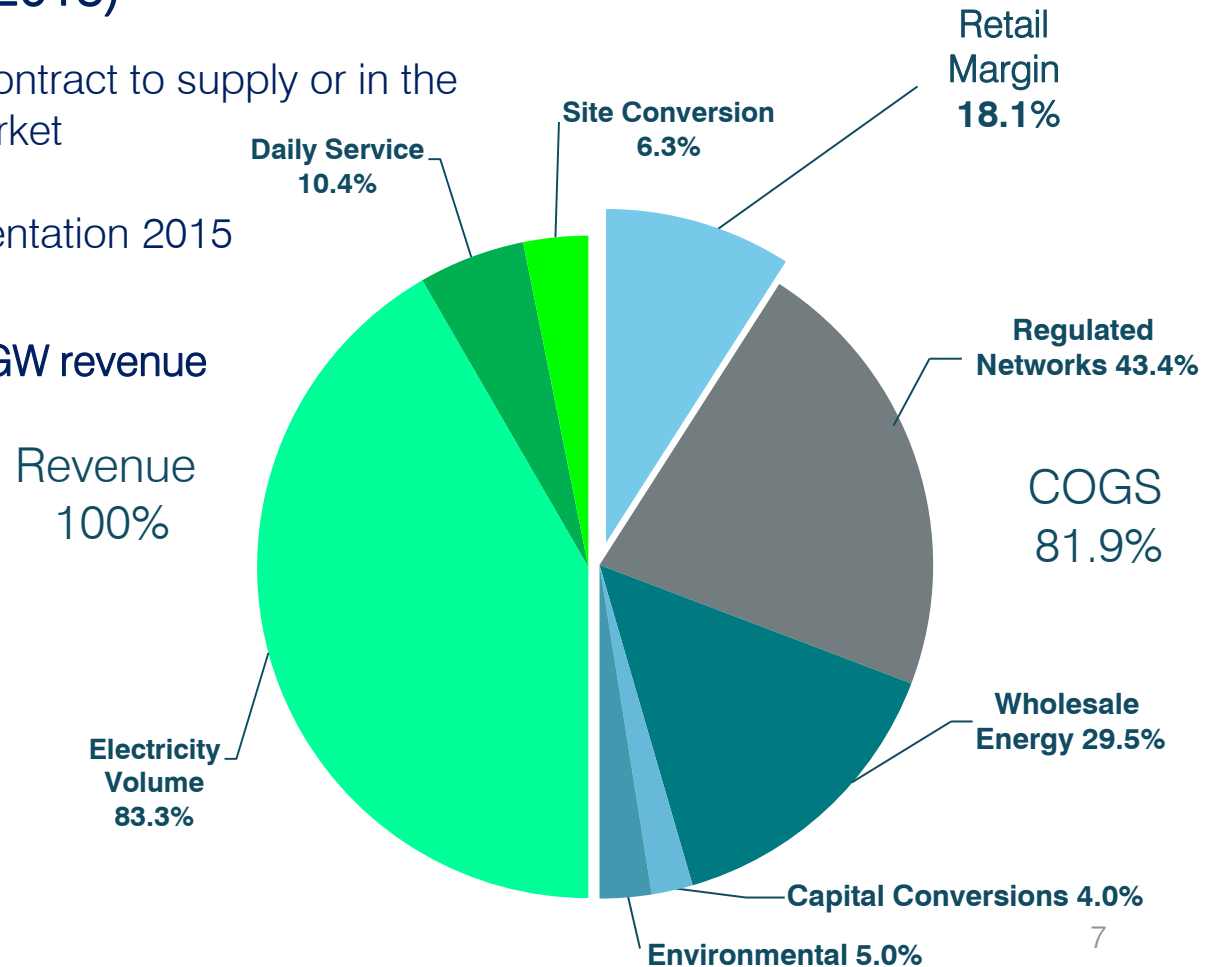
Business Plan

Initial target

- 900 strata communities under management
- Average 0.5GW per strata community = 450GW

Current progress (October 2015)

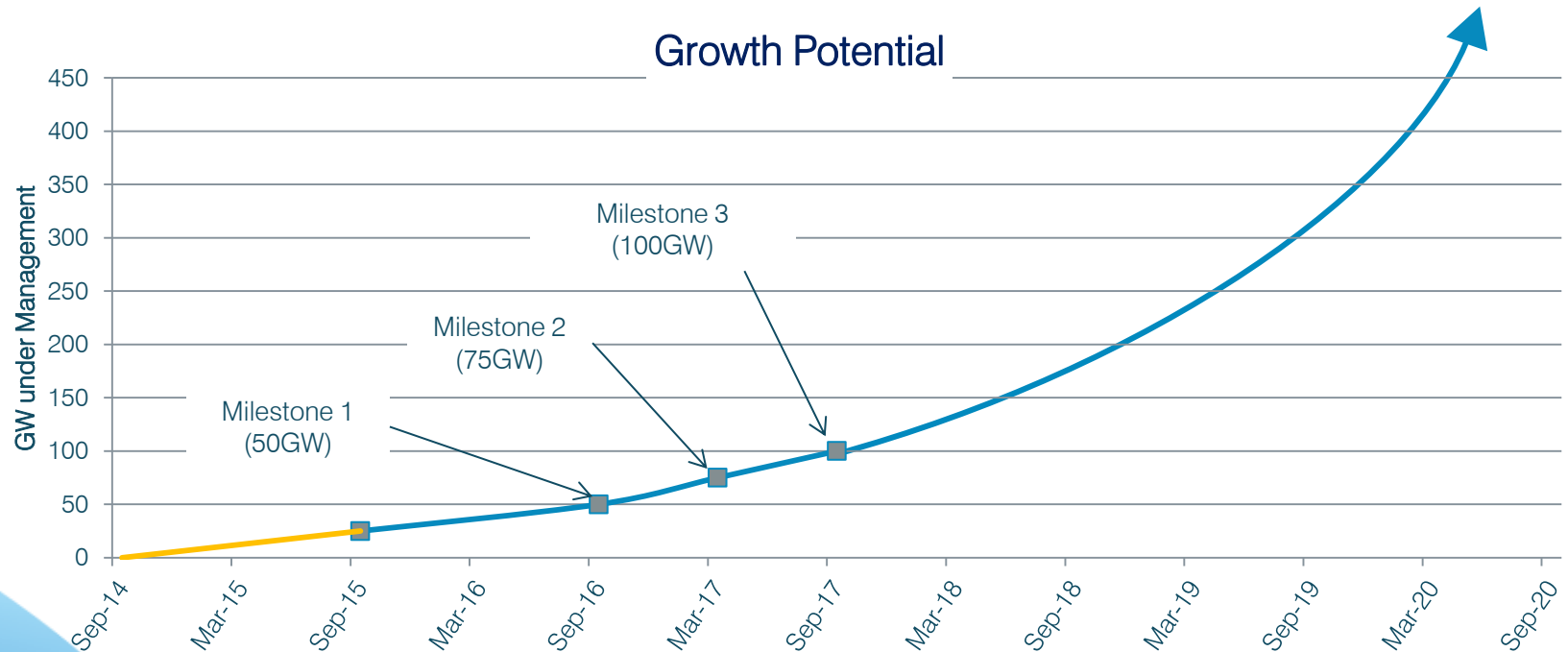
- 65 Strata communities under contract to supply or in the conversion process in SEQ market
- 160% increase since July Presentation 2015
- Currently averaging \$220,000/GW revenue



Business Plan Continued

Additional capital will provide opportunity to accelerate Initial Target timetable and GW sales volume through:

- Increase sales and operational process teams
- Support growing site conversion funding requirements (equity and debt)

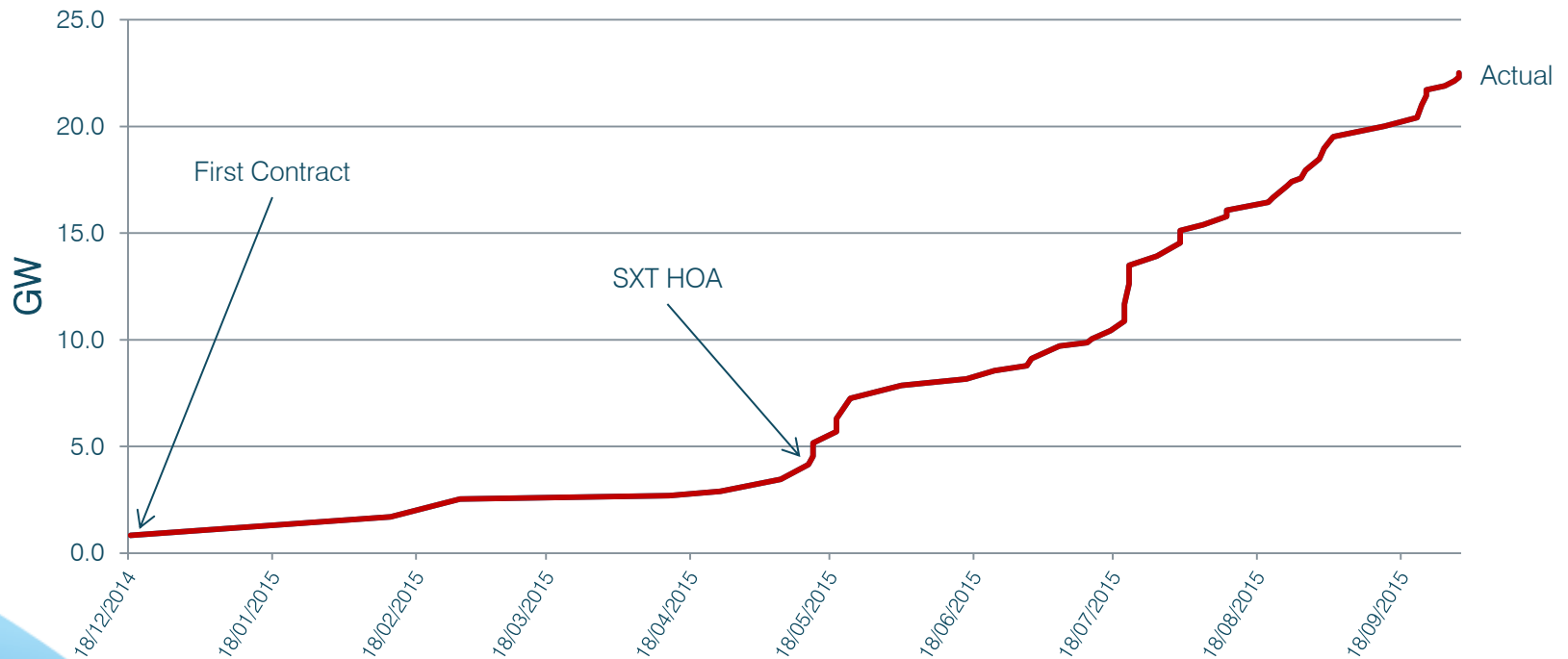


Current Company Trajectory

- Currently **24.3 GW** contracted
- Business Plan assumptions are accurate within **1.3%**



Current Trajectory



Marketing Plan

Current pipeline

- 457 existing strata communities and 28 new strata developments at various stages in the negotiation process
- ~194GW or 43.1% of Initial Target (assuming 80% conversion)

Marketing initiatives

- Become active associate member of Strata Community Australia (SCA), the peak strata community lobby group.
- Become active member in other target sector industry associations
- Brand Recognition campaigns, including trade & industry speaking events
- Strategic partnerships
- Direct Sales on the ground



Future Growth Opportunities

- Signed MOU agreement with Tritium to develop Electric Vehicle charging network. (Refer ASX:SXT 13 August 2015)
- Expansion into strata communities market in NSW, VIC and SA
- Expansion into commercial & industrial strata communities sector (Refer ASX:SXT 3 August 2015)
- Embedded Networks structure applied to hot water systems (Refer ASX:SXT 28 July 2015)
- Exploiting new technology inherent to electricity
- Car chargers and electric vehicle infrastructure
- Batteries and renewables
- Database and information pool
- The Internet Of Things ideally suited to embedded networks



Directors/Management (Post acquisition by Stratum)

Andrew Pierce – Chairman

Current Chairman of Stratum, accomplished and highly regarded accountant and director on various boards, with specific skills in financial reporting, company regulatory and governance areas. Fellow of the Chartered Accountants Australia and New Zealand, having been in private practice as a partner or principal since 1972

Damien Glanville – Managing Director & CEO (Founder LPE)

13 years' experience in senior management, logistics and executive director roles with a focus in the renewable energy, on-site generation and solar PV industry. Developed the retail architecture and successfully sold the business case for the Sunshine Coast Regional Council Valdora Solar Farm

Ben Chester – Director and Chief Operating Officer (Founder LPE)

7 years' experience in large scale development and deployment of energy assets, along with energy to market strategy. Has 4 years experience with an ASX listed company specializing in renewable and energy projects, as the principal project engineer for several commercial and utility scale deployments

Indicative Capital Structure

Post acquisition of LPE by Stratum:

	Shares ⁹	Options	Performance Shares
Current	249,458,414	51,232,437 ¹	-
Conversion of SXT Convertible Notes (face value) ³	42,187,500	21,093,750 ²	-
Conversion of SXT Convertible Notes (interest) ³	1,353,699	-	-
Conversion under Initial Loan Agreements (face value) ⁴	23,000,000	23,000,000 ²	-
Conversion under Initial Loan Agreements (interest) ⁴	2,525,590	2,525,590 ²	-
Conversion under Subsequent Loan Agreements (face value) ⁵	25,000,000	-	-
Conversion under Subsequent Loan Agreements (interest) ⁵	3,000,000	-	-
Grant of Options to Armada Capital ⁶	-	75,000,000	-
Grant of Options to Directors ⁷	-	30,000,000	-
Capital Raising ⁸	300,000,000	-	-
SUB-TOTAL	646,525,202	202,851,776	-
Vendor Consideration ⁹	646,525,202	-	862,033,602
TOTAL	1,293,050,403	202,851,776	862,033,602

Notes:

² Exercisable at \$0.02 on or before 29 February 2016. A summary of the terms and conditions of the Options is set out in Section 15.4.

³ The Company currently has 1,350,000 SXT Convertible Notes on issue with a face value of \$1.00 each and an interest rate of 8% per annum payable quarterly in arrears. The Company is seeking Shareholder approval under Resolution 7 for the terms and conditions of the SXT Convertible Notes to be varied by reducing the face value of each note to \$0.50 and varying the interest rate to 1% per month payable quarterly in arrears. A summary of the terms and conditions of the SXT Convertible Notes following their proposed variation is set out in Section 15.6.

⁴ The Company has been granted loans under the Initial Loan Agreements to the value of \$250,000 of which \$112,000 has already been converted. The Initial Loan Agreements carry interest at a rate of 1% per month. The remaining \$138,000 will convert at Settlement into Shares at \$0.006 together with one attaching Option (exercisable at \$0.02 on or before 29 February 2016) for every Share issued. A summary of the terms of the Initial Loan Agreements is set out in Section 14.2.

⁵ Stratum will seek to be granted loans to the value of up to \$500,000 pursuant to the Subsequent Loan Agreements. The Subsequent Loan Agreements will carry interest at a rate of 24% per annum flat. Outstanding monies under the Subsequent Loan Agreements will automatically convert at Settlement into Shares at \$0.02 per Share, assuming a Capital Raising price of \$0.02 per Share. On 7 August 2015 the Company announced that it has currently negotiated commitments for \$250,000 pursuant to the Subsequent Loan Agreements. On 10 August 2015 the Company issued 3,000,000 Shares as consideration for interest payable on the \$250,000 of negotiated commitments pursuant to the Subsequent Loan Agreements. A summary of the Subsequent Loan Agreements is set out in Section 14.3.

⁶ Under the Armada Mandate, the Company has agreed to issue 75,000,000 Options to Armada Capital in consideration for Armada Capital introducing and assisting with the Acquisition. The Options are exercisable at \$0.025 each on or before 30 June 2017. A summary of the terms and conditions of the Options to be issued is set out in Section 15.3.

⁷ The Company has agreed to issue 30,000,000 Options equally to the Directors, Messrs A Pierce, D Moore and J Shepherd as recognition for past services. The Options are exercisable at \$0.025 each on or before 30 June 2017. A summary of the terms and conditions of the Options to be issued is set out in Section 15.4.

⁸ Assumes Maximum Subscription under the Capital Raising at an issue price of \$0.02 per Share.

⁹ Refer to Section 6.6 for a summary of the Vendor Consideration Securities to be issued to the Vendors at Settlement.

Summary

- LPE are the only retailer targeting the residential strata sector
- 1 of only 20 active energy retail authorisations with the AER
- LPE has a UNIQUE purchasing model matched against 5 to 10 year supply agreements with customers
- Business model provides consistent trailing revenues
- Targeting strata communities that represent 10% of the NEM or 20,000GW per annum
- Initial Target 450GW of energy under management
- Additional capital will accelerate Initial Target timetable and GW sales volume
- Further growth from expansion across the NEM
- Numerous future revenue opportunities utilising embedded network supply structure
- Low operating and corporate cost to revenue business

Experienced, motivated Board and management team

FOR MORE INFORMATION

Call 1800 040 168 or info@localityenergy.com.au

Daniel Moore, Stratum Metals M: 0475 916919 dan.moore@stratummetals.com.au

Ananda Kathiravelu, Armada Capital M: 0412 036789 ananda@armadacapital.com.au

www.localityenergy.com.au

Annexure A

Billing and Sales Software

- Dedicated billing platform licensed with proprietary IP
- Proprietary sales and operational process software developed by LPE



SEAVIEW
RESORT MOOLOOLABA

shine
ON BRIGHTWATER



Silverstone
APARTMENTS



THE MIRAGE
ALEXANDRA HEADLAND

Customer Service Team
Mon - Fri, 9am - 5pm
T: 1800 040 168
E: enquiries@localityenergy.com.au
W: www.localityenergy.com.au

Faults and Emergency
Energyx 24 Hours
T: 13 62 62
E: faults@localityenergy.com.au

Account Number
30001 00026 93

electricity account

M. GJ THOMAS
208
13 NICKLIN WAY
MINYAMA QLD 4575
AUSTRALIA

Tax Invoice U30001 000 000 261-0
Issued 24 Apr '15
Locality Planning Energy Pty Ltd
ABN 15 146 958 061

Account Summary

Opening Balance	\$58.90
Payment Received	(or) \$58.90
Balance Brought Forward	\$0.00
Usage and Services Charges	\$79.05
Other Charges/Adjustments	\$0.00
New Charges (see over)	\$79.05
Total (GST included)	\$79.05

Total: \$79.05
pay by 8 May '15

Avg cost/day: \$2.40
Avg daily usage: 7.318 kWh
same time last year: not available

Greenhouse gas emissions for this bill was 6.646 tonnes from 483,000 kWh
For more information visit www.climatechange.gov.au

DEFT PAYMENT SYSTEMS

Please turn over for further payment methods and instructions.

B PAY Biller Code: 95503
Reference: 2472 3771 2300 0100 0268

POST billpay *494 247237712 30001000268

+247237712 30001000268< 000007905<4+

Account Number
30001 00026 93

Total: \$79.05
pay by 8 May '15

by BPAY®
Contact your bank or financial institution to make payment directly from your cheque or savings account.

You will be required to enter the Biller Code and BPAY Reference number as detailed on the front of this invoice. More information at www.bpay.com.au

by mail
Mail this portion and cheque/money order to:
DEFT Payment Systems
GPO Box 141
BRISBANE QLD 4001
Please make cheques payable to Locality Planning Energy Pty Ltd

in Person
Present page intact at any post office.
Payments may be made by cash, cheque or EFTPOS.
Please make cheques payable to Locality Planning Energy Pty Ltd

Phone: 1300 301 150
DEFT Ref: 2472 3771 2300 0100 0268
Pay from your registered credit card or bank account by phone. Register at deft.com.au or by calling 1800 672 162. Registration is NOT required for one off credit card payments.
The phone payment line is a 24-hour service. Calls are charged at the cost of a local call (mobile extra).
Payments by credit card may attract a surcharge.

© Registered to DEFT Pty Ltd ABN 69 079 137 010
© 2015 DEFT Pty Ltd

Building™ is another BlueCat Solutions product

Annexure B

National Energy Market

